

XCSMP70L10

Safety switch, Telemecanique Safety switches XCS, plastic XCSMP, 1 NC + 1 NC + 1 NO, slow break, pre cabled 10 m



Main

Range of Product	Telemecanique Safety switches XCS
Product or Component Type	Safety switch
Component name	XCSMP
Design	Miniature
Material	Plastic
Head type	Key operated fixed head
Contacts type and composition	2 NC + 1 NO
Contact operation	Slow-break, break before make
Electrical connection	Pre-cabled
Number of poles	3
Locking options description	Without locking of actuator

Complementary

Insulation	Double insulated
Cable length	32.81 ft (10 m)
Cable composition	6 x 0.5 mm ²
Mechanical durability	1000000 cycles
Minimum actuation speed	0.16 ft/s (0.05 m/s)
Maximum actuation speed	4.92 ft/s (1.5 m/s)
[Ie] rated operational current	0.55 A 125 V, DC-13, Q300 EN/IEC 60947-5-1 0.27 A 250 V, DC-13, Q300 EN/IEC 60947-5-1 0.75 A 240 V, AC-15, C300 EN/IEC 60947-5-1 1.5 A 120 V, AC-15, C300 EN/IEC 60947-5-1
[Ithe] conventional enclosed thermal current	2.5 A
[Ui] rated insulation voltage	300 VUL 508 500 VEN/IEC 60947-1 300 VCSA C22.2 No 14
[Uimp] rated impulse withstand voltage	6 kV EN/IEC 60947-5-1
Short-circuit protection	10 A cartridge fuse gG (gl)
Actuator forcible withdrawal rtc	8 N
Minimum actuator force for extraction	8 N
Maximum operating rate	20 cyc/mn for maximum durability
Safety level	Can reach category 4 with the appropriate monitoring system and correctly wired EN/ISO 13849-1 Can reach PL = e with the appropriate monitoring system and correctly wired EN/ISO 13849-1 Can reach SIL 3 with the appropriate monitoring system and correctly wired EN/IEC 61508
Safety reliability data	B10d = 5000000 value given for a life time of 20 years limited by mechanical or contact wear
Body Material	PA (polyamide)
Head material	PA (polyamide)
Depth	1.18 in (30 mm)
Height	3.43 in (87 mm)
Width	0.59 in (15 mm)
Net Weight	0.24 lb(US) (0.11 kg)

The information provided in this documentation contains general descriptions and/or technical characteristics of the performance of the products contained herein. This documentation is not intended as a substitute for and is not to be used for determining suitability or reliability of these products for specific user applications. It is the duty of any such user or integrator to perform the appropriate and complete risk analysis, evaluation and testing of the products with respect to the relevant specific application or use thereof. Neither Schneider Electric Industries SAS nor any of its affiliates or subsidiaries shall be responsible or liable for misuse of the information contained herein.

Environment

Standards	EN/ISO 12100 EN 1088/ISO 14119 CSA C22.2 No 14 EN/IEC 60947-5-1 EN/IEC 60204-1 UL 508
Product Certifications	UL CUL CSA
Protective treatment	TC
Ambient Air Temperature for Operation	-13...158 °F (-25...70 °C)
Ambient Air Temperature for Storage	-13...176 °F (-25...80 °C)
Vibration resistance	6 gn 10...55 Hz)IEC 60068-2-6
Shock resistance	50 gn 11 ms IEC 60068-2-27
Electrical shock protection class	Class II EN/IEC 61140
IP degree of protection	IP67 conforming to EN/IEC 60529 and EN/IEC 60947-5-1




Ordering and shipping details

Category	22411-LIMIT SWITCHES,IEC,XCKJ
Discount Schedule	T
GTIN	3389110107272
Nbr. of units in pkg.	1
Package weight(Lbs)	30.69 oz (870.0 g)
Returnability	No
Country of origin	JP

Packing Units

Unit Type of Package 1	PCE
Package 1 Height	1.38 in (3.5 cm)
Package 1 width	9.84 in (25 cm)
Package 1 Length	10.24 in (26 cm)
Unit Type of Package 2	S03
Number of Units in Package 2	10
Package 2 Weight	20.23 lb(US) (9.178 kg)
Package 2 Height	11.81 in (30 cm)
Package 2 width	11.81 in (30 cm)
Package 2 Length	15.75 in (40 cm)

Offer Sustainability

California proposition 65	WARNING: This product can expose you to chemicals including: Diisononyl phthalate (DINP), which is known to the State of California to cause cancer, and Di-isodecyl phthalate (DIDP), which is known to the State of California to cause birth defects or other reproductive harm. For more information go to www.P65Warnings.ca.gov
REACH Regulation	 REACH Declaration
EU RoHS Directive	Pro-active compliance (Product out of EU RoHS legal scope)  EU RoHS Declaration
Toxic heavy metal free	Yes
Mercury free	Yes
RoHS exemption information	 Yes

Contractual warranty

Warranty	18 months
----------	-----------