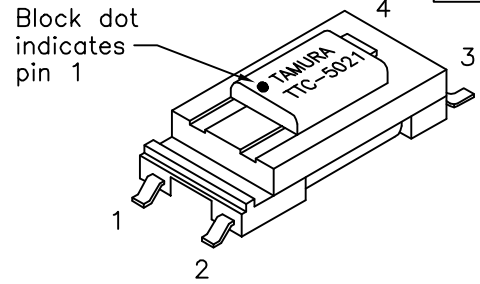


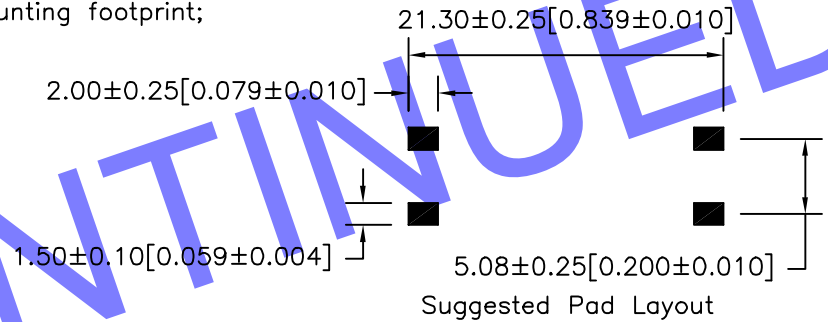
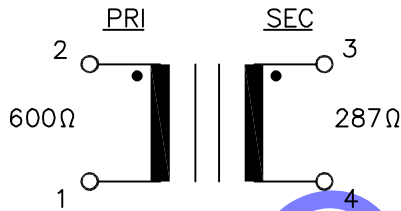
TELECOMMUNICATION LOW PROFILE SMD MODEM TRANSFORMER COMPATIBLE WITH V.90 TECHNOLOGIES FOR PCMCIA APPLICATION.

MODEL NUMBER
TTC-5021

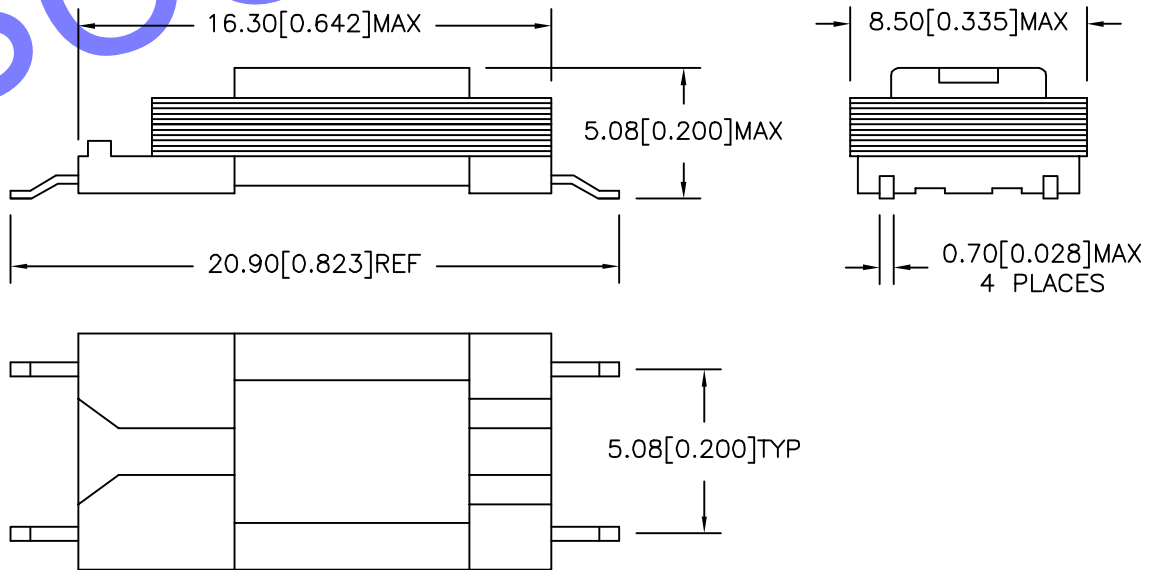
- A. Electrical specifications (@ 25° C)
1. Pri source impedance; 600Ω
 2. Sec load impedance; 287Ω
 3. Frequency response; ±0.25dB, 200Hz to 4KHz, 0dBm
 4. Return loss; 20dB MIN @ 200Hz to 4KHz
 5. Insertion loss; 3.85dB MAX @ 1KHz, 0dBm
 6. Longitudinal balance; 60dB MIN @ 200Hz to 4KHz
 7. DC resistance;
 - (1-2) = 155Ω ±15%
 - (3-4) = 145Ω ±15%
 8. Turns ratio;
 - (1-2) : (3-4) = 1 : 1.00 ±2%
 9. Dielectric strength; 1875Vrms 1 second @ Pri to Sec
 10. Total harmonic distortion; -82dB TYP @ 600Hz, -10dBm



- B. Marking; TTC-5021, TAMURA and date code
 C. Safety; Designed to meet UL1950 3rd Edition, UL60950, EN60950
 D. Schematic diagram and mounting footprint;



- E. Mechanical Specifications;
 All dimensions shown are nominal unless otherwise specified



PREPARED BY:

D. Rund

ENGINEER:

M. Pitchai

QUALITY CONTROL:

D. Kelley

APPROVED:

J. Coleman

DRAWING CONTROL NO.
P-A1-12599
ACAD\TTC\A1125991.DWG

REV

-

MODEL DESCRIPTION
TELECOMMUNICATION V.90 SMD MODEM
TRANSFORMER

TAMURA CORPORATION OF AMERICA
43352 BUSINESS PARK DRIVE, TEMECULA, CA. 92590-6624
(909) 699-1270 FAX 9096769482

MODEL SPECIFICATION

TTC-5021

DIM: mm(ln) SCL: 4/1 SH: 1 OF 1

PROPRIETARY NOTICE: THIS DRAWING PRINT OR DOCUMENT AND SUBJECT MATTER DISCLOSED HEREIN ARE PROPRIETARY ITEMS TO WHICH TAMURA RETAINS THE EXCLUSIVE RIGHT OF DISSEMINATION, REPRODUCTION, MANUFACTURE AND SALE. THIS DRAWING, PRINT OR DOCUMENT IS SUBMITTED IN CONFIDENCE FOR CONSIDERATION BY THE RECIPIENT ALONE UNLESS PERMISSION FOR FURTHER DISCLOSURE IS EXPRESSLY GRANTED IN WRITING.