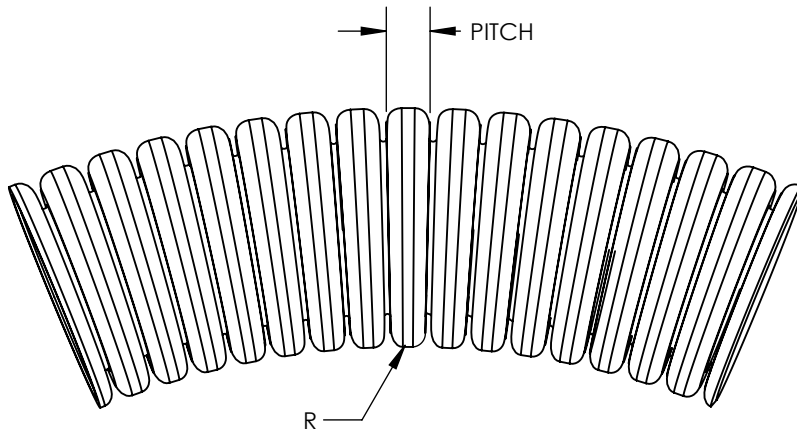
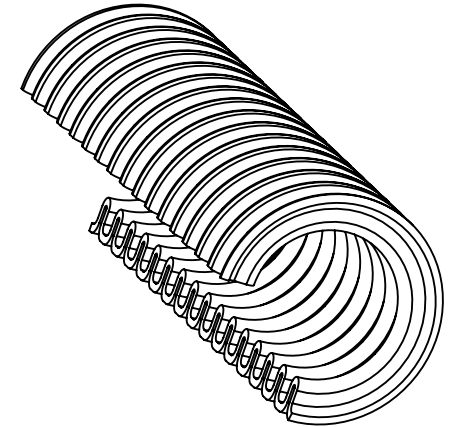
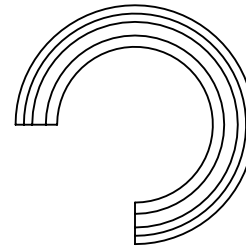
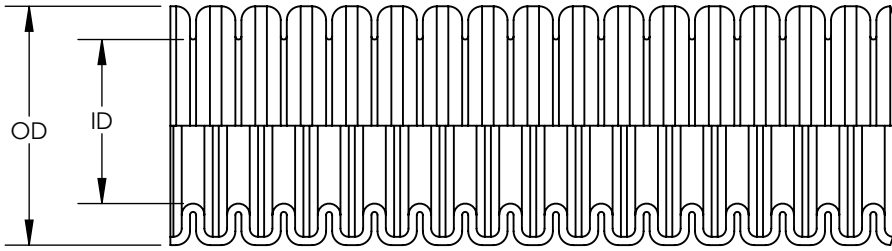


SW2014



Revision level			Revision Record	Changed	Date	Approved	Date
Drawing	State	Part					
00.0	Design Release		SEE ECN# 013582	GRW	10/12/2016	KAC	10/12/2016



Conduit Size		Euro Size	Pitch	HellermannTyton	Man'f Part	Outside Dimension (OD)		Inside Dimension (ID)		Minimum Bend Radius	Weight
inches	mm	(NW)	F or C	Item Number	Reference	in	mm	in	mm	mm	lbs / foot
3/8	16	12	F	HG-DC0380	FPADS16	0.63	15.8	0.41	10.3	100	0.168
1/2	21	17	F	HG-DC0500	FPADS21	0.84	21.2	0.55	13.9	120	0.04
3/4	28	23	C	HG-DC0750	FPADS28	1.13	28.5	0.81	20.5	170	0.067
1	34	29	C	HG-DC1000	FPADS34	1.36	34.5	1.05	26.6	180	0.091
1.25	42	36	C	HG-DC1250	FPADS42	1.68	42.5	1.26	32.0	200	0.111
1.5	54	48	C	HG-DC1500	FPADS54	2.15	54.5	1.70	43.0	240	0.158

Material
PA6

Units: inches
Dimension without tolerances details to:
.xxxx = ±.0005
.xxx = ±.005
.xx = ±.01
.x = ±.03
None = ±.06
∠ = ±0.5°
Dimension Formatted in[mm]

The copyright of this drawing is reserved by HellermannTyton. It is issued on condition that it is not reproduced, copied, or disclosed to a third party, either wholly or in part, without the consent of HellermannTyton.

Drawn GRW 10/12/2016
Approved KAC 10/12/2016

HellermannTyton
North America
Email: corp@htamericas.com
Web: www.hellermann.tyton.com

Article/Type-No HG-DC SERIES

Title **HELAGUARD STANDARD WEIGHT DOUBLE CUT NYLON CONDUIT**

Drawing-No PRODUCTION : Phase
15-0830-001-CSU

Scale 2:1
Project Number PRP 15-0830
Format AH
Sheet 1/1