



0.5-18 GHz

## SMA Ultra-Broadband Power Dividers

- Low Input VSWR
- High Isolation Between Output Ports
- Temperature Range: -54 to +85°C (Operational at 105°C)
- Designed for MIL Environments

### Specifications

SMA (F), 2-Way / 4-Way / 8-Way, 0.5 to 18 GHz, 30 W

FREQUENCY RANGE (GHz)	MODEL	VSWR (max.)		INSERTION LOSS (dB)		ISOLATION (dB min.)	AMPLITUDE BALANCE (dB)		PHASE BALANCE (max.)		AVERAGE POWER* (W max.)			WEIGHT (max.)	
		INPUT	OUTPUT	0.5-8	8-18		0.5-8	8-18	0.5-8	8-18	A	B	C	oz.	kg.
0.5-18	4426-2	1.50	1.45	0.8	1.7	19	0.3	0.6	4°	8°	30	10	1	6.4	.18
	4426-4	1.60	1.45	1.8	3.8	16	0.5	1.2	8°	14°	30	10	1	20	.55
	4426-8	1.70	1.50	3.5	6.5	18**	0.8	1.4	10°	18°	30	10	1	38	1.1
0.5-6	4426LB-2	1.50	1.40	0.9 <sup>‡</sup>	—	19	0.3 <sup>‡</sup>	—	4° <sup>‡</sup>	—	30	10	1	6.4	.18
	4426LB-4	1.60	1.45	1.8 <sup>‡</sup>	—	16	0.5 <sup>‡</sup>	—	8° <sup>‡</sup>	—	30	10	1	20	.55
	4426LB-8	1.70	1.50	3.5 <sup>‡</sup>	—	14	0.8 <sup>‡</sup>	—	10° <sup>‡</sup>	—	30	10	1	38	1.1

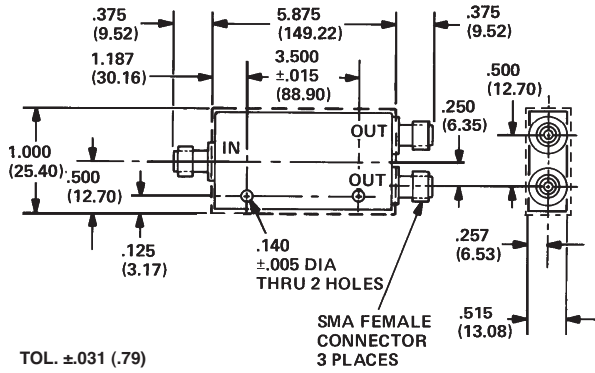
\* Average Power Rating into a load VSWR of (A) 1.2 to 1, (B) 2 to 1 and (C) ∞VSWR

\*\* Isolation between 0.5-2.0 GHz is 14 dB min.

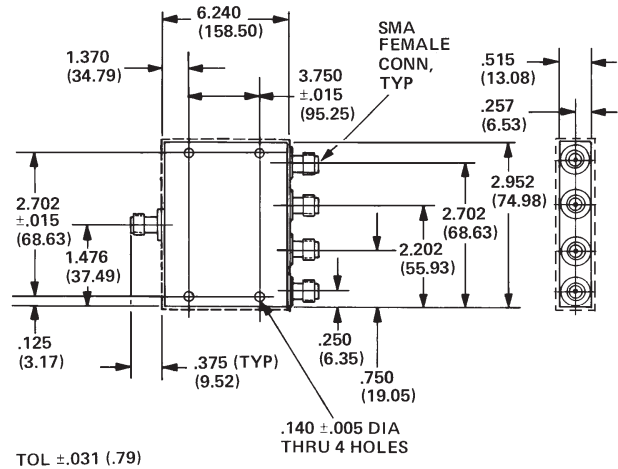
<sup>‡</sup> 0.5-6.0 GHz

# Power Dividers

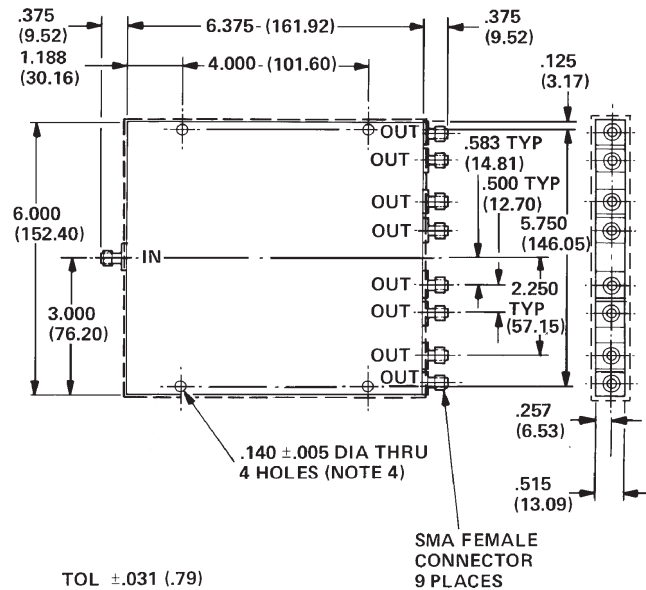
## Outline Drawings



MODEL 4426-2, 4426LB-2



MODEL 4426-4, 4426LB-4



MODEL 4426-8, 4426LB-8

Allow .020 for sealant build-up per surface.  
Dimensions in inches (mm in parentheses), unless otherwise specified.