

Surface Mount Fuse, 11 x 4.6 mm, Quick-Acting F, Telecom



IEC 60127-4 · 250VAC · 250VDC · Quick-Acting F



Description

- Directly solderable on printed circuit boards

Standards

- IEC 60127-4/2
- UL 248-14
- CSA C22.2 no. 248.14
- Telcordia GR-1089
- IEC/UL 60950
- ITU-T K.20 and K.21
- TIA-968-A

Approvals

- Approval Reference Type: OSU 250
- VDE Certificate Number: 106328
- UL File Number: E41599

Applications

- xDSL and ADSL linecards and modems

References

[Packaging Details](#)


Last order date: 31.12.2016

We recommend for new applications the type [OMF 250](#)
 OMF 250 is fully compatible to OSU 250

Weblinks

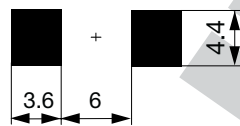
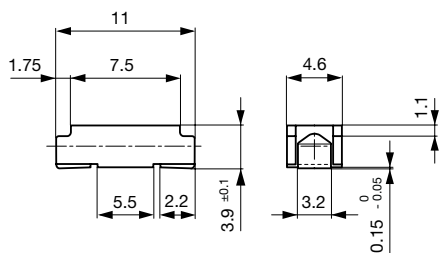
[pdf datasheet](#), [html-datasheet](#), [General Product Information](#), [Packaging details](#), [Approvals](#), [CE declaration of conformity](#), [RoHS](#), [CHINA-RoHS](#), [REACH](#), [Distributor-Stock-Check](#), [Detailed request for product](#)

Technical Data

Rated Voltage	250VAC, 250VDC	Soldering Methods	Reflow, Wave Soldering Profile
Rated current	0.25 - 3.15A	Solderability	245 °C / 3sec acc. to IEC 60068-2-58, Test Td
Breaking Capacity	100A	Resistance to Soldering Heat	260 °C / 10sec acc. to IEC 60068-2-58, Test Td
Characteristic	Quick-Acting F	Current Carrying Capacity	acc. to EIA/IS-722, Test 4.3.3
Mounting	PCB,SMT	Load Humidity Test	MIL-STD-202, Method 103B 0.1 x In @ 0.85 r.H. @ 85°C
Admissible Ambient Air Temp.	-40°C to 125°C	Moisture Resistance Test	MIL-STD-202, Method 106E (50 cycles in a temp./mister chamber)
Climatic Category	40/085/21 acc. to IEC 60068-1	Terminal Strength	MIL-STD-202, Method 211A (Deflection of board 1 mm for 1 minute)
Material: Housing	Thermoplastic, UL 94V-0	Thermal Shock	MIL-STD-202, Method 107D (200 air-to-air cycles from -55 to +125°C)
Material: Terminals	Tin-Plated Copper Alloy	Case Resistance	acc. to EIA/IS-722, Test 4.7 >100 MΩ (between leads and body)
Unit Weight	0.36 g	Mechanical Shock	MIL-STD-202, Method 213B (Shock 50g, half sine wave, 11 ms)
Storage Conditions	0°C to 60°C, max. 70% r.h.	Vibration, High Frequency	MIL-STD-202, Method 204D Shock 20 gn, 20 min, 10-2 kHz, 12 cyc.
Product Marking	 , Type, Rated current, Characteristic, Breaking Capacity, Approvals	Resistance to Solvents	MIL-STD-202, Method 215A
		Flammability	min. UL 94V-1 (acc. to EIA/IS-722, Test 4.12)

Detailed information on product approvals, code requirements, usage instructions and detailed test conditions can be looked up in [General Product Information](#)

Dimension [mm]



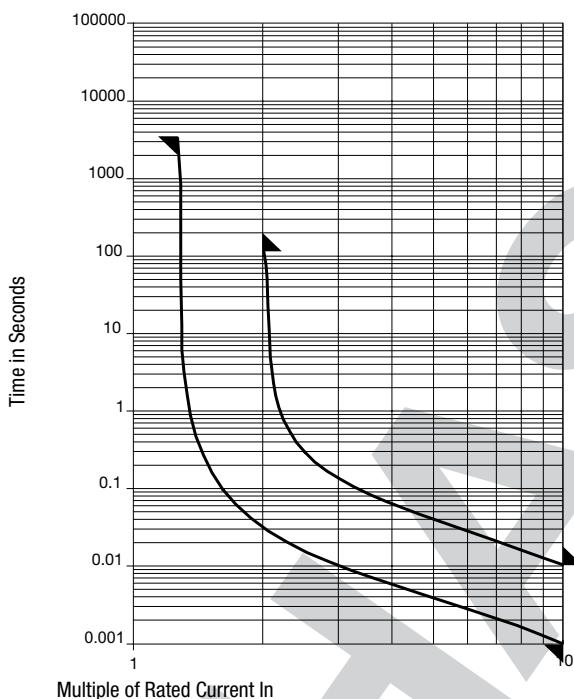
Soldering pads

Pre-Arcing Time

Rated Current I_n 1.25 x I_n min. 2.0 x I_n max. 10.0 x I_n min. 10.0 x I_n max.

0.25 A - 3.15 A	60 min	120 s	1 ms	10 ms
-----------------	--------	-------	------	-------

Time-Current-Curves



All Variants

Rated Current [A]	Rated Voltage [VAC]	Rated Voltage [VDC]	Voltage Drop 1.0 I_n typ. [mV]	Power Dissipation 1.25 I_n typ. [mW]	Melting I ² t 10.0 I_n typ. [A ² s]	GR-1089-CORE [A]	UL60950	ITU - Lightning Surge [A]	ITU - Power Induc.	ITU - Power Contact [A]	Order Number
0.25	250	250	1100	480	0.012	< 1.9	●	3.9		100.0	2070.0010.11
0.25	250	250	1100	480	0.012	< 1.9	●	3.9		100.0	2070.0010.24
0.315	250	250	1000	430	0.019	< 1.9	●	4.3	●	100.0	2070.0011.11
0.315	250	250	1000	430	0.019	< 1.9	●	4.3	●	100.0	2070.0011.24
0.4	250	250	230	190	0.02	3.1	●	5	●	100.0	2070.0012.11
0.4	250	250	230	190	0.02	3.1	●	5	●	100.0	2070.0012.24
0.5	250	250	190	190	0.03	5.1	●	10	●	100.0	2070.0013.11

Rated Current [A]	Rated Voltage [VAC]	Rated Voltage [VDC]	Voltage Drop 1.0 In typ. [mV]	Power Dissipation 1.25 I _n typ. [mW]	Melting Pt 10.0 Intyp. [A²s]	GR-1089-CORE [A]	UL60950	ITU - Lightning Surge [A]	ITU - Power Induc-	ITU - Power Contact [A]	Order Number
0.5	250	250	190	190	0.03	5.1	●	10	●	100.0	2070.0013.24
0.63	250	250	170	230	0.07	9.2		16	●	100.0	2070.0014.11
0.63	250	250	170	230	0.07	9.2		16	●	100.0	2070.0014.24
0.8	250	250	200	330	0.12	13.15		22	●	100.0	2070.0015.11
0.8	250	250	200	330	0.12	13.15		22	●	100.0	2070.0015.24
1	250	250	170	390	0.23	13.15		27	●	100.0	2070.0016.11
1	250	250	170	390	0.23	13.15		27	●	100.0	2070.0016.24
1.25	250	250	150	390	0.47	13.15		43	●	100.0	2070.0017.11
1.25	250	250	150	390	0.47	13.15		43	●	100.0	2070.0017.24
1.6	250	250	150	490	0.84	13.15		67	●	100.0	2070.0018.11
1.6	250	250	150	490	0.84	13.15		67	●	100.0	2070.0018.24
2	250	250	140	600	1.4	13.15		67	●	100.0	2070.0019.11
2	250	250	140	600	1.4	13.15		67	●	100.0	2070.0019.24
2.5	250	250	130	670	2.6	13.15		67	●	100.0	2070.0020.11
2.5	250	250	130	670	2.6	13.15		67	●	100.0	2070.0020.24
3.15	250	250	130	870	4.8	13.15		67	●	100.0	2070.0021.11
3.15	250	250	130	870	4.8	13.15		67	●	100.0	2070.0021.24

Availability for all products can be searched real-time: <https://www.schurter.com/en/Stock-Check/Stock-Check-SCHURTER>

1) 100 A @ 250 VAC/DC

Packaging Unit

- .xx = .11 Plastic Bag (100 pcs.)
- .xx = .24 Blister Tape 33 cm Reel (2000 pcs.)

PHASÉE