

EMI/EMC FILTER

RoHS

IR3 SERIES



Features

- Double pole power ON/OFF switch and comply with IEC 61058-1
- Good shield effect by using metal case
- Meet over voltage category II of IEC 60664 and comply with IEC 60950
- Uses IEC connector that meets the safety standards from certification bodies

Applications

- Digital equipments
- Personal computers and peripherals
- Measuring and testing instruments
- Communication equipment
- Medical equipments

Specifications

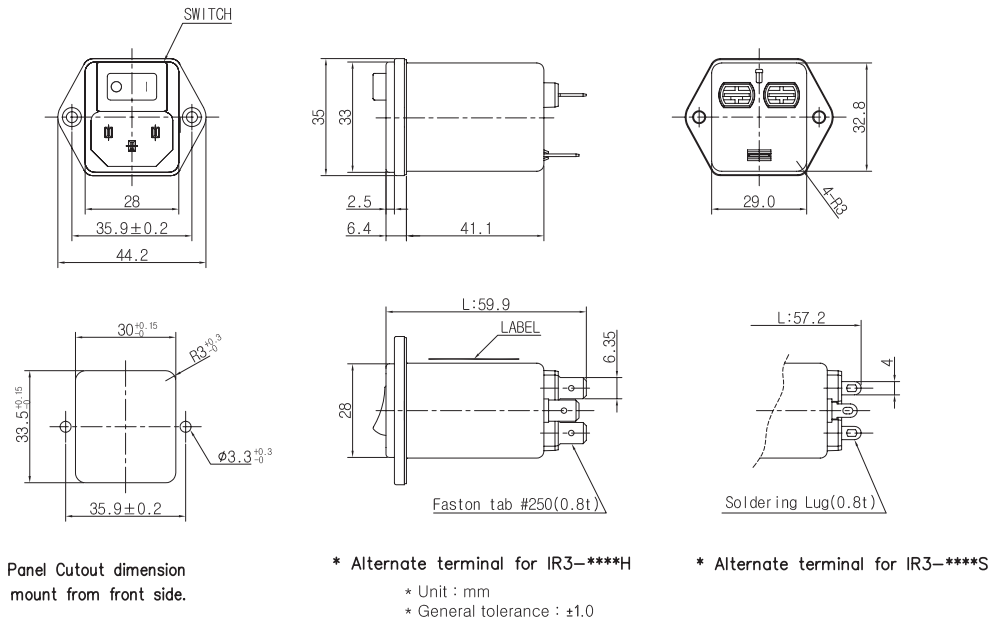
Model	Rated Voltage (AC, DC)	Rated Current	Leakage Current (250V AC)	Operating Temperature
IR3-N03C2H	250V (50/60Hz)	3A	0.35mA max.	-25°C to +85°C Including temperature rise Derating Curve
IR3-N06C2H		6A		
IR3-N10C2H		10A		
IR3-N03CDH		3A	0.10mA max.	
IR3-N06CDH		6A		
IR3-N10CDH		10A		

Note
 Test Voltage : 1500V AC one minute, line to earth
 Insulation Resistance : 300 Mohm min. at 500V DC
 Voltage Drop : 1V max. at rated current
 Weight : 80g
 Inlet : Compatible with IEC-60320-1, C14

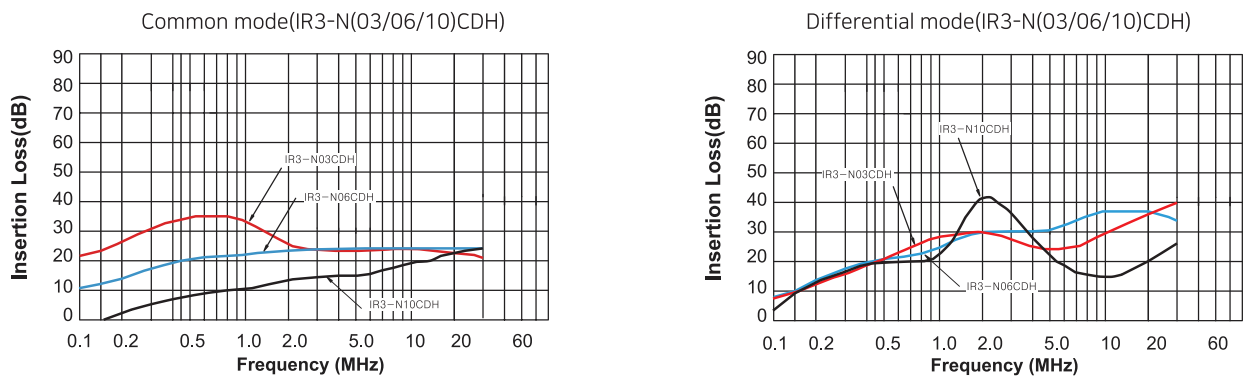
Model Number Construction

I	R3	N02	4	2	H
Input Connector I : IEC Connector	Special Design R2 : Screw Mounting/ With Switch	Current Rating : AC rms 03, N03 : 3amp 06, N06 : 6amp 10, N10 : 10amp ("N" Highest permeability)	Line-Line Cap.Value 2 : 0.022 μ F 3 : 0.033 μ F 4 : 0.047 μ F 6 : 0.068 μ F A : 0.1 μ F B : 0.15 μ F C : 0.22 μ F D : 0.33 μ F	Line-Gnd Cap.Value C : 330 pF D : 470 pF G : 680 pF E : 1000 pF 1 : 1500 pF 2 : 2200 pF 3 : 3300 pF 0 : None	Output Terminal S : Solder Lug H : Faston Tab #250

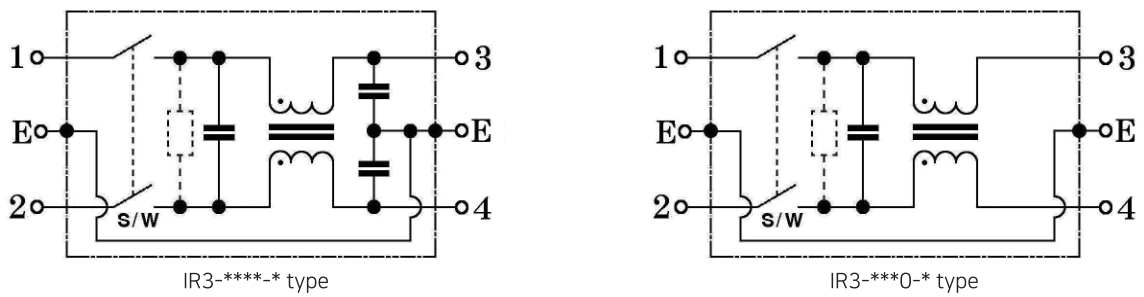
Shapes and Dimensions



Attenuation Characteristics



Circuit Diagram



Measurement Configuration

