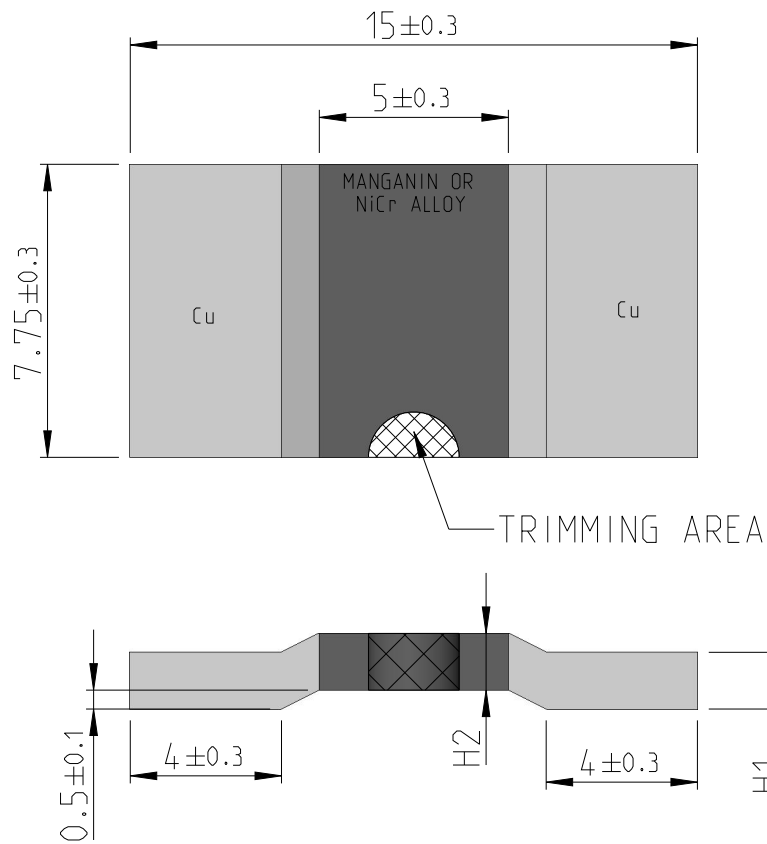
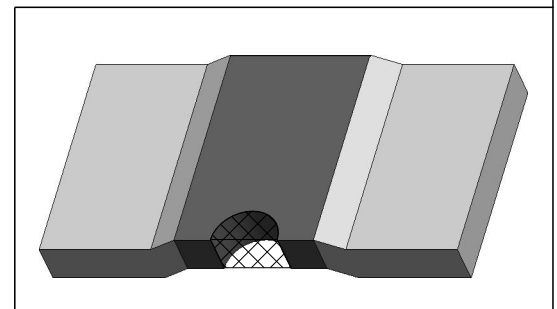



REVISIONS					
P	LTR	DESCRIPTION	DATE	DWN	APVD
	A	NEW DRAWING	28FEB2012	DMS	ST.P
	BA1	REVISED PER ECR-19-010572	11JUL2019	SR	AP
	BB	REVISED PER ECR-21-122911	07DEC2021	MHS	AP



NOTE:  
FOR FURTHER INFORMATION PLEASE SEE TLRs SERIES DATA SHEET




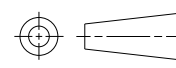
© 2019 TE Connectivity. All Rights Reserved.

DIMENSIONS: mm	DWN DARSHAN MS	28FEB2012	MATERIAL	-	FINISH	-
	CHK ALLAN P	28FEB2012				
TOLERANCES UNLESS OTHERWISE SPECIFIED:	APVD STEPHEN.P	28FEB2012				
	0 PLC ±	PRODUCT SPEC	NAME CHIP SHUT RESISTOR TLRS 1575 SERIES			
1 PLC ±	APPLICATION SPEC	-	SIZE	CAGE CODE	DRAWING NO	RESTRICTED TO
2 PLC ±			A 4	00779	©=2176077	-
3 PLC ±						
4 PLC ±						
ANGLES ±°	WEIGHT	-	CUSTOMER DRAWING			
			SCALE	4:1	SHEET	1 OF 2
					REV	BB

REVISIONS					
P	LTR	DESCRIPTION	DATE	DWN	APVD
	-	SEE SHEET 1	-	-	-

TCPN	PRODUCT NUMBER	RESISTANCE (mΩ)	MATERIAL	H1 nom (mm)	H2 nom (mm)	WEIGHT (GR)
2176077-5	TLRS157570DR0002FTDG	0.2	MANGANIN	1.5±0.2	1.5±0.2	0.59
2176077-6	TLRS157560DR0004FTDG	0.4	MANGANIN	0.65±0.1	0.65±0.1	0.73
2176077-1	TLRS157560ER0005FTDG	0.5	MANGANIN	0.55±0.1	0.55±0.1	0.59
2176077-2	TLRS157560ER001FTDG	1	MANGANIN	0.3±0.1	0.3±0.1	0.94
2176077-3	TLRS157540ER002FTDG	2	NiCr ALLOY	0.43±0.1	0.43±0.1	0.47
2176077-4	TLRS157535ER003FTDG	3	NiCr ALLOY	0.28±0.1	0.28±0.1	0.32
2176077-7	TLRS157530ER005FTDG	5	NiCr ALLOY	0.20±0.1	0.20±0.1	0.2

© 2019 TE Connectivity. All Rights Reserved.

DIMENSIONS: mm	DWN DARSHAN MS	28FEB2012	MATERIAL	-	FINISH	-
	CHK ALLAN P	28FEB2012				
TOLERANCES UNLESS OTHERWISE SPECIFIED:	APVD STEPHEN.P	28FEB2012				
	PRODUCT SPEC	-	NAME	CHIP SHUT RESISTOR TLRS 1575 SERIES		
	APPLICATION SPEC	-	SIZE	CAGE CODE	DRAWING NO	RESTRICTED TO
0 PLC ± 1 PLC ± 2 PLC ± 3 PLC ± 4 PLC ± ANGLES ±°	WEIGHT	-	A 4	00779	C=2176077	-
			CUSTOMER DRAWING		SCALE	4:1
					SHEET	2 OF 2
					REV	BB