

WR-75 Standard Gain Horn with 20 dBi gain,
End Launch SMA Female connector

Technical Data Sheet

PEWAN075-20ELSF

Features

- 10 GHz to 15 GHz
- WR-75 Waveguide Band
- 20 dBi Nominal Gain
- SMA Female End Launch Connector

Applications

- Antenna Measurements
- Wireless Communication
- Laboratory Use
- Microwave Radio Systems
- Radome Testing
- Automotive Antenna Test
- Solutions
- Radar Cross Section
- Satellite Antenna Testing

Description

The PEWAN075-20ELSF standard gain horn antenna (also known as waveguide horn) from Pasternack is part of our comprehensive selection of waveguide antennas. This standard gain horn is mated with a WR-75 to SMA Female End Launch waveguide to coaxial adapter and operates from 10 GHz to 15 GHz.

Our PEWAN075-20ELSF standard gain horn antenna has a nominal gain of 20 dBi with a Horizontal and Vertical HPBW (Half Power Beam Width) of 17.5 dB and 17.3 dB respectively. Pasternack's SMA Female End Launch to WR-75 standard gain horns are available in 10, 15 and 20 dBi models with pyramidal shape and connectorized input.

Waveguide antennas, such as the PEWAN075-20ELSF are used in a wide variety of applications due to the high-power handling capability, low loss, high directivity, and near constant electrical performance. Our WR-75 waveguide antennas with SMA Female End Launch interface is part of over 40,000 RF, microwave and millimeter wave components from Pasternack available worldwide and Ship same day.


Configuration

Design: WR-75 Standard Gain Horn
Coaxial Interface: SMA Female

Electrical Specifications

Description	Minimum	Typical	Maximum	Units
Frequency Range	10		15	GHz
Waveguide Standard Gain Horn				
Gain		20		dBi
Horizontal Half Power Beam Width		17.5		Degrees
Vertical Half Power Beam Width		17.3		Degrees
Waveguide to Coaxial Adapter				
Input VSWR			1.4:1	

Click the following link (or enter part number in "SEARCH" on website) to obtain additional part information including price, inventory and certifications: [WR-75 Standard Gain Horn with 20 dBi gain, End Launch SMA Female connector PEWAN075-20ELSF](#)



WR-75 Standard Gain Horn with 20 dBi gain,
End Launch SMA Female connector

Technical Data Sheet

PEWAN075-20ELSF

Mechanical Specifications

Size

Length	9.827 in [249.61 mm]
Width	3.668 in [93.17 mm]
Height	2.721 in [69.11 mm]
Weight	0.551 lbs [249.93 g]

RF Connector

Type	SMA Female
Specification	End Launch

Waveguide Interface

Waveguide Size	WR-75
----------------	-------


Environmental Specifications

Compliance Certifications (see [product page](#) for current document)

Plotted and Other Data

Notes:

Click the following link (or enter part number in "SEARCH" on website) to obtain additional part information including price, inventory and certifications: [WR-75 Standard Gain Horn with 20 dBi gain, End Launch SMA Female connector PEWAN075-20ELSF](#)

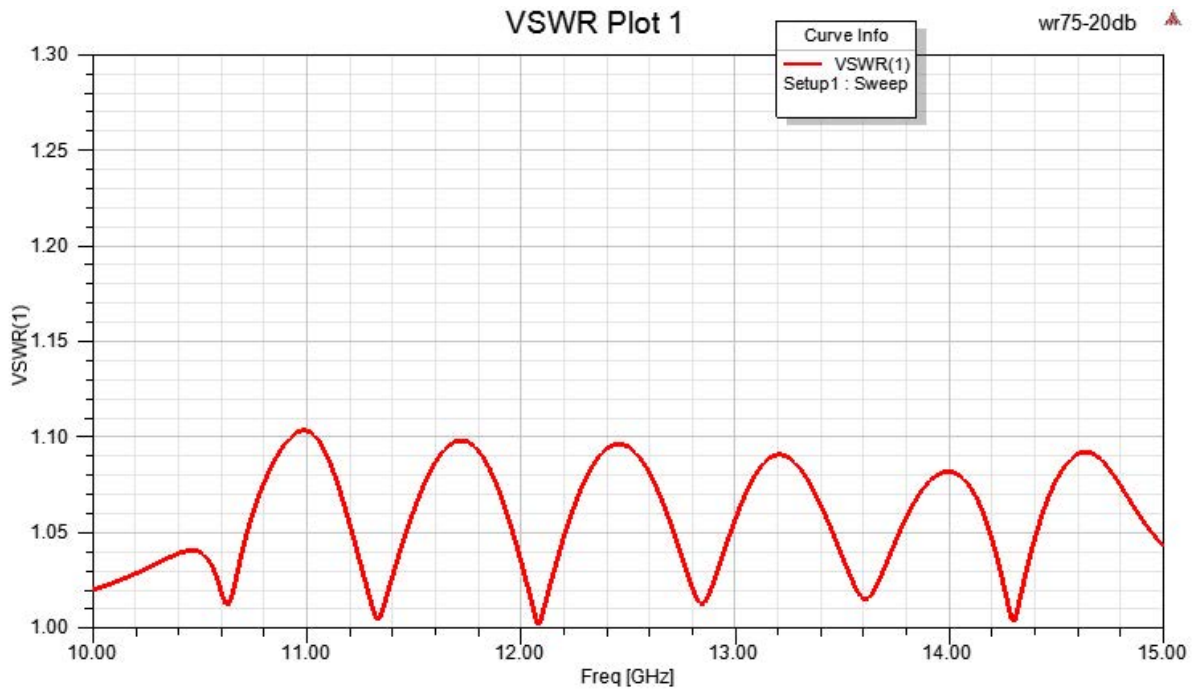


WR-75 Standard Gain Horn with 20 dBi gain,
End Launch SMA Female connector


Technical Data Sheet

PEWAN075-20ELSF

Typical Performance Data



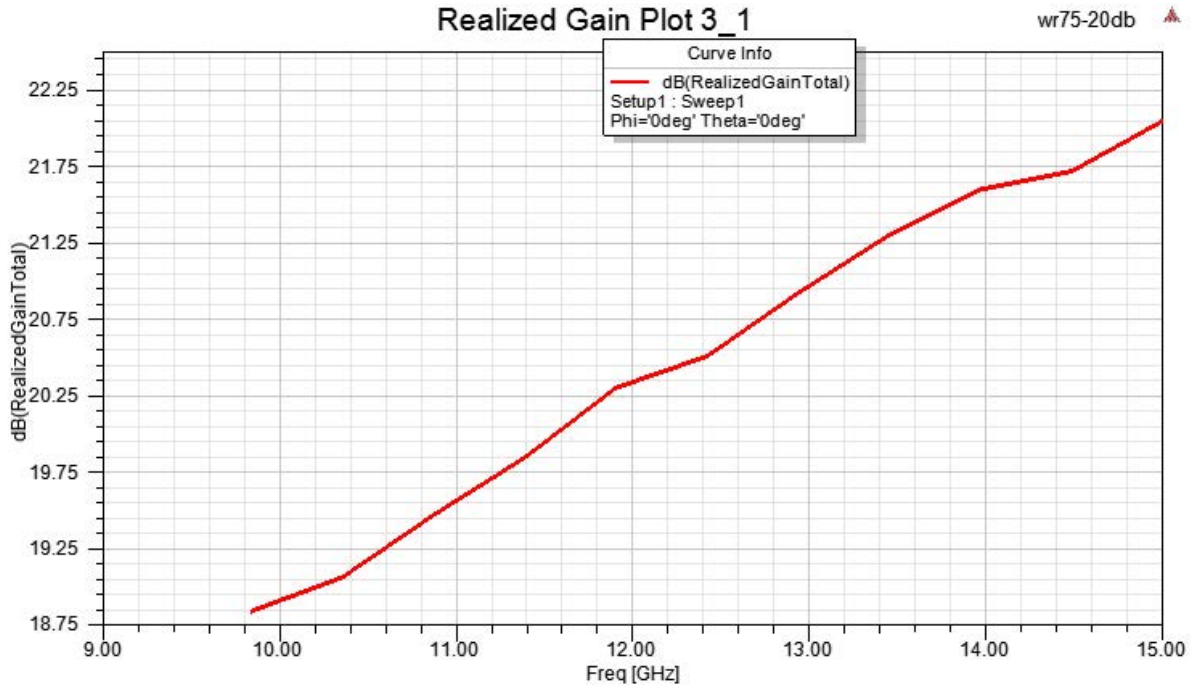
Click the following link (or enter part number in "SEARCH" on website) to obtain additional part information including price, inventory and certifications: [WR-75 Standard Gain Horn with 20 dBi gain, End Launch SMA Female connector PEWAN075-20ELSF](#)




WR-75 Standard Gain Horn with 20 dBi gain,
End Launch SMA Female connector

Technical Data Sheet

PEWAN075-20ELSF



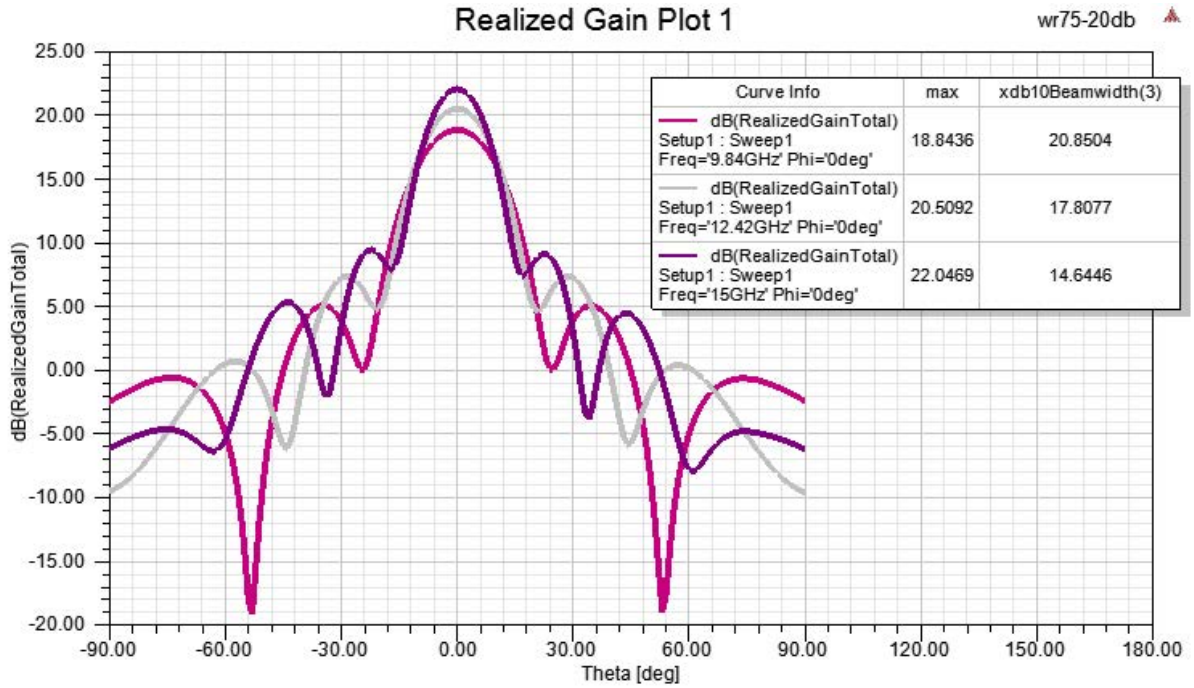
Click the following link (or enter part number in "SEARCH" on website) to obtain additional part information including price, inventory and certifications: [WR-75 Standard Gain Horn with 20 dBi gain, End Launch SMA Female connector PEWAN075-20ELSF](#)




WR-75 Standard Gain Horn with 20 dBi gain,
End Launch SMA Female connector

Technical Data Sheet

PEWAN075-20ELSF



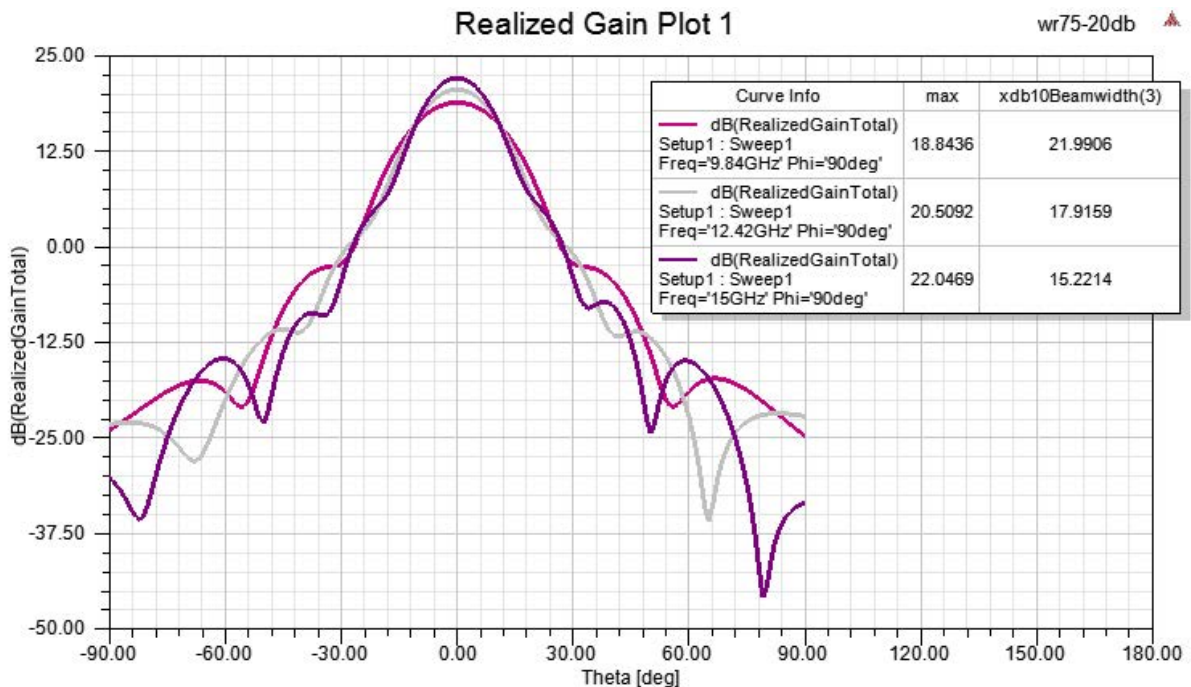
Click the following link (or enter part number in "SEARCH" on website) to obtain additional part information including price, inventory and certifications: [WR-75 Standard Gain Horn with 20 dBi gain, End Launch SMA Female connector PEWAN075-20ELSF](#)



WR-75 Standard Gain Horn with 20 dBi gain,
End Launch SMA Female connector

Technical Data Sheet

PEWAN075-20ELSF



WR-75 Standard Gain Horn with 20 dBi gain, End Launch SMA Female connector from Pasternack Enterprises has same day shipment for domestic and International orders. Our RF, microwave and millimeter wave products maintain a 99.4% availability and are part of the broadest selection in the industry.

Click the following link (or enter part number in "SEARCH" on website) to obtain additional part information including price, inventory and certifications: [WR-75 Standard Gain Horn with 20 dBi gain, End Launch SMA Female connector PEWAN075-20ELSF](https://www.pasternack.com/wr-75-waveguide-standard-gain-horn-antenna-20-db-sma-pewan075-20elsf-p.aspx)

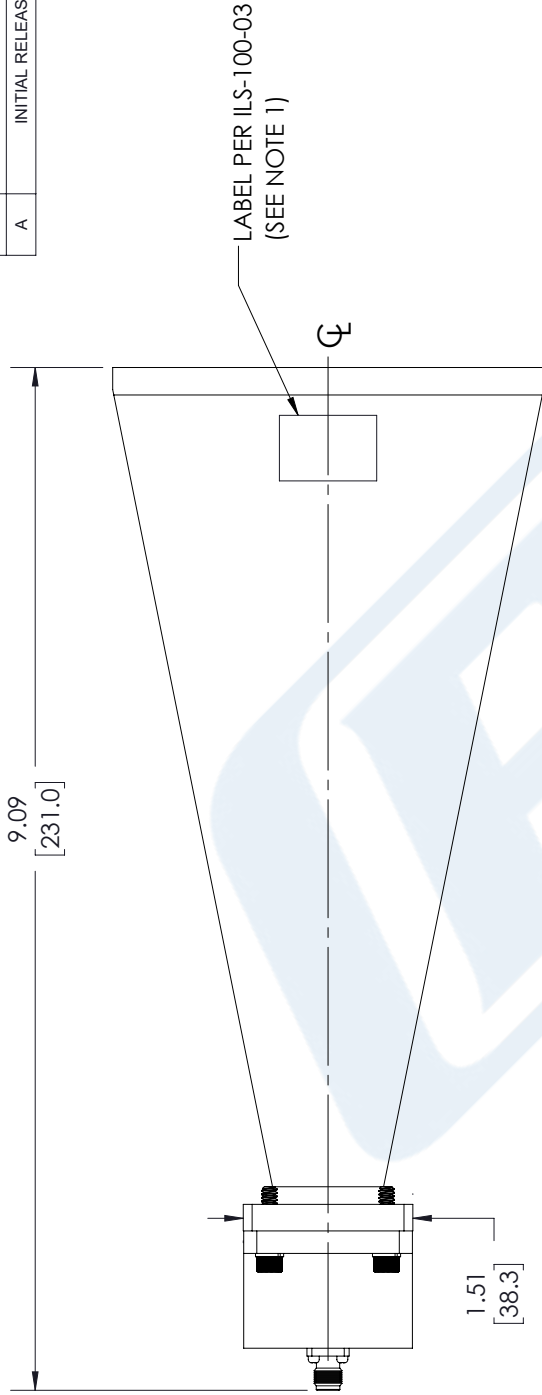
URL: <https://www.pasternack.com/wr-75-waveguide-standard-gain-horn-antenna-20-db-sma-pewan075-20elsf-p.aspx>

The information contained in this document is accurate to the best of our knowledge and representative of the part described herein. It may be necessary to make modifications to the part and/or the documentation of the part, in order to implement improvements. Pasternack reserves the right to make such changes as required. Unless otherwise stated, all specifications are nominal. Pasternack does not make any representation or warranty regarding the suitability of the part described herein for any particular purpose, and Pasternack does not assume any liability arising out of the use of any part or documentation.

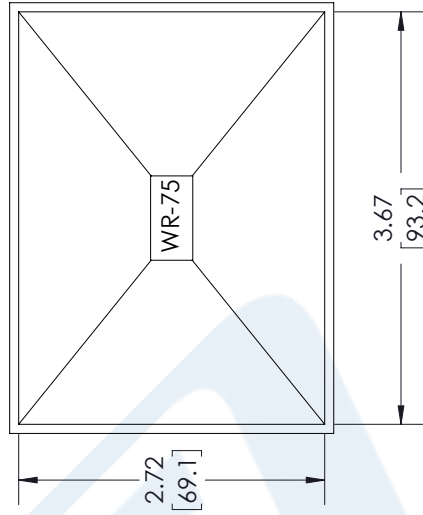
PEWAN075-20ELSF CAD Drawing

WR-75 Standard Gain Horn with 20 dBi gain, End Launch SMA Female connector

REVISIONS			
REV.	DESCRIPTION	DATE	APPROVED
A	INITIAL RELEASE	01/27/2022	KHIETPAS



SMA FEMALE CONNECTOR



UNLESS OTHERWISE SPECIFIED LEADING DIMENSIONS ARE INCHES DIMENSIONS IN [] ARE MILLIMETERS

TOLERANCES:
 .X = ±.2 [5.08] FRACTIONS ± 1/32
 .XX = ±.02 [.51] ±.005 [.13] ANGLES ± 1°
 .XXX = ±.005 [.13] ANGLES ± 1°
 CABLE LENGTH (L) TOLERANCES:
 L ≤ 12 [305] = +1 [25] / -0
 12 [305] < L ≤ 60 [1524] = +2 [51] / -0
 60 [1524] < L ≤ 120 [3048] = +4 [102] / -0
 120 [3048] < L ≤ 300 [7620] = +6 [152] / -0
 300 [7620] < L = +5%L / -0
 ALL DIMENSIONS SHOWN ARE FOR REFERENCE ONLY.



THE INFORMATION AND DESIGN IN THIS DOCUMENT IS THE PROPERTY OF PASTERNAK CORPORATION ALL RIGHTS RESERVED.

SHEET 1 OF 1
 SCALE N/A



Pasternack Enterprises, Inc.
 P. O. Box 16759, Irvine, CA 92623.
 Phone: 1.949.261.1920 | 1.866.727.8376
 Fax: 1.949.261.7451
 Website: www.pasternack.com
 E-mail: sales@pasternack.com

SIZE	CAGE CODE	DRAWN BY	ITEM NO.	REV
A	53919	BPUCHASKI	PEWAN075-20ELSF	A

- NOTES:**
- LABEL PER ILS-100-03 (FOR INTERNAL REFERENCE ONLY)
 LABEL LOCATION FOR REFERENCE ONLY

THESE COMMODITIES, TECHNOLOGY OR SOFTWARE WERE EXPORTED FROM THE UNITED STATES IN ACCORDANCE WITH THE EXPORT ADMINISTRATION REGULATIONS. DIVERSION CONTRARY TO U.S. LAW PROHIBITED.