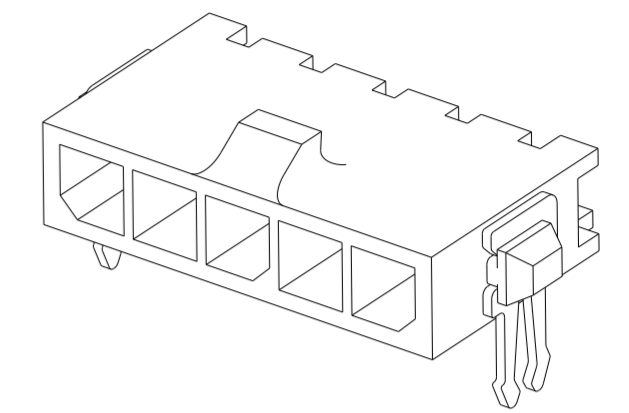
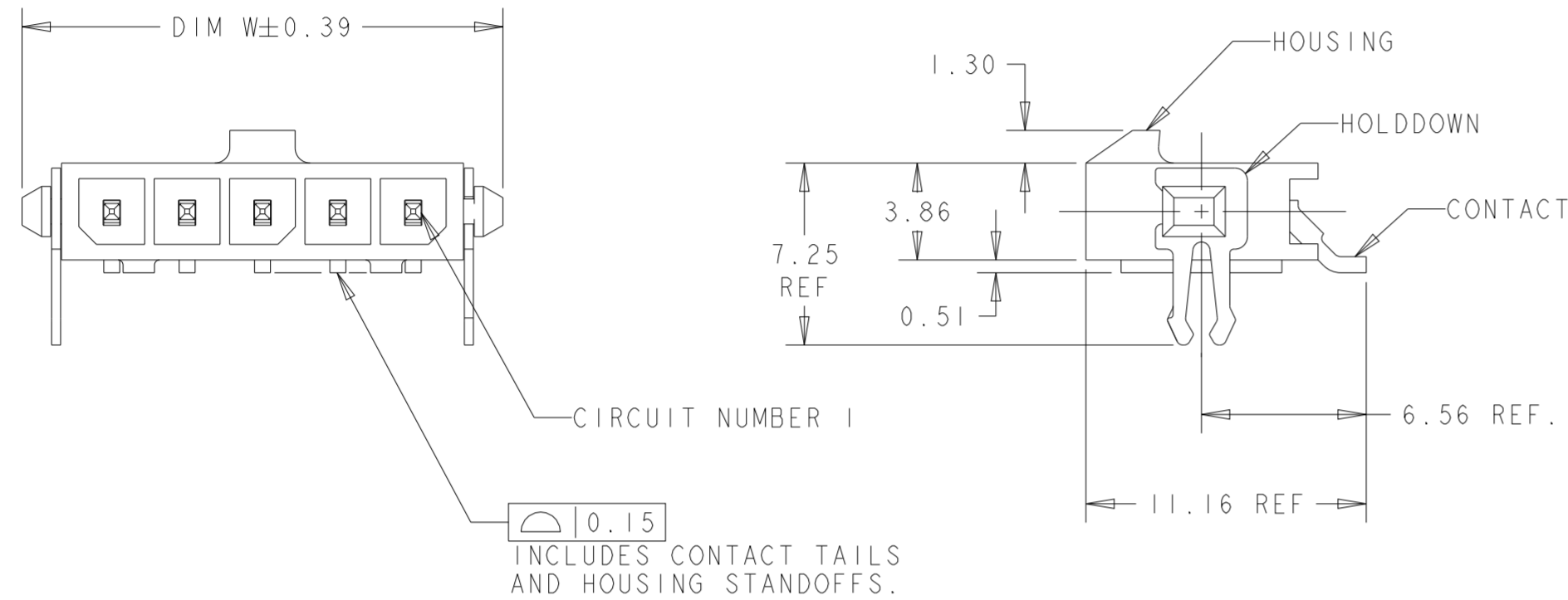
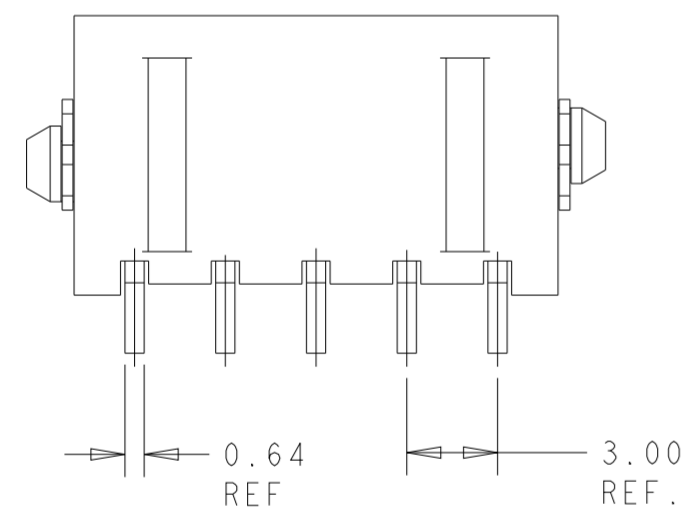


THIS DRAWING IS UNPUBLISHED. RELEASED FOR PUBLICATION  
 © COPYRIGHT copyright.dBTe- ALL RIGHTS RESERVED.

REVISIONS				
P	LTR	DESCRIPTION	DATE	APVD
B1		REVISED PER ECR-16-011494	20JUN2017	NK CX
B2		ECO-19-006934	13MAY2019	AP WS
B3		REVISED PER ECO-20-010933	05AUG2020	WLS VS
B4		REVISED PER ECN-23-198901	17FEB2023	WLS VS



- 1 MATERIAL: HOUSING - UL 94V-0 RATED HIGH TEMP NYLON, COLOR BLACK.  
CONTACTS - BRASS  
HOLDDOWNS - PHOSPHOR BRONZE.
- 2 RECOMMENDED PC BOARD THICKNESS OF 1.57.
- 3 PLATING: CONTACTS - 0.38µm MINIMUM GOLD ON MATING END,  
2.54µm MINIMUM MATTE TIN ON SOLDER TAILS,  
ALL OVER 1.27µm MINIMUM NICKEL.  
HOLDDOWNS - 2.54µm MINIMUM MATTE TIN OVER 1.27µm MINIMUM NICKEL.
- 4 COUNTERPART RECOMMENDED IS PN 1445022 OR 2008571 (DASH ACC. TO NUMBER OF POSITION).
- 5 FOR REELING DIRECTION AND PACKAGING TYPE, SEE SPECIFICATION 114-13000.



33.00	37.43	40.00	12	3-1445090-2
30.00	34.43	37.00	11	3-1445090-1
27.00	31.43	34.00	10	3-1445090-0
24.00	28.43	31.00	9	2-1445090-9
21.00	25.43	28.00	8	2-1445090-8
18.00	22.43	25.00	7	2-1445090-7
15.00	19.43	22.00	6	2-1445090-6
12.00	16.43	19.00	5	2-1445090-5
9.00	13.43	16.00	4	2-1445090-4
6.00	10.43	13.00	3	2-1445090-3
3.00	7.43	10.00	2	2-1445090-2
DIM Z	DIM V	DIM W	NO. OF POSN	PART NUMBER

THIS DRAWING IS A CONTROLLED DOCUMENT. DWN J.ROOT 09OCT2000  
 CHK K.WHITAKER 17-APR-2001  
 APVD C.JONES 17-APR-2001

**STE** TE Connectivity

DIMENSIONS: mm TOLERANCES UNLESS OTHERWISE SPECIFIED:  
 0 PLC ±  
 1 PLC ±  
 2 PLC ±0.13  
 3 PLC ±  
 4 PLC ±  
 ANGLES ±1°  
 FINISH

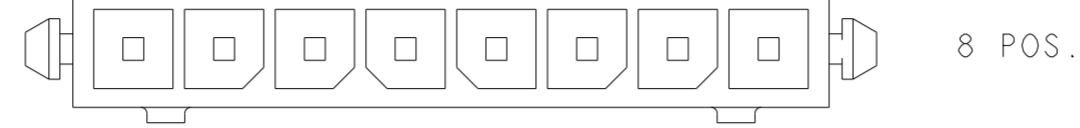
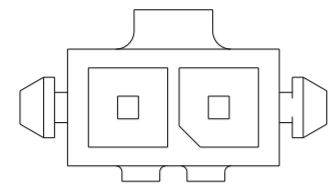
PRODUCT SPEC 108-1836  
 APPLICATION SPEC 114-13000  
 WEIGHT -

NAME RIGHT ANGLE SURF MOUNT HEADER ASSY, 0.38 MIC GOLD CONTACTS, W/THRU HOLE, HOLDDOWNS, SGL ROW, MICRO MATE-N-LOK™  
 SIZE A2 CAGE CODE 00779 DRAWING NO. C-1445090 RESTRICTED TO -  
 CUSTOMER DRAWING SCALE 4:1 SHEET 1 OF 2 REV B4

THIS DRAWING IS UNPUBLISHED. RELEASED FOR PUBLICATION  
 © COPYRIGHT copyright.d8te- ALL RIGHTS RESERVED.

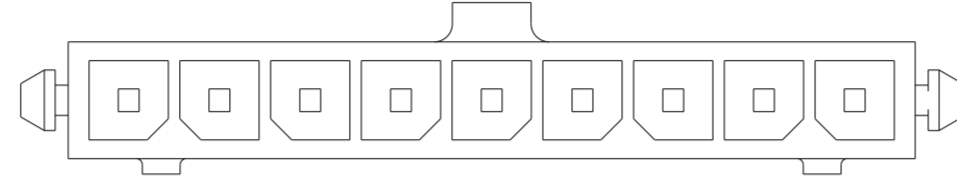
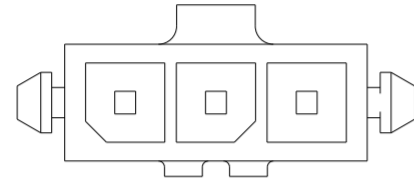
REVISIONS				
P	LTR	DESCRIPTION	DATE	APVD
-	-	SEE SHEET 1	-	-

2 POS.



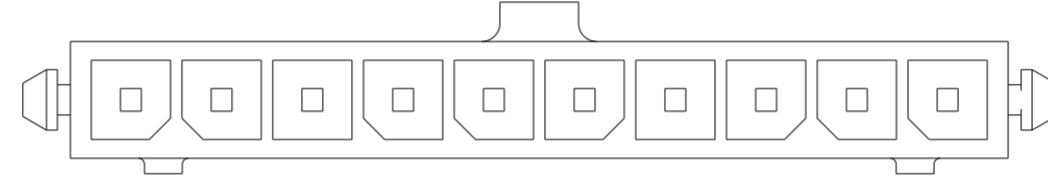
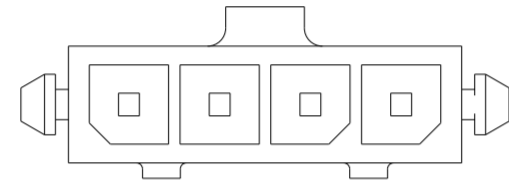
8 POS.

3 POS.



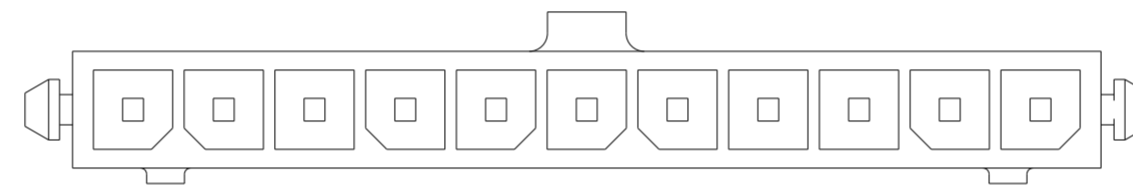
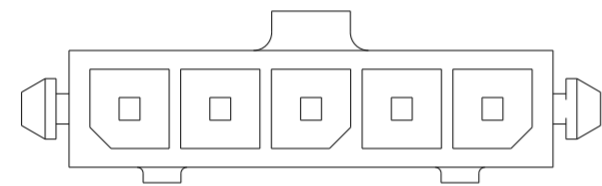
9 POS.

4 POS.



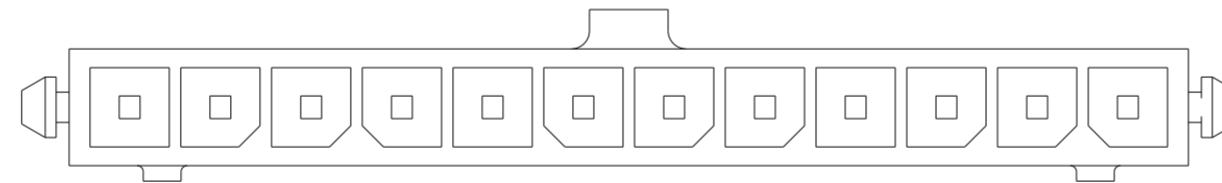
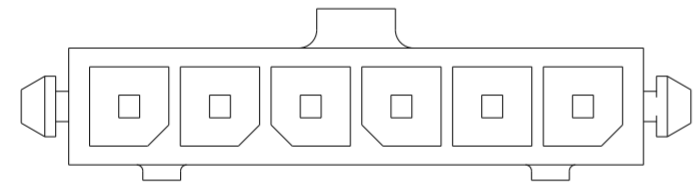
10 POS.

5 POS.



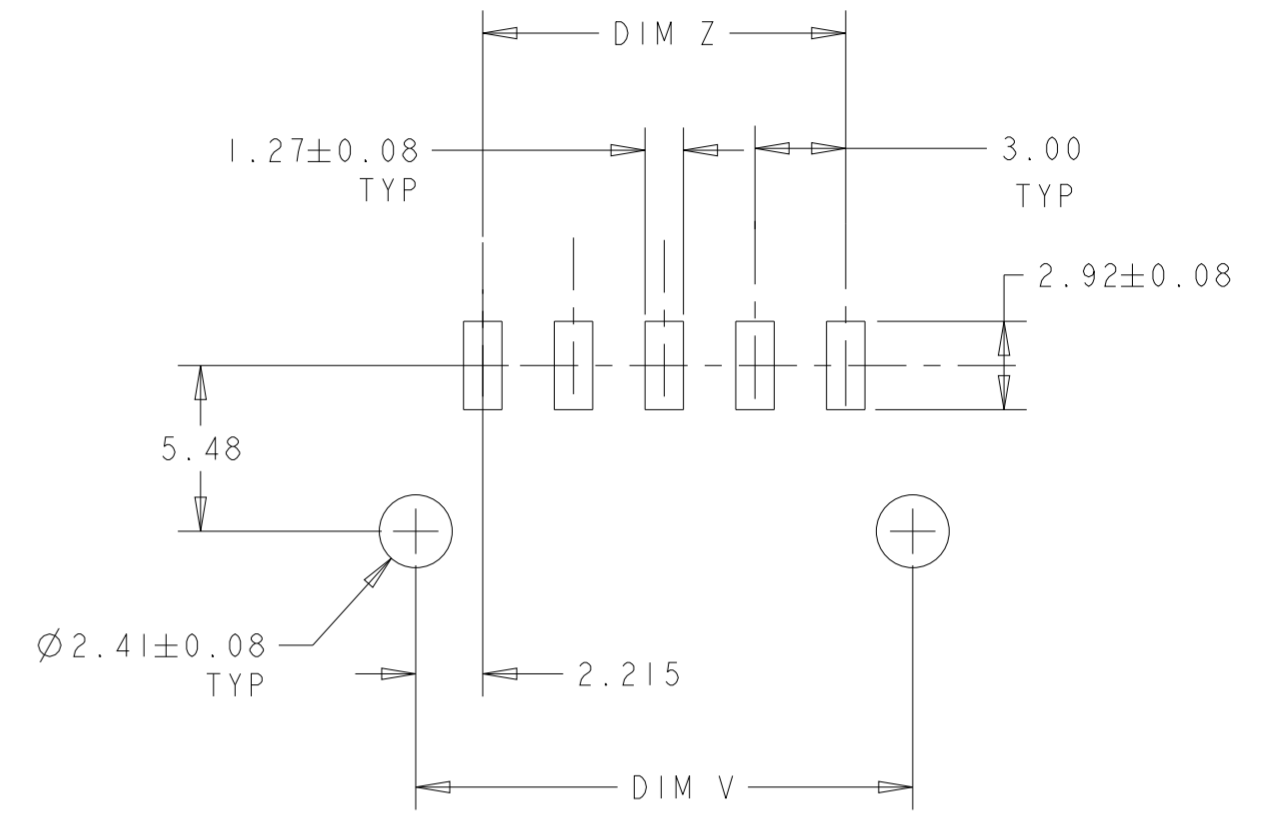
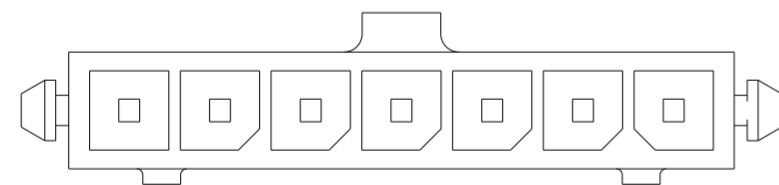
11 POS.

6 POS.



12 POS.

7 POS.



PCB LAYOUT COMPONENT SIDE

KEYING BY POSITION SIZE

THIS DRAWING IS A CONTROLLED DOCUMENT.		DWN J. ROOT 09OCT2000	TE Connectivity		
DIMENSIONS: mm		CHK K. WHITAKER 17-APR-2001			
TOLERANCES UNLESS OTHERWISE SPECIFIED:		APVD C. JONES 17-APR-2001	NAME RIGHT ANGLE SURF MOUNT HEADER ASSY, 0.38 MIC GOLD CONTACTS, W/THRU HOLE HOLDDOWNS, SGL ROW, MICRO MATE-N-LOK		
 0 PLC ± 1 PLC ± 2 PLC ±0.13 3 PLC ± 4 PLC ± ANGLES ±° FINISH		PRODUCT SPEC 108-1836	SIZE A2	CAGE CODE 00779	DRAWING NO C-1445090
MATERIAL -		APPLICATION SPEC 114-13000	RESTRICTED TO -	SCALE 4:1	
		WEIGHT -	SHEET 2 OF 2		REV B4
		CUSTOMER DRAWING			