

# VW3A4554

line/motor choke - 1 mH - 31 A - 3 phases - 90  
W - for variable speed drive



## Main

Range of Product	Altivar
Product or Component Type	Line/motor choke
Product compatibility	<p>Variable speed drive ATV310 7.5 kW - motor choke - 1 per drive</p> <p>ATV31CD11N4 - line choke - 1 per drive</p> <p>Variable speed drive ATV320 15 kW 525...600 V - three phase - motor choke - 1 per drive</p> <p>ATV312HU55M3 - line choke - 1 per drive</p> <p>LXM32.D30N4 - line choke - 1 per drive</p> <p>ATV71HD18Y - line choke - 1 per drive</p> <p>ATV312HD15S6 - motor choke - 1 per drive</p> <p>ATV312HD11S6 - motor choke - 1 per drive</p> <p>ATV312HD15N4 - line choke - 1 per drive</p> <p>ATV61WD11N4C - line choke - 1 per drive</p> <p>ATV61HD15N4 - line choke - 1 per drive</p> <p>ATV71WD15N4 - line choke - 1 per drive</p> <p>Variable speed drive ATV340 7.5 kW 380...480 V - line choke - 1 per drive</p> <p>Variable speed drive ATV930 18.5 kW 500...690 V - three phase - line choke - 1 per drive</p> <p>LXM32MC10N4 - line choke - 1 per drive</p> <p>ATV312HD11N4 - motor choke - 1 per drive</p> <p>Variable speed drive ATV320 5.5 kW 200...240 V - three phase - line choke - 1 per drive</p> <p>Variable speed drive ATV320 7.5 kW 380...500 V - three phase - motor choke - 1 per drive</p> <p>Variable speed drive ATV310 11 kW - line choke - 1 per drive</p> <p>ATV312HU40M3 - line choke - 1 per drive</p> <p>Variable speed drive ATV320 5.5 kW 200...240 V - three phase - motor choke - 1 per drive</p> <p>ATV312HU40M3 - motor choke - 1 per drive</p> <p>ATV61HD22Y - line choke - 1 per drive</p> <p>Variable speed drive ATV340 11 kW 380...480 V - line choke - 1 per drive</p> <p>ATV32HD11N4 - motor choke - 1 per drive</p> <p>Variable speed drive ATV930 600 V - three phase - line choke - 25 hp - 1 per drive</p> <p>LXM32.D18N4 - line choke - 1 per drive</p> <p>Variable speed drive ATV320 15 kW 380...500 V - three phase - line choke - 1 per drive</p> <p>ATV61HU55M3 - line choke - 1 per drive</p> <p>ATV32HD11N4 - line choke - 1 per drive</p> <p>ATV12PU40M3 - motor choke - 1 per drive</p> <p>Variable speed drive ATV340 15 kW 380...480 V - line choke - 1 per drive</p> <p>LXM32.D72N4 - line choke - 1 per drive</p> <p>ATV312HU75N4 - motor choke - 1 per drive</p> <p>Variable speed drive ATV320 11 kW 380...500 V - three phase - line choke - 1 per drive</p> <p>ATV61WD11N4 - line choke - 1 per drive</p> <p>ATV61HD11N4 - line choke - 1 per drive</p> <p>ATV71WD11N4 - line choke - 1 per drive</p> <p>ATV31CU75N4 - motor choke - 1 per drive</p> <p>Variable speed drive ATV630 600 V - three phase - line choke - 30 hp - 1 per drive</p> <p>Variable speed drive ATV320 4 kW 200...240 V - three phase - motor choke - 1 per drive</p> <p>ATV312HU75M3 - line choke - 1 per drive</p> <p>ATV61WD15N4 - line choke - 1 per drive</p> <p>Variable speed drive ATV320 15 kW 525...600 V - three phase - line choke - 1 per drive</p> <p>Variable speed drive ATV630 600 V - three phase - line choke - 25 hp - 1 per drive</p> <p>ATV31CD15N4 - line choke - 1 per drive</p> <p>ATV71PD11N4Z - line choke - 1 per drive</p> <p>ATV312HD11N4 - line choke - 1 per drive</p> <p>Variable speed drive ATV320 11 kW 380...500 V - three phase - motor choke - 1 per drive</p> <p>ATV312HD15S6 - line choke - 1 per drive</p> <p>Variable speed drive ATV320 7.5 kW 200...240 V - three phase - line choke - 1 per drive</p> <p>ATV61HD18Y - line choke - 1 per drive</p> <p>Variable speed drive ATV630 18.5 kW 500...690 V - three phase - line choke - 1 per drive</p> <p>ATV32HD15N4 - line choke - 1 per drive</p> <p>ATV71HU40M3 - line choke - 1 per drive</p> <p>Variable speed drive ATV310 7.5 kW - line choke - 1 per drive</p>

Range Compatibility	Lexium 32 Altivar 312 Solar Easy Altivar 310 Altivar 12 Lexium 62 Altivar 71 Altivar Machine ATV340 Altivar Machine ATV320 Altivar Process ATV900 Altivar 31C Altivar 61 Lexium 52 Altivar 32 Altivar 312 Altivar Process ATV600 Easy Altivar 310L
Device Application	Reduction of current harmonics Reduction of overvoltages at motor terminals
Value of inductance	1 mH
Line Rated Current	31 A
Thermal losses	90 W
Electrical connection	Terminal 16 mm <sup>2</sup> / AWG 4, 10.62...12.39 lbf.in (1.2...1.4 N.m)

### Complementary

Power supply frequency	50...60 Hz
Max current	1.65 x nominal current 60 s)
Maximum voltage drop at rated load	5 %
Electrical Insulation Class	Class F
Minimum clearance distance	0.22 in (5.5 mm) IEC 60664
Leakage distance	0.45 in (11.5 mm) IEC 60664
Net Weight	13.23 lb(US) (6 kg)
Width	6.10 in (155 mm)
Height	6.69 in (170 mm)
Depth	5.31 in (135 mm)

### Environment

Standards	EN 50178 IEC 60076 (with HD398) VDE 0160 level 1
IP Degree of Protection	Choke IP00 Terminals IP10
Environmental characteristic	3B1 IEC 721-3-3 3C2 IEC 721-3-3 3S1 IEC 721-3-3
Pollution degree	2 EN 50178
Vibration resistance	1 gn 13...200 Hz)IEC 60068-2-6 1.5 mm peak to peak 3...13 Hz)IEC 60068-2-6
Shock resistance	15 gn 11 ms IEC 60068-2-27
Relative humidity	0...95 %
Ambient air temperature for operation	113...131 °F (45...55 °C) with current derating of 2 % per °C) 32...113 °F (0...45 °C) without current derating)
Ambient Air Temperature for Storage	-13...158 °F (-25...70 °C)
Operating altitude	<= 3280.84 ft (1000 m) without current derating 3280.84...9842.52 ft (1000...3000 m) with current derating 1 % per 100 m

### Ordering and shipping details

Category	22154 - ATV320/ATV312/ATV32 ACCESSORIES
Discount Schedule	CP4B
GTIN	3389118065932
Nbr. of units in pkg.	1
Package weight(Lbs)	13.32 lb(US) (6.042 kg)

Returnability	No
Country of origin	FR

### Packing Units

Unit Type of Package 1	PCE
Package 1 Height	8.27 in (21 cm)
Package 1 width	10.00 in (25.4 cm)
Package 1 Length	9.69 in (24.6 cm)
Unit Type of Package 2	S06
Number of Units in Package 2	12
Package 2 Weight	188.90 lb(US) (85.684 kg)
Package 2 Height	28.94 in (73.5 cm)
Package 2 width	23.62 in (60 cm)
Package 2 Length	31.50 in (80 cm)

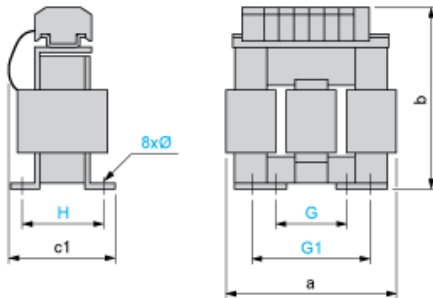
### Offer Sustainability

California proposition 65	WARNING: This product can expose you to chemicals including: Lead and lead compounds, which is known to the State of California to cause cancer and birth defects or other reproductive harm. For more information go to <a href="http://www.P65Warnings.ca.gov">www.P65Warnings.ca.gov</a>
REACH Regulation	<a href="#">REACH Declaration</a>
REACH free of SVHC	Yes
EU RoHS Directive	Pro-active compliance (Product out of EU RoHS legal scope) <a href="#">EU RoHS Declaration</a>
Toxic heavy metal free	Yes
Mercury free	Yes
RoHS exemption information	<a href="#">Yes</a>
China RoHS Regulation	<a href="#">China RoHS Declaration</a>

### Contractual warranty

Warranty	18 months
----------	-----------

Dimensions



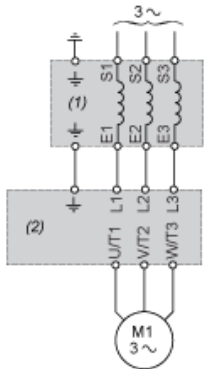
Dimensions in mm

a	b	c1	G	G1	H	Ø
155	170	135	75	107	90	6 x 12

Dimensions in in.

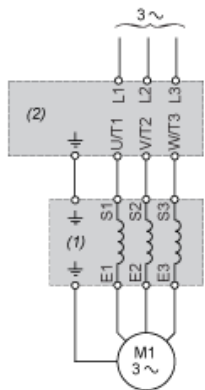
a	b	c1	G	G1	H	Ø
6.10	6.69	5.31	2.95	4.21	3.54	0.24 x 0.47

Recommended Schema - Line Choke



- (1) Line Choke
- (2) Drive

Recommended Schema - Motor Choke



- (1) Motor Choke
- (2) Drive