

Type 3635 Series

Key Features

- Available in 2 different packages
- Isat to 35A
- Irms to 38A
- Iron Core technology
- Low RDC
- Less than 6mm high
- Taped and Reeled

**PRODUCT
PLANNED FOR
EOL**

LTB 18/08/2023



The 3635 series utilises state of the art fine magnet wire construction giving super low resistance and very, very high current ratings. Aligned with Tyco Sigma, reliability, quality and attractive costs makes the 3635 series an attractive product for a wide range of industrial applications where current capability is a key factor.

Electrical Characteristics - 3635A Series

Inductance Code	Inductance L (μH)	Tolerance	Isat (A)	Irms (A)	R.D.C. (mΩ)	
					Max.	Typ.
R70	0.70	±25%	15.0	16.0	4.8	3.7
1R0	1.00	±25%	12.0	13.0	6.0	4.6
1R5	1.50	±25%	10.0	11.0	6.9	5.3
2R0	2.00	±25%	8.0	9.0	10.7	8.2
2R5	2.50	±25%	7.0	8.4	11.8	9.1
3R0	3.00	±25%	6.3	6.6	17.3	13.3
3R9	3.90	±25%	6.0	6.2	19.1	14.7
4R5	4.50	±25%	5.4	5.8	20.8	16.0

Environmental Characteristics - 3635A Series

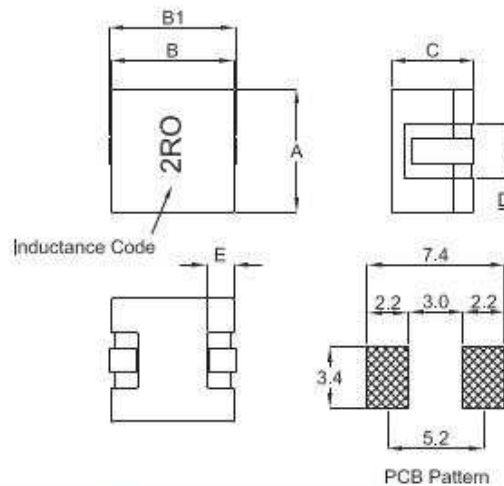
Storage Temp:	-55°C to +125°C
Operating Temp:	-55°C to +105°C (Temp. rise included)

Reliability Test - 3635A Series

Test Item	Specification	Test Condition
Thermal Shock Test: (Temp Cycle)	$\Delta L \leq 20\%$	Room Temp. → -25± 2°C 15 minutes → 30 minutes
		Room Temp. → 85± 2°C 15 minutes → 30 minutes
Humidity Resistance Test:	$\Delta L \leq 20\%$	Total: 50 cycles
		Temperature: 40± 2°C Humidity: 90 ~ 95% Applied Current: Per spec. Time: 500 hours
High Temp. Resistance Test:	$\Delta L \leq 20\%$	Temperature: 85± 2°C Applied Current: Per spec. Time: 500 hours

Type 3635 Series

Dimensions 3635A Series



Series	A	B	B1	C	D	E
3635A	6.6±0.3	6.6±0.3	7.0±0.3	4.5±0.3	3.2 typ.	1.5 typ.

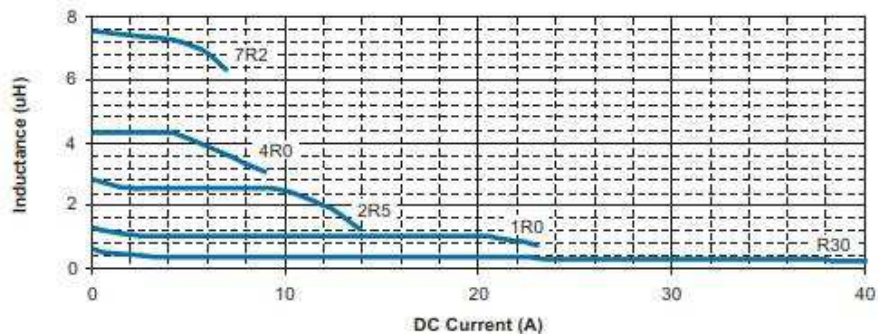
Electrical Characteristics - 3635B Series

Inductance Code	Initial Inductance L0 (μH)	Tolerance	Inductance at Flat Point L1 (μH) ±25	Flat Point Ref. (A)	I _{rms} (A)	I _{sat} (A)	DC Resistance (mΩ)	
							Max.	Typ.
R30	0.54	±25%	0.30	5.00	38.0	35.0	1.8	0.8
R60	0.85	±25%	0.60	5.00	28.0	27.0	2.5	1.5
1R0	1.25	±25%	1.00	5.00	23.0	22.0	3.4	2.8
1R8	2.00	±25%	1.80	2.00	20.0	16.0	3.4	2.5
2R5	2.70	±25%	2.50	2.00	18.0	12.0	3.4	2.5
3R3	3.50	±25%	3.30	2.00	16.0	11.8	5.4	4.3
4R0	4.20	±25%	4.00	2.00	15.0	8.3	5.4	4.3
5R6	5.80	±25%	5.60	2.00	12.0	8.0	11.4	9.2
7R2	7.40	±25%	7.20	2.00	10.0	7.5	13.5	10.5

Environmental Characteristics - 3635B Series

Storage Temp:	-40°C to +125°C
Operating Temp:	-40°C to +105°C
Rated Current:	Base on temp. rise & ΔL/L=20% typ.
Temp. Rise:	40°C max.

Inductance Vs DC Superposition Characteristics - 3635B Series

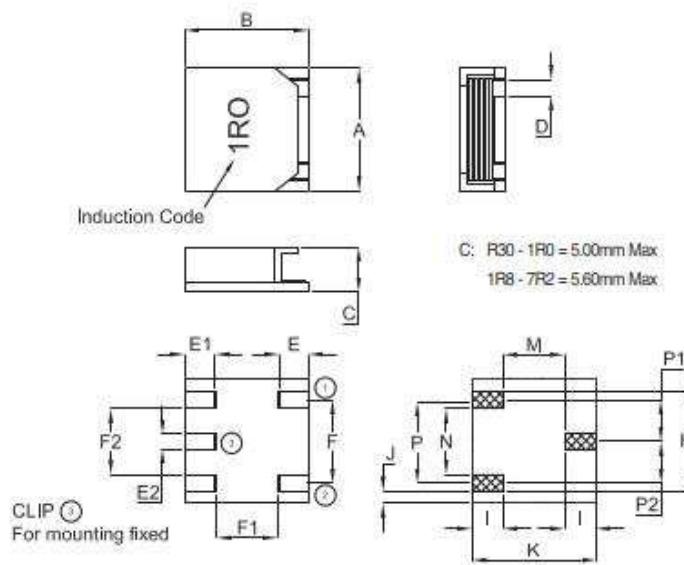


Type 3635 Series

Reliability Test - 3635B Series

Test Item	Specification	Test Condition
Thermal Shock Test: (Temp Cycle)	$\Delta L \leq 20\%$	Room Temp. $\rightarrow -25 \pm 2^\circ\text{C}$ 15 minutes \rightarrow 30 minutes
		Room Temp. $\rightarrow 85 \pm 2^\circ\text{C}$ 15 minutes \rightarrow 30 minutes
		Total: 50 cycles
Humidity Resistance Test:	$\Delta L \leq 20\%$	Temperature: $40 \pm 2^\circ\text{C}$ Humidity: 90 – 95% Applied Current: Per spec. Time: 500 hours
High Temp. Resistance Test:	$\Delta L \leq 20\%$	Temperature: $105 \pm 2^\circ\text{C}$ Applied Current: Per spec. Time: 500 hours

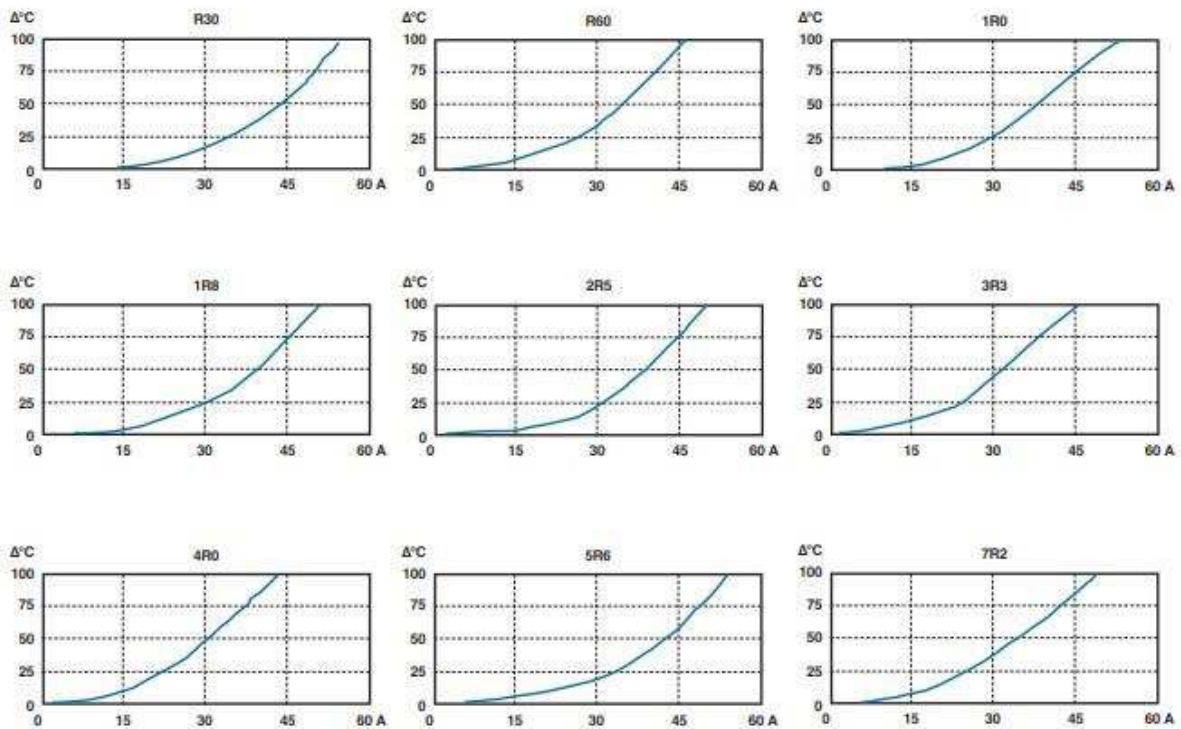
Dimensions 3635B Series



Series	A	B	D	E	E1	E2	F	F1	F2	H	I	J	K	M	N	P	P1	P2
3635B	12.5±30	12.5±30	1.9±20	2.5 nom.	2.0 ref.	2.0 ref.	7.5±0.25	6.4 ref.	5.2 ref.	10.5 ref.	4.15 ref.	3.0 ref.	13.0 ref.	4.7 ref.	4.5 ref.	7.5 ref.	3.75 ref.	3.75 ref.

Type 3635 Series

@ DC Current Vs Temperature Rise - 3635B Series



How to Order

3635	A	R30	P	T
Common Part	Style	Inductance	Tolerance	Package
3635 - Shielded Power Inductor	A - 6.6mm x 6.6mm x 4.5mm High B - 12mm x 12mm x 6mm High	See Relevant Table for Inductance Code	P - 25%	T - Taped and Reeled

While TE has made every reasonable effort to ensure the accuracy of the information in this Data Sheet, TE does not guarantee that it is error-free, nor does TE make any other representation, warranty or guarantee that the information is accurate, correct, reliable or current. TE reserves the right to make any adjustments to the information contained herein at any time without notice. TE expressly disclaims all implied warranties regarding the information contained herein, including, but not limited to, any implied warranties of merchantability or fitness for a particular purpose. The dimensions in this data sheet are for reference purposes only and are subject to change without notice. Specifications are subject to change without notice. Consult TE for the latest dimensions and design specifications.