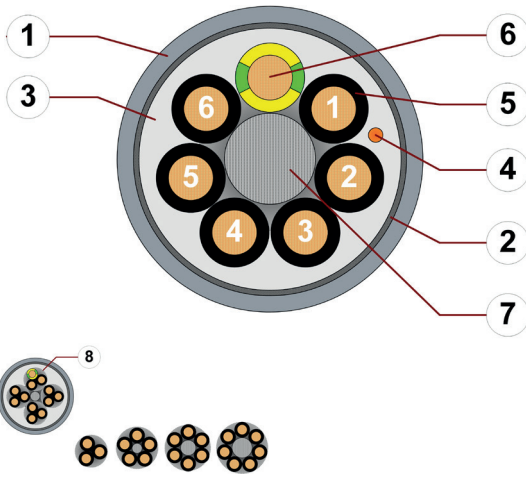


# Data sheet

## chainflex® CF78.UL



Control cable (Class 5.5.3.1) ● For heavy duty applications ● PUR outer jacket ● Shielded ● Oil resistant and coolant-resistant ● Flame retardant ● PVC and halogen-free ● Notch-resistant ● Hydrolysis and microbe-resistant



1. Outer jacket: Pressure extruded PUR mixture
2. Overall shield: Bending-resistant braiding made of tinned copper wires
3. Inner jacket: Pressure extruded, gusset-filling TPE mixture
4. CFRIP: Tear strip for faster cable stripping
5. Core insulation: Mechanically high-quality TPE mixture
6. Conductor: Fine-wire strand consisting of bare copper wires
7. Strain relief: Tensile stress-resistant centre element
8. 12 cores or more: Bundles with optimised pitch length and pitch direction

Example image  
For detailed overview please see design table

### Cable structure

	<b>Conductor</b>	Finely stranded conductor consisting of bare copper wires (following DIN EN 60228).
	<b>Core insulation</b>	Mechanically high-quality TPE mixture.
	<b>Core structure</b>	<b>Number of cores &lt; 12:</b> Cores wound in a layer with short pitch length. <b>Number of cores ≥ 12:</b> Cores wound in bundles which are then wound around a high tensile strength centre element, all with optimised short pitch lengths and directions. Especially low-torsion structure.
	<b>Core identification</b>	Black cores with white numbers, one green-yellow core.
	<b>Inner jacket</b>	TPE mixture adapted to suit the requirements in e-chains®.
	<b>Overall shield</b>	Bending-resistant braiding made of tinned copper wires. Coverage approx. 55 % linear, approx. 80 % optical
	<b>Outer jacket</b>	Low-adhesion, halogen-free, highly abrasion resistant PUR mixture, adapted to suit the requirements in e-chains® (following DIN EN 50363-10-2). Colour: Window-grey (similar to RAL 7040) Printing: black
	<b>CFRIP®</b>	Strip cables faster: a tear strip is moulded into the inner jacket Video ► <a href="http://www.igus.eu/CFRIP">www.igus.eu/CFRIP</a>

„00000 m\*\*\*\* igus chainflex CF78.UL--.① --② -/V③ E310776

cRUus AWM Style 21223 VW-1 AWM I/II A/B 80°C ---V⑤ FT-1 DNV TAE00003X1

EAC CE UKCA RoHS-II conform [www.igus.de](http://www.igus.de) +++ chainflex cable works +++

\* **Length printing:** Not calibrated. Only intended as an orientation aid.  
 ① / ② Cable identification according to Part No. (see technical table).  
 ③ Printing of nominal voltage (see general electrical values).  
 ④ / ⑤ Printing of the UL Style / Voltage (see certifications for details).  
 Example: ... chainflex **CF78.UL.05.04 (4G0.5)C 300 V/500 V ...**



igus 36-month chainflex cable guarantee and service life calculator based on 2 billion test cycles per year



# Data sheet






## chainflex® CF78.UL



Control cable (Class 5.5.3.1) ● For heavy duty applications ● PUR outer jacket ● Shielded ● Oil resistant and coolant-resistant ● Flame retardant ● PVC and halogen-free ● Notch-resistant ● Hydrolysis and microbe-resistant



### Dynamic information

	<b>Bend radius</b>	<b>e-chain® linear</b> <b>flexible</b> <b>fixed</b>	minimum 6.8 x d minimum 5 x d minimum 4 x d
	<b>Temperature</b>	<b>e-chain® linear</b> <b>flexible</b> <b>fixed</b>	-25 °C up to +80 °C -40 °C up to +80 °C (following DIN EN 60811-504) -50 °C up to +80 °C (following DIN EN 50305)
	<b>v max.</b>	<b>unsupported</b> <b>gliding</b>	10 m/s 5 m/s
	<b>a max.</b>		80 m/s <sup>2</sup>
	<b>Travel distance</b>		Unsupported travels and up to 100 m for gliding applications, Class 5



These values are based on specific applications or tests. They do not represent the limit of what is technically feasible.

### Guaranteed service life according to guarantee conditions

Temperature, from/to [°C]	5 million		7.5 million		10 million	
	R min. [factor x d]	R min. [factor x d]	R min. [factor x d]	R min. [factor x d]	R min. [factor x d]	R min. [factor x d]
-25/-15	8.5	10	9.5	11	10.5	12
-15/+70	6.8	7.5	7.5	8.5	8.5	9.5
+70/+80	8.5	10	9.5	11	10.5	12

Minimum guaranteed service life of the cable under the specified conditions. The installation of the cable is recommended within the middle temperature range.

### Electrical information

	<b>Nominal voltage</b>	300/500 V (following DIN VDE 0298-3) <b>Number of cores &lt; 12:</b> <b>Cores &lt; 0.5 mm<sup>2</sup>:</b> 300 V (following UL) <b>Cores ≥ 0.5 mm<sup>2</sup>:</b> 1000 V (following UL) <b>Number of cores ≥ 12:</b> 1000 V (following UL)
	<b>Testing voltage</b>	2000 V (following DIN EN 50395)



igus 36-month chainflex cable guarantee and service life calculator based on 2 billion test cycles per year



Example image

# Data sheet

## chainflex® CF78.UL



Control cable (Class 5.5.3.1) ● For heavy duty applications ● PUR outer jacket ● Shielded ● Oil resistant and coolant-resistant ● Flame retardant ● PVC and halogen-free ● Notch-resistant ● Hydrolysis and microbe-resistant

### Properties and approvals



	<b>UV resistance</b>	Medium
	<b>Oil resistance</b>	Oil-resistant (following DIN EN 50363-10-2), Class 3
	<b>Offshore</b>	MUD-resistant following NEK 606 - status 2009
	<b>Flame retardant</b>	According to IEC 60332-1-2, Cable Flame, VW-1, FT1, FT2 / Horizontal Flame
	<b>Silicone-free</b>	Free from silicone which can affect paint adhesion (following PV 3.10.7 – status 1992)
	<b>Halogen-free</b>	Following DIN EN 60754
	<b>UL verified</b>	Certificate No. B129699: „igus 36-month chainflex cable guarantee and service life calculator based on 2 billion test cycles per year“
	<b>UL/CSA AWM</b>	Details see table UL AWM
	<b>NFPA</b>	Following NFPA 79-2018, chapter 12.9
	<b>DNV-GL</b>	Type approval certificate No. TAE00003X1
	<b>EAC</b>	Certificate No. RU C-DE.ME77.B.00300/19 (TR ZU)
	<b>REACH</b>	In accordance with regulation (EC) No. 1907/2006 (REACH)
	<b>Lead-free</b>	Following 2011/65/EC (RoHS-II/RoHS-III)
	<b>Cleanroom</b>	According to ISO Class 1. The outer jacket material of this series complies with CF77. UL.05.12.D - tested by IPA according to standard DIN EN ISO 14644-1
	<b>CE</b>	Following 2014/35/EU
	<b>UKCA</b>	In accordance with the valid regulations of the United Kingdom (as at 08/2021)



igus 36-month chainflex cable guarantee and service life calculator based on 2 billion test cycles per year



Example image

# Data sheet

## chainflex® CF78.UL



Control cable (Class 5.5.3.1) ● For heavy duty applications ● PUR outer jacket ● Shielded ● Oil resistant and coolant-resistant ● Flame retardant ● PVC and halogen-free ● Notch-resistant ● Hydrolysis and microbe-resistant

### Properties and approvals

UL/CSA AWM Details

Conductor nominal cross section [mm <sup>2</sup> ]	Number of cores	UL style core insulation	UL style outer jacket	UL Voltage Rating [V]	UL Temperature Rating [°C]
0.5	4-9	11323	20940	1000	80
0.5	12-25	11323	21223	1000	80
0.75	3-7	11323	20940	1000	80
0.75	12-36	11323	21223	1000	80
1	3-7	11323	20940	1000	80
1	12-25	11323	21223	1000	80
1.5	3-42	11323	21223	1000	80
2.5	3-12	11323	21223	1000	80
4	4	11323	21223	1000	80

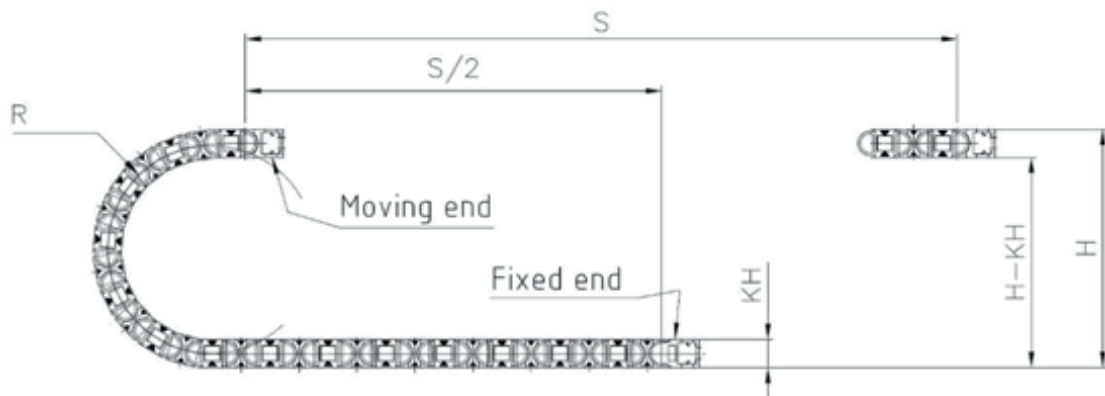


igus 36-month chainflex cable guarantee and service life calculator based on 2 billion test cycles per year



### Typical lab test setup for this cable series

- Test bend radius R approx. 48 - 200 mm
- Test travel S approx. 1 - 15 m
- Test duration minimum 2 - 4 million double strokes
- Test speed approx. 0.5 - 2 m / s
- Test acceleration approx. 0.5 - 1.5 m / s<sup>2</sup>



### Typical application areas

- For heavy duty applications, Class 5
- Unsupported travel distances and up to 100 m for gliding applications, Class 5
- Almost unlimited resistance to oil, Class 3
- No torsion, Class 1
- Indoor and outdoor applications with average sun radiation
- Machining units/machine tools, Storage and retrieval units for high-bay warehouses, Packaging industry, quick handling, refrigerating sector



Example image

# Data sheet

## chainflex® CF78.UL



Control cable (Class 5.5.3.1) ● For heavy duty applications ● PUR outer jacket ● Shielded ● Oil resistant and coolant-resistant ● Flame retardant ● PVC and halogen-free ● Notch-resistant ● Hydrolysis and microbe-resistant

### Technical tables:

#### Mechanical information

Part No.	Number of cores and conductor nominal cross section [mm <sup>2</sup> ]	Outer diameter (d) max. [mm]	Copper index [kg/km]	Weight [kg/km]
CF78.UL.05.04	(4G0.5)C	8.0	38	77
CF78.UL.05.05	(5G0.5)C	8.0	45	91
CF78.UL.05.07	(7G0.5)C	9.5	59	115
CF78.UL.05.09	(9G0.5)C	11.0	77	143
CF78.UL.05.12	(12G0.5)C	12.5	92	202
CF78.UL.05.18	(18G0.5)C	14.5	146	248
CF78.UL.05.25	(25G0.5)C	16.0	168	354
CF78.UL.07.03	(3G0.75)C	8.0	42	79
CF78.UL.07.04	(4G0.75)C	8.5	49	96
CF78.UL.07.05	(5G0.75)C	9.5	61	112
CF78.UL.07.07	(7G0.75)C	10.5	83	151
CF78.UL.07.12	(12G0.75)C	13.5	136	249
CF78.UL.07.18	(18G0.75)C	15.5	194	354
CF78.UL.07.36	(36G0.75)C	22.0	390	702
CF78.UL.10.03	(3G1.0)C	8.5	50	96
CF78.UL.10.04	(4G1.0)C	9.0	62	112
CF78.UL.10.05	(5G1.0)C	9.5	74	129
CF78.UL.10.07	(7G1.0)C	11.0	104	176
CF78.UL.10.12	(12G1.0)C	14.5	166	300
CF78.UL.10.18	(18G1.0)C	17.0	240	407
CF78.UL.10.25	(25G1.0)C	20.0	325	545
CF78.UL.15.03	(3G1.5)C	9.5	68	122
CF78.UL.15.04	(4G1.5)C	10.0	86	145
CF78.UL.15.05	(5G1.5)C	9.5	108	159
CF78.UL.15.07 <sup>17)</sup>	(7G1.5)C	11.5	144	217
CF78.UL.15.12	(12G1.5)C	16.0	233	387
CF78.UL.15.18	(18G1.5)C	19.0	346	541
CF78.UL.15.25	(25G1.5)C	22.5	464	724
CF78.UL.15.36	(36G1.5)C	26.5	663	1095
CF78.UL.15.42 <sup>11)</sup>	(42G1.5)C	29.5	820	1296

**Note:** The given outer diameters are maximum values and may tend toward lower tolerance limits.  
G = with green-yellow earth core x = without earth core



Example image  
igus® chainflex® CF78.UL



igus 36-month chainflex cable guarantee and service life calculator based on 2 billion test cycles per year



# Data sheet

## chainflex® CF78.UL



Control cable (Class 5.5.3.1) ● For heavy duty applications ● PUR outer jacket ● Shielded ● Oil resistant and coolant-resistant ● Flame retardant ● PVC and halogen-free ● Notch-resistant ● Hydrolysis and microbe-resistant

### Technical tables:

#### Mechanical information

Part No.	Number of cores and conductor nominal cross section [mm <sup>2</sup> ]	Outer diameter (d) max. [mm]	Copper index [kg/km]	Weight [kg/km]
CF78.UL.25.03	(3G2.5)C	10.0	106	174
CF78.UL.25.04	(4G2.5)C	11.5	140	203
CF78.UL.25.05	(5G2.5)C	12.0	166	235
CF78.UL.25.07 <sup>17)</sup>	(7G2.5)C	14.5	230	334
CF78.UL.25.12	(12G2.5)C	19.0	382	585
CF78.UL.40.04	(4G4.0)C	13.0	203	328

<sup>1)</sup> Phase-out model

<sup>17)</sup> When using the cables with „7G1.5mm<sup>2</sup>“ and „G2.5mm<sup>2</sup>“ minimum bend radius must be 17.5xd with gliding travel distance ≥ 5m.

#### Electrical information

Conductor nominal cross section [mm <sup>2</sup> ]	Maximum conductor resistance at 20 °C (following DIN EN 50289-1-2) [Ω/km]	Max. current rating at 30 °C [A]
0.5	39	10
0.75	26	14
1	19.5	17
1.5	13.3	21
2.5	8	30
4	4.95	41

The final maximum current rating depends among other things on the ambient conditions, the type of the installation and the number of loaded cores.



Example image  
igus® chainflex® CF78.UL



igus 36-month chainflex cable guarantee and service life calculator based on 2 billion test cycles per year





# Data sheet

## chainflex® CF78.UL



Control cable (Class 5.5.3.1) ● For heavy duty applications ● PUR outer jacket ● Shielded ● Oil resistant and coolant-resistant ● Flame retardant ● PVC and halogen-free ● Notch-resistant ● Hydrolysis and microbe-resistant



### Design table

Part No.	Number of cores	Core design	Part No.	Number of cores	Core design
CF78.UL.XX.03	3		CF78.UL.XX.12	4x3	
CF78.UL.XX.04	4		CF78.UL.XX.18	6x3	
CF78.UL.XX.05	5		CF78.UL.XX.25	5x5	
CF78.UL.XX.07	7		CF78.UL.XX.36	6x6	
CF78.UL.XX.09	9		CF78.UL.XX.42	7x6	



igus 36-month chainflex cable guarantee and service life calculator based on 2 billion test cycles per year

