

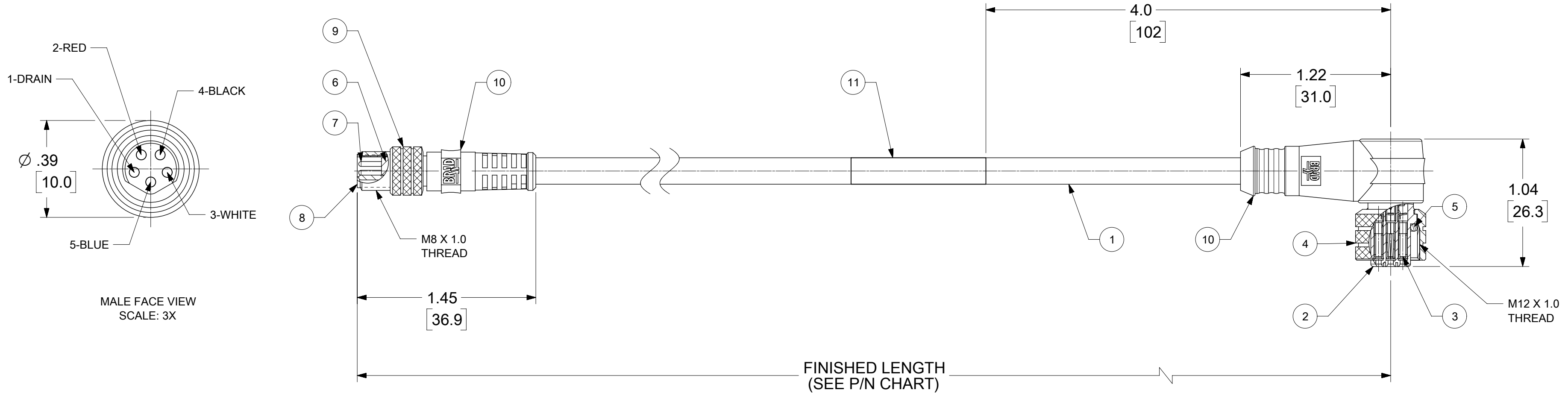
| PART NO. | ENG. NO. | FINISHED LENGTH |
|------------|---------------|-----------------|
| 1300300001 | 845031D12M030 | 9FT 10IN [3.0M] |
| 1300300032 | 845031D12M005 | 1FT 8IN [0.5M] |
| 1300300041 | 845031D12M010 | 3FT 3IN [1.0M] |

845031D12M030

LENGTH
M001 = .1 METERS
M010 = 1.0 METERS
M100 = 10 METERS

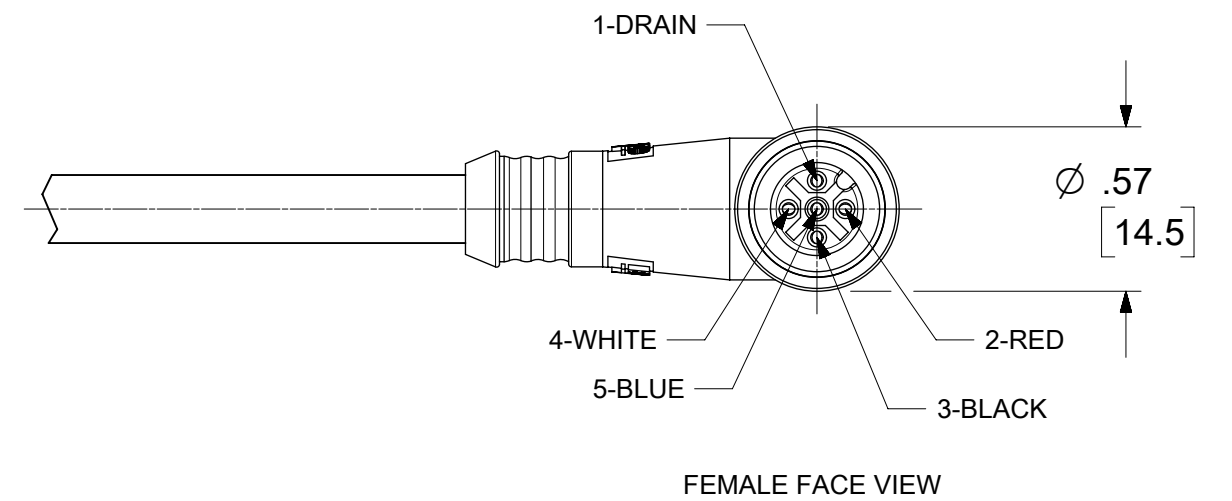
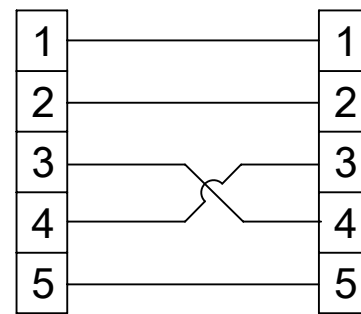
| CABLE LENGTH TOLERANCES | |
|--------------------------|-------------------------|
| >.3M [1FT]: | +19mm-0 [+ .75in-0] |
| .3 - .9M [1 - 3FT]: | +44.5mm-0 [+1.75in-0] |
| .9 - 1.8M [3 - 6FT]: | +55.6mm-0 [+2.19in-0] |
| 1.8 - 3.7M [6 - 12FT]: | +88.9mm-0 [+3.50in-0] |
| 3.7 - 7.3M [12 - 24FT]: | +165.1mm-0 [+6.50in-0] |
| 7.3-14.6M [24 - 48FT]: | +317.5mm-0 [+12.50in-0] |
| 14.6 - 30.5M [48-100FT]: | +622.3mm-0 [+24.50in-0] |
| OVER 30M [100FT] | +2% OF FINISHED LENGTH |

PART NUMBER MATRIX



- NOTES:
1. MATERIAL: AS NOTED
 2. FINISH: AS NOTED
 3. ELECTRICAL:
VOLTAGE; 60VAC, 75VDC
CURRENT: 2A
 4. TEMP RATING: -25°TO +80°C
 5. PROTECTION: IP67 (WHEN MATED)
 6. COUPLING THREAD: AS NOTED
 7. ALL DIMS ARE FOR REFERENCE UNLESS TOLERANCED OR NOTED OTHERWISE

WIRE DIAGRAM



| 11 | WRAP LABEL | VINYL | BLACK/YELLOW |
|------|-------------------------------|----------------|---------------|
| 10 | OVERMOLDS | TPC | GRAY |
| 9 | M8 COUPLING NUT, MALE | BRASS | NICKEL PLATED |
| 8 | SLEEVE | Cu ALLOY | NICKEL PLATED |
| 7 | CONTACT PIN | Cu ALLOY | GOLD PLATES |
| 6 | M8 INSERT, 5P MALE | PUR | BLACK |
| 5 | O-RING | NITRILE | RED |
| 4 | MIC COUPLING NUT, FEMALE, M12 | BRASS | NICKEL PLATED |
| 3 | CONTACT SOCKET | Cu ALLOY | GOLD PLATED |
| 2 | MIC INSERT, 5P | PUR | BLACK |
| 1 | CABLE, DEV-NET, SHLD, 26AWG | PVC INSULATION | GRAY |
| ITEM | DESCRIPTION | MATERIAL | FINISH |

| SYMBOLS | | THIS DRAWING CONTAINS INFORMATION THAT IS PROPRIETARY TO MOLEX ELECTRONIC TECHNOLOGIES, LLC AND SHOULD NOT BE USED WITHOUT WRITTEN PERMISSION | |
|----------------------------|--|---|--------------|
| ▽ = 0 | IN/MM | SCALE | 1.5:1 |
| ▽ = 0 | GENERAL TOLERANCES (UNLESS SPECIFIED) | | |
| ▽ = 0 | 4 PLACES | MM | INCH |
| ▽ = 0 | 3 PLACES | ± | ± |
| ▽ = 0 | 2 PLACES | ± | ± |
| ▽ = 0 | 1 PLACE | ± | ± |
| ▽ = 0 | 0 PLACES | ± | ± |
| ▽ = 0 | ANGULAR TOL | ± 0.5 ° | |
| ▽ = 0 | DRAFT WHERE APPLICABLE MUST REMAIN WITHIN DIMENSIONS | | |
| ▽ = 0 | THIRD ANGLE PROJECTION | | |
| ▽ = 0 | DRAWING SERIES | | |
| ▽ = 0 | C-SIZE 130030 | | |
| CURRENT REV DESC: | | | |
| EC NO: 624731 | | | |
| DRWN: RSTONE 2019/09/18 | | | |
| CHK'D: CCHRSTKA 2019/10/01 | | | |
| APPR: BWOODMAN 2019/10/09 | | | |
| INITIAL REVISION: | | | |
| DRWN: B. RUPERT 2010/01/15 | | | |
| APPR: JF MURPHY 2010/01/29 | | | |
| DOCUMENT NUMBER | | DOC TYPE | DOC PART |
| SD-130030-041 | | PSD | 001 |
| MATERIAL NUMBER | | CUSTOMER | SHEET NUMBER |
| SEE P/N CHART | | GENERAL MARKET | 1 OF 1 |