







holder, 3-way, plastic, 1 NO+1 NC, 1 NO+1 NC, LED module, white, 6-24 V AC/DC, screw terminal

product brand name	SIRIUS ACT
product designation	Holders
product type designation	3SU1
manufacturer's article number	
<ul style="list-style-type: none"> • of supplied contact module • of supplied contact module at position 1 • of supplied contact module at position 2 • of supplied LED module • of the supplied holder 	3SU1400-1AA10-1FA0, 3SU1400-1AA10-1FA0 3SU1400-1AA10-1FA0 3SU1400-1AA10-1FA0 3SU1401-1BG60-1AA0 3SU1500-0AA10-0AA0
Actuator	
design of the actuating element	3-way with module
number of contact modules	2
Holder	
material of the holder	Plastic
Display	
number of LED modules	1
General technical data	
product function positive opening	Yes
product component	
<ul style="list-style-type: none"> • diode • lamp transformer • light source • series resistor 	Yes No Yes No
insulation voltage rated value	320 V
degree of pollution	3
surge voltage resistance rated value	4 kV
protection class IP of the terminal	IP20, clamping screw tightened
shock resistance	
<ul style="list-style-type: none"> • acc. to IEC 60068-2-27 • for railway applications acc. to DIN EN 61373 	Sinusoidal half-wave 50g / 11 ms Category 1, Class B
vibration resistance	
<ul style="list-style-type: none"> • acc. to IEC 60068-2-6 • for railway applications acc. to DIN EN 61373 	10 ... 500 Hz: 5g Category 1, Class B
operating frequency maximum	3 600 1/h
mechanical service life (switching cycles) typical	10
thermal current	10 A
reference code acc. to IEC 81346-2	U

continuous current of the C characteristic MCB	10 A; for a short-circuit current smaller than 400 A	
continuous current of the quick DIAZED fuse link	10 A	
continuous current of the DIAZED fuse link gG	10 A	
<ul style="list-style-type: none"> operating voltage at AC <ul style="list-style-type: none"> at 50 Hz rated value at 60 Hz rated value operating voltage at DC rated value 	6 ... 24 V 6 ... 24 V 6 ... 24 V	
Power Electronics		
contact reliability	One maloperation per 100 million (17 V, 5 mA), one maloperation per 10 million (5 V, 1 mA)	
Control circuit/ Control		
inrush current of LED module maximum	2 A	
Auxiliary circuit		
design of the contact of auxiliary contacts	Silver alloy	
number of NC contacts for auxiliary contacts	2	
number of NO contacts for auxiliary contacts	2	
operational current at AC-15 at 230 V rated value	6 A	
Connections/ Terminals		
type of electrical connection	Screw-type terminal	
<ul style="list-style-type: none"> of modules and accessories 		
type of connectable conductor cross-sections	2x (0.5 ... 0.75 mm ²) 2x (1.0 ... 1.5 mm ²) 2x (0.5 ... 1.5 mm ²) 2x (1.0 ... 1.5 mm ²) 2x (18 ... 14)	
<ul style="list-style-type: none"> solid with core end processing 		
<ul style="list-style-type: none"> solid without core end processing 		
<ul style="list-style-type: none"> finely stranded with core end processing 		
<ul style="list-style-type: none"> finely stranded without core end processing 		
tightening torque of the screws in the bracket	1 ... 1.2 N·m	
<ul style="list-style-type: none"> tightening torque with screw-type terminals 	0.8 ... 0.9 N·m	
Lamp		
type of light source	LED	
color of the light source	white	
light intensity	900 ... 1 400 mcd	
Ambient conditions		
<ul style="list-style-type: none"> ambient temperature during operation ambient temperature during storage 	-25 ... +70 °C -40 ... +80 °C	
environmental category during operation acc. to IEC 60721	3M6, 3S2, 3B2, 3K6 (with relative air humidity of 10 ... 95 %, no condensation in operation permitted)	
Installation/ mounting/ dimensions		
fastening method	front panel mounting	
<ul style="list-style-type: none"> of modules and accessories 	Front plate mounting	
height	40 mm	
width	30 mm	
shape of the installation opening	round	
installation width	30 mm	
installation depth	71.8 mm	
Certificates/ approvals		
General Product Approval	Declaration of Conformity	Test Certificates
		
		Miscellaneous
		Special Test Certificate
Test Certificates	other	

Further information

Information- and Downloadcenter (Catalogs, Brochures,...)

<https://www.siemens.com/ic10>

Industry Mall (Online ordering system)

<https://mall.industry.siemens.com/mall/en/en/Catalog/product?mlfb=3SU1501-1AG60-1LA0>

Cax online generator

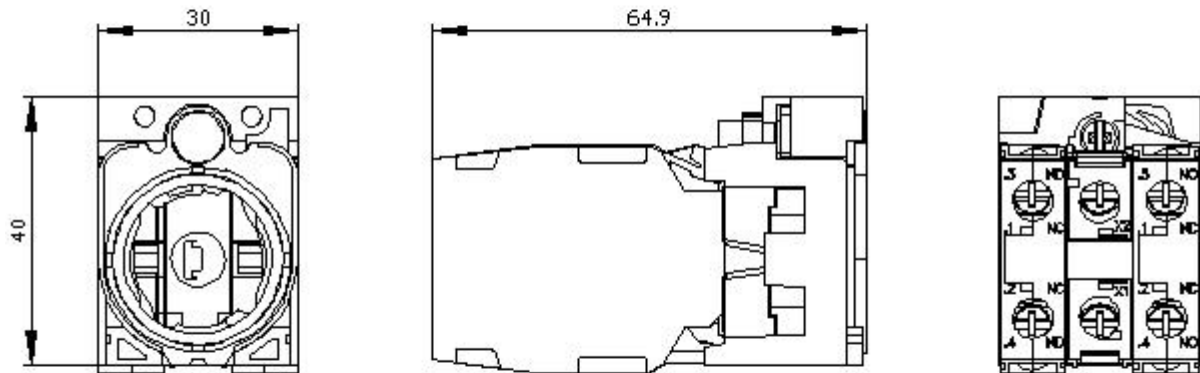
<http://support.automation.siemens.com/WW/CAXorder/default.aspx?lang=en&mlfb=3SU1501-1AG60-1LA0>

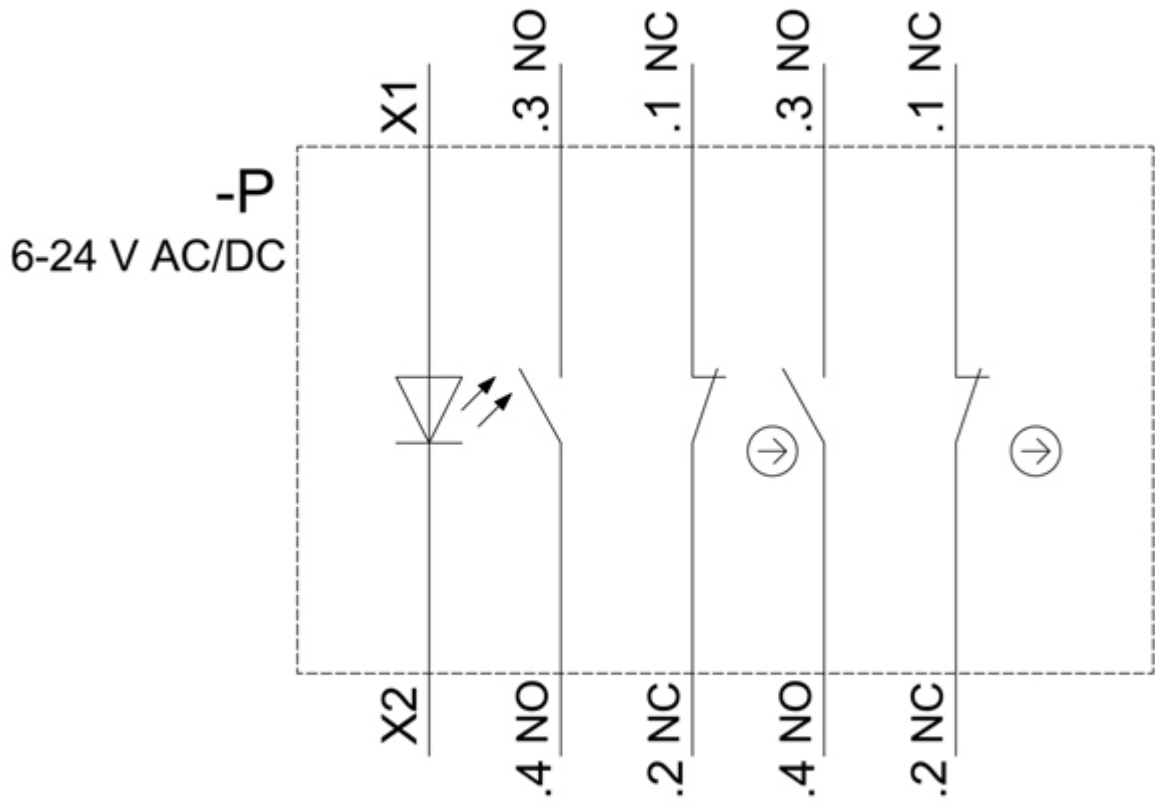
Service&Support (Manuals, Certificates, Characteristics, FAQs,...)

<https://support.industry.siemens.com/cs/ww/en/ps/3SU1501-1AG60-1LA0>

Image database (product images, 2D dimension drawings, 3D models, device circuit diagrams, EPLAN macros, ...)

http://www.automation.siemens.com/bilddb/cax_de.aspx?mlfb=3SU1501-1AG60-1LA0&lang=en





last modified:

12/15/2020 