

OMNIMATE Power - series WGK WGK 4 VP/Z GY BX

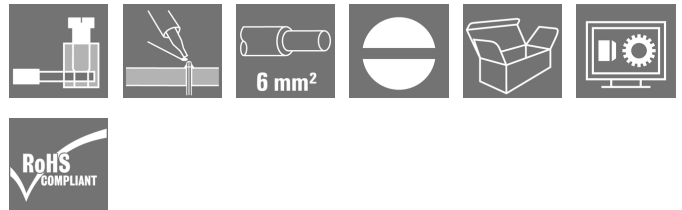
Weidmüller Interface GmbH & Co. KG
Klingenbergstraße 16
D-32758 Detmold
Germany
Fon: +49 5231 14-0
Fax: +49 5231 14-292083
www.weidmueller.com

Product image



Similar to illustration

The V versions of the WGK feed-through terminals with an insulated housing and clamping yoke connections on the external side, and a solder connection on the internal side for use in encapsulated devices (e.g. EMC filters).



General ordering data

Type	WGK 4 VP/Z GY BX
Order No.	1003910000
Version	OMNIMATE Power - series WGK, Feed-through terminal, Rated cross-section: 4 mm ² , Screw connection, Wemid (PA), grey, Direct mounting, Feed-through (bushing)
GTIN (EAN)	4032248703487
Qty.	50 pc(s).
Product data	IEC: 500 V / 32 A / 0.5 - 6 mm ² UL: 300 V / 30 A / AWG 30 - AWG 10
Packaging	Box

**OMNIMATE Power - series WGK
WGK 4 VP/Z GY BX**

Weidmüller Interface GmbH & Co. KG
Klingenbergstraße 16
D-32758 Detmold
Germany
Fon: +49 5231 14-0
Fax: +49 5231 14-292083
www.weidmueller.com

Technical data
Dimensions and weights

Length	20 mm	Length (inches)	0.787 inch
Width	8.1 mm	Width (inches)	0.319 inch
Height	21.5 mm	Height (inches)	0.846 inch
Net weight	5.84 g		

System parameters

Product family	OMNIMATE Power - series WGK	Wire connection method	Screw / solder connection
Conductor outlet direction	180°	Fitted by customer	Yes
Screwdriver blade	0.6 x 3.5	Tightening torque, min.	0.6 Nm
Tightening torque, max.	0.8 Nm	Clamping screw	M 3
Stripping length	8 mm	Touch-safe protection acc. to DIN VDE 0470	IP 20

Material data

Insulating material	Wemid (PA)	Colour	grey
Colour chart (similar)	RAL 7035	UL 94 flammability rating	V-0
Contact material	E-Cu	Contact surface	tinned
Storage temperature, min.	-25 °C	Storage temperature, max.	55 °C
Max. relative humidity during storage	80 %	Operating temperature, min.	-50 °C
Operating temperature, max.	120 °C	Temperature range, installation, min.	-25 °C
Temperature range, installation, max.	120 °C		

Conductors suitable for connection

Clamping range, min.	0.5 mm ²
Clamping range, max.	6 mm ²
Wire connection cross section AWG, min.	AWG 30
Wire connection cross section AWG, max.	AWG 10
Solid, min. H05(07) V-U	0.5 mm ²
Solid, max. H05(07) V-U	6 mm ²
Flexible, min. H05(07) V-K	0.5 mm ²
Flexible, max. H05(07) V-K	4 mm ²
w. wire end ferrule, DIN 46228 pt 1, min	0.5 mm ²
w. wire end ferrule, DIN 46228 pt 1, max.	4 mm ²

Clampable conductor	Cross-section for conductor connection	Type	fine-wired
		nominal	1.5 mm ²
	AEH	Stripping length	nominal 7 mm
		Cross-section for conductor connection	Type
AEH	Cross-section for conductor connection	nominal	2.5 mm ²
		Stripping length	nominal 7 mm

Max. clamping range 6 mm²

Rated data acc. to IEC

tested acc. to standard	IEC 60664-1, IEC 61984	Rated current, min. no. of poles (Tu=20°C)	32 A
Rated current, max. no. of poles (Tu=20°C)	32 A	Rated voltage for surge voltage class / pollution degree III/3	500 V
Rated impulse voltage for surge voltage class/ contamination degree III/3	6 kV		

Creation date June 12, 2019 8:55:36 PM CEST


Data sheet

**OMNIMATE Power - series WGK
WGK 4 VP/Z GY BX**


Weidmüller Interface GmbH & Co. KG
Klingenbergstraße 16
D-32758 Detmold
Germany
Fon: +49 5231 14-0
Fax: +49 5231 14-292083
www.weidmueller.com

Technical data

Rated data acc. to CSA

Institute (CSA)				Certificate No. (CSA)	
				200039-1830694	
Rated voltage (Use group B / CSA)	300 V	Rated voltage (Use group C / CSA)	300 V	Rated current (Use group B / CSA)	30 A
Rated voltage (Use group D / CSA)	300 V	Rated current (Use group D / CSA)	10 A	Wire cross-section, AWG, min.	AWG 30
Rated current (Use group C / CSA)	30 A	Wire cross-section, AWG, max.	AWG 10	Reference to approval values	Specifications are maximum values, details - see approval certificate.

Rated data acc. to UL 1059

Institute (cURus)				Certificate No. (cURus)	
				E60693	
Rated voltage (Use group B / UL 1059)	300 V	Rated voltage (Use group C / UL 1059)	300 V	Rated current (Use group B / UL 1059)	30 A
Rated voltage (Use group D / UL 1059)	300 V	Rated current (Use group D / UL 1059)	10 A	Wire cross-section, AWG, min.	AWG 30
Rated current (Use group C / UL 1059)	30 A	Wire cross-section, AWG, max.	AWG 10	Reference to approval values	Specifications are maximum values, details - see approval certificate.

Packing

Packaging	Box	VPE length	85 mm
VPE width	115 mm	VPE height	150 mm

Classifications

ETIM 3.0	EC001283	ETIM 4.0	EC001283
ETIM 5.0	EC001283	ETIM 6.0	EC001283
UNSPSC	30-21-18-01	eClass 6.2	27-14-11-34
eClass 7.1	27-14-11-34	eClass 8.1	27-14-11-34
eClass 9.0	27-14-11-34	eClass 9.1	27-14-11-34

Data sheet

**OMNIMATE Power - series WGK
WGK 4 VP/Z GY BX**

Weidmüller Interface GmbH & Co. KG
Klingenbergstraße 16
D-32758 Detmold
Germany
Fon: +49 5231 14-0
Fax: +49 5231 14-292083
www.weidmueller.com

Technical data

Notes

Notes

- Clearance and creepage distances to other components must be devised in accordance with the relevant application standard. This can be achieved in the device by full encapsulation or by the use of additional spacer plates.
- Rated data refer only to the component itself. Clearance and creepage distances to other components are to be designed in accordance with the relevant application standards.
- Colours: SW = black; GN/YL = green/yellow; GY = grey
- Additional colours on request
- WGK: Rated voltage plastic walls: 1 - 4 mm = 500 V; metal walls: 1 - 2.5 mm = 400 V; metal walls: 2.5 - 4 mm = 250 V
- WGKV: Rated voltage plastic walls: 1 - 4 mm = 400 V; metal walls: 1 - 2.5 mm = 400 V; metal walls: 2.5 - 4 mm = 250 V
- VWGK: Rated voltage plastic walls: 1 - 4 mm = 500 V; metal walls: 1 - 4 mm = 500 V

Approvals

Approvals



ROHS

Conform

Downloads

Approval/Certificate/Document of Conformity

[Declaration of the Manufacturer](#)

Brochure/Catalogue

- [FL DRIVES EN](#)
- [MB DEVICE MANUF. EN](#)
- [FL DRIVES DE](#)
- [CAT 2 PORTFOLIOGUIDE EN](#)
- [FL_BASE_STATION_EN](#)
- [FL ELEVATOR EN](#)
- [FL POWER SUPPLY EN](#)
- [FL 72H SAMPLE SER EN](#)
- [PO OMNIMATE EN](#)

Engineering Data

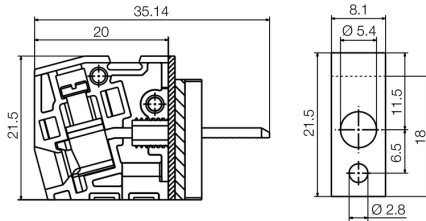
[EPLAN, WSCAD](#)

**OMNIMATE Power - series WGK
WGK 4 VP/Z GY BX**

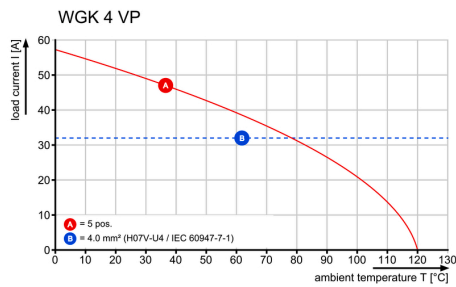
Weidmüller Interface GmbH & Co. KG
Klingenbergstraße 16
D-32758 Detmold
Germany
Fon: +49 5231 14-0
Fax: +49 5231 14-292083
www.weidmueller.com

Drawings

Dimensional drawing

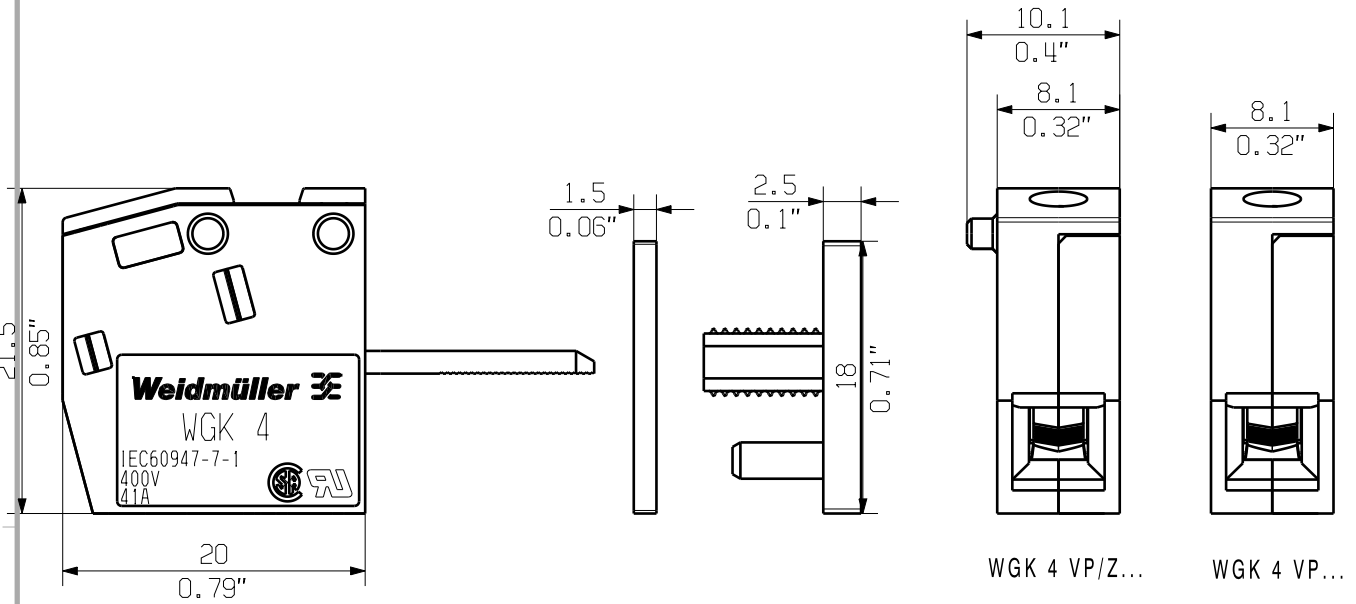


Graph



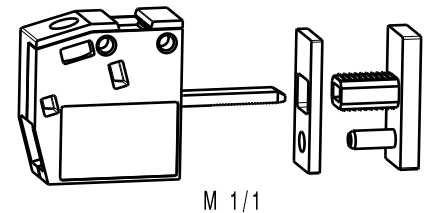
The reproduction, distribution and utilization of this document as well as the communication of its contents to others without explicit authorization is prohibited. Offenders will be held liable for the payment of damages. Weidmueller exclusively reserves the right to file for patents, utility models or designs.

© Weidmueller Interface GmbH & Co. KG



KUNDENZEICHNUNG
CUSTOMER DRAWING

rated data
rated cross-section 4 mm²
rated current 41A
rated voltage 400V



GENERAL TOLERANCE: DIN ISO 2768-m		91733/5 21.03.17 MA_J 00		Cat.no.: .	
	Max. nos.	Modification		Weidmüller	
		Date	Name	Drawing no. 4 43933 (02) Issue no.	
Scale: 2/1		Drawn	19.02.2008	ZHOU_B	Sheet 00 of 01 sheets
Supersedes: .		Responsible		MA_J	
		Checked	22.03.2017	ZHOU_N	
		Approved		XU_S	
				WGK 4 VP... DURCHGANGS-REIHENKLEMME PANEL FEED-THROUGH TERMINAL	
				Product file: WGK 4... 5250	