

High Current Low Profile Surface Mount Inductors

Model HM65

Features and Benefits

- Operating Temperature Range -40°C to +130°C
- Operating Frequency Up to 3MHz
- RoHS Compliant

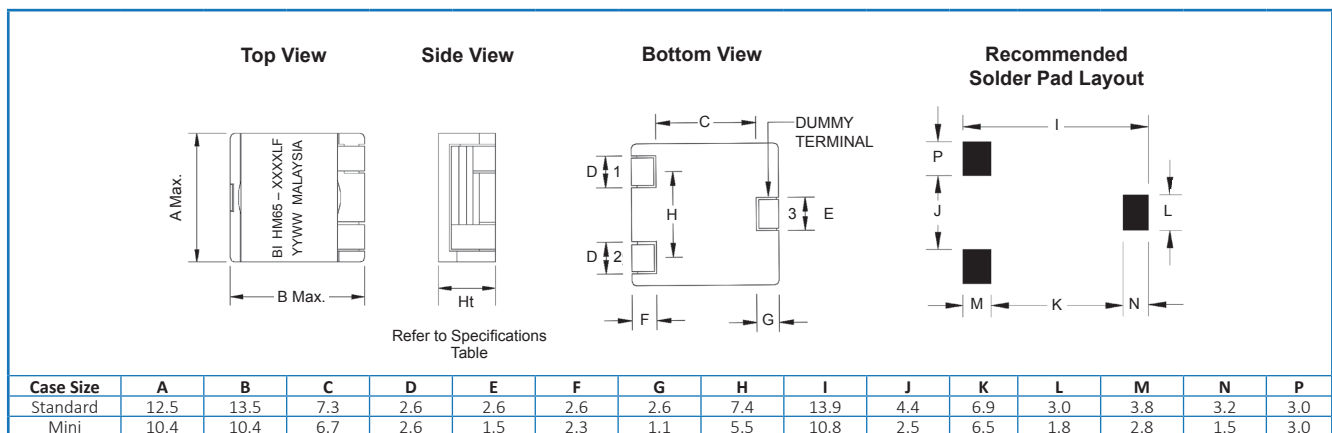


Specifications / Packaging

Part Number	Inductance ⁽¹⁾ Nominal µH ± 20%	Rated DC Current ⁽²⁾ (Amps)		Heating Current ⁽³⁾ (Amps)	DC Resistance ⁽⁴⁾ (Amps)		Case Size	Ht Height mm Max.	13" reel Qty (Units)
		25°C	130°C		mΩ Typ.	mΩ Max.			
HM65-H1R0LF	1.0	20.0	13.5	19.9	1.7	2.5	Standard	5.6	400
HM65-H1R8LF	1.8	15.3	11.5	15.2	2.9	3.4	Standard	5.6	400
HM65-H2R8LF	2.8	12.3	10.5	12.1	4.6	5.4	Standard	5.6	400
HM65-H3R9LF	3.9	10.5	8.3	11.4	5.2	8.0	Standard	5.6	400
HM65-H4R0LF	4.0	10.3	8.0	11.4	5.2	8.0	Standard	5.6	400
HM65-H5R6LF	5.6	8.8	7.5	8.1	10.2	11.4	Standard	5.6	400
HM65-H6R0LF	6.0	8.0	6.5	8.1	10.2	11.4	Standard	5.6	400
HM65-H7R2LF	7.2	7.8	6.0	7.8	11.4	13.5	Standard	6.0	400
HM65-1R5LF	1.5	14.0	10.5	17.1	1.7	2.5	Standard	5.6	400
HM65-2R5LF	2.5	10.0	8.0	15.2	2.9	3.4	Standard	5.6	400
HM65-6R0LF	6.0	6.7	4.5	11.5	5.1	8.0	Standard	5.6	400
HM65-8R2LF	8.2	5.8	4.5	8.1	10.2	11.4	Standard	5.6	400
HM65-100LF	10.0	5.0	4.0	7.8	11.3	13.5	Standard	5.6	400
HM65-P1R0LF	1.0	20.0	20.0	19.9	1.7	2.5	Standard	6.0	400
HM65-P1R2LF	1.2	18.0	18.0	19.9	1.7	2.5	Standard	6.0	400
HM65-P1R8LF	1.8	16.0	16.0	15.2	2.9	3.4	Standard	6.0	400
HM65-P2R5LF	2.5	10.0	10.0	15.2	2.9	3.4	Standard	6.0	400
HM65-M0R5LF	0.5	29.0	24.0	16.3	1.8	3.0	Mini	5.6	500
HM65-M0R8LF	0.8	20.0	16.0	16.3	1.8	3.0	Mini	5.6	500
HM65-M2R5LF	2.5	12.0	10.0	9.3	5.5	6.8	Mini	5.6	500

Notes: (1) Inductance is measured at 100kHz, 0.1V without DC current.
 (2) Rated DC current is the approximate current at which inductance will be decreased by 25% from its initial (zero DC) value.
 (3) Heating current is the DC current which causes the inductor temperature to increase by approximately 40°C.
 (4) DC resistance is measured at 25°C.

Outline Dimensions (mm)

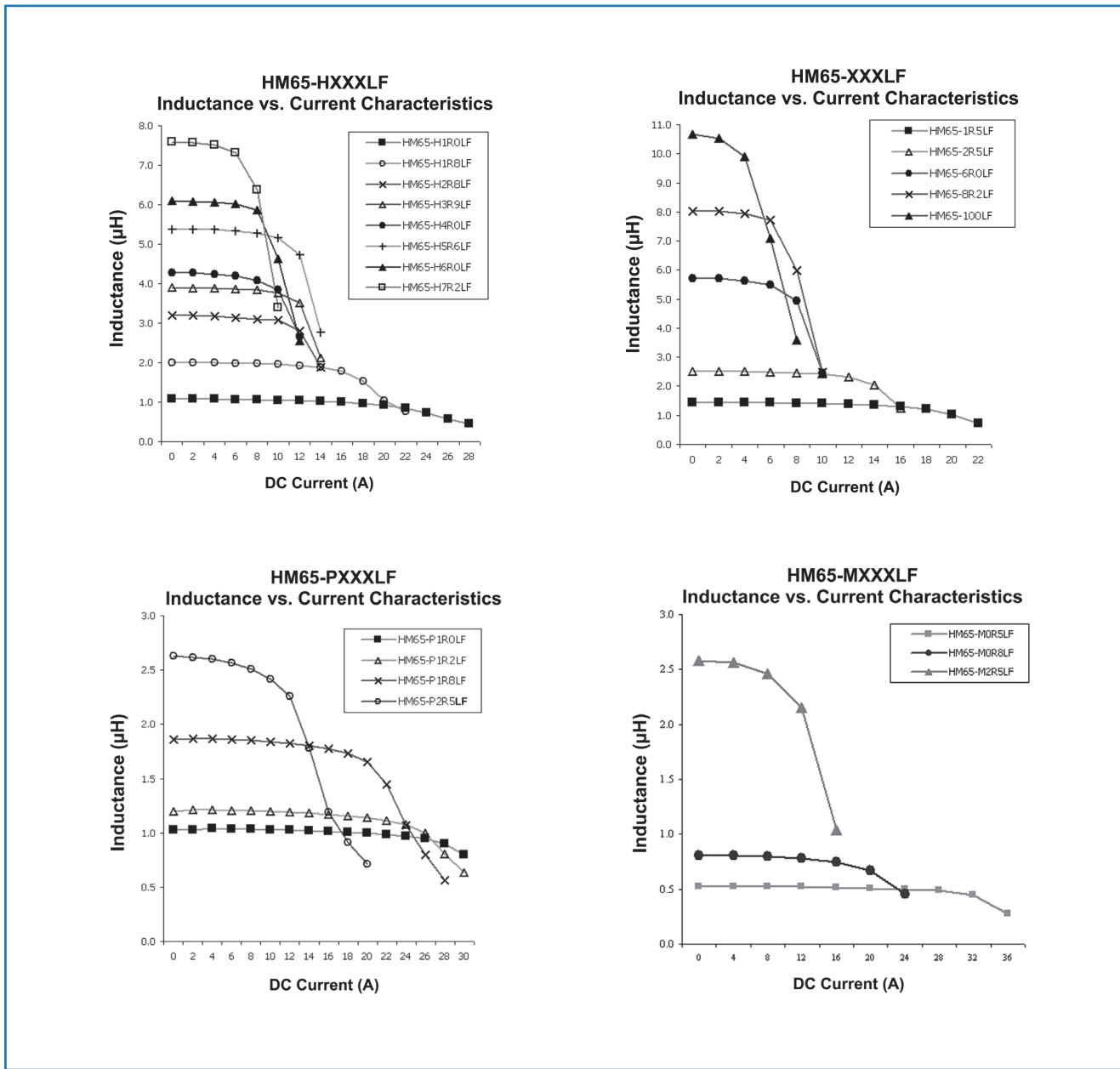


General Note

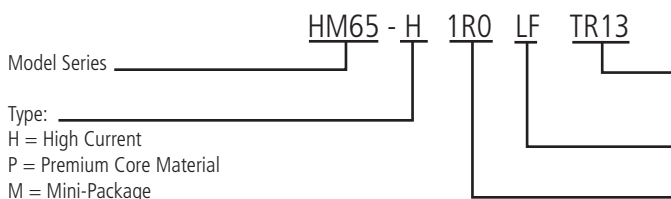
TT Electronics reserves the right to make changes in product specification without notice or liability.
 All information is subject to TT Electronics' own data and is considered accurate at time of going to print.

Model HM65

Electrical Characteristic @ 25°C



Ordering Information



TR - Tape & Reel Packing
13 - 13" reel

Lead-Free

Inductance Code:
First 2 digits are significant. Last digit denotes the number of trailing zeros. For values below 10µH, "R" denotes the decimal point

General Note

TT Electronics reserves the right to make changes in product specification without notice or liability.
All information is subject to TT Electronics' own data and is considered accurate at time of going to print.