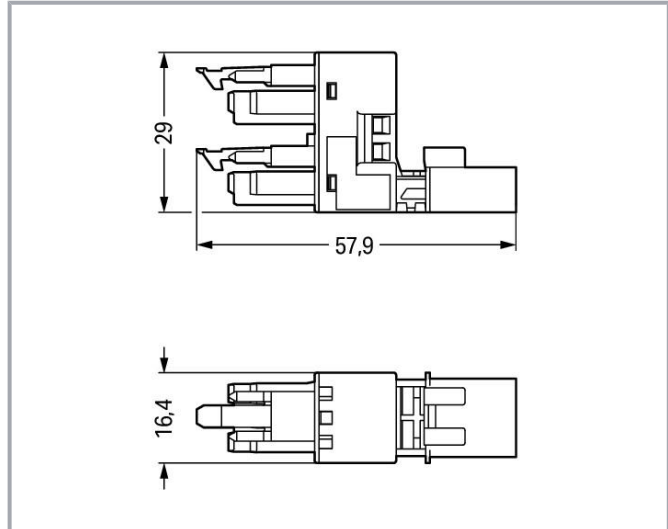



Data sheet | Item number: 890-684

h-distribution connector; 3-pole; Cod. A; 1 input; 2 outputs; outputs on one side; 2 locking levers; white

www.wago.com/890-684



Subject to changes. Please also observe the further product documentation!

WAGO Kontakttechnik GmbH & Co. KG
Hansastr. 27
32423 Minden
Phone: +49571 887-0 | Fax: +49571 887-169
Email: info.de@wago.com | Web: www.wago.com

Do you have any questions about our products?
We are always happy to take your call at +49 (571) 887-44222.



Item description

Distribution connector *WINSTA*® MINI 3-pole

For signal and power transmission: The *WINSTA*® MINI distribution connector 3-pole. WAGO pluggable installation connectors are used when requirements repeat or are distributed on a defined grid, for example for installing grid lighting or flush-mount lighting.

For greater security in electrical installations, the pluggable installation connector is equipped with mechanical protection against mismatching. Standard mains applications for almost any domain of use can be realised with *WINSTA*® MINI pluggable installation connectors with A coding. *WINSTA*® MINI follows the trend towards miniaturisation. Our smallest pluggable connection system is especially suitable for lights, for example, since as a result of LED technology; due to complex systems, these offer much less space for the connection technology.

Push-in *CAGE CLAMP*® spring pressure connection technology – pluggable installation instead of laborious screw connections!

The *WINSTA*® Pluggable Connection System allows pluggable electrical installation. This significantly reduces the need for servicing and lowers costs. Choose durability and quality – the *WINSTA*® MINI pluggable installation connector with protection against mismatching from WAGO makes the installation of electrical components visibly easier.

- pluggable installation connectors with protection against mismatching
- consistent IP40 protection
- suitable for any application
- custom-engineered solutions
- convenient installation and commissioning

Data

Electrical data

Note on contact resistance	approx. 1 mΩ of contact resistance approx. 0.25 mΩ contact transition plug/socket
Ratings per	IEC/EN 60664-1
Nominal voltage (III/3)	250 V
Rated surge voltage (III/3)	4 kV
Rated current	16 A
Legend (ratings)	(III / 3) ≙ Overvoltage category III / Pollution degree 3
Hinweis für den amerikanischen Markt	Application note for the U.S. market (USR): Some versions may also

Subject to changes. Please also observe the further product documentation!

WAGO Kontakttechnik GmbH & Co. KG
 Hansastr. 27
 32423 Minden
 Phone: +49571 887-0 | Fax: +49571 887-169
 Email: info.de@wago.com | Web: www.wago.com

Do you have any questions about our products?
 We are always happy to take your call at +49 (571) 887-44222.



be used for current interruption in accordance with the UL certificate in select applications with currents below 5 A and voltages up to 600 V. For further information, please contact your local sales office.

Rated voltage UL 1977	600 V
Rated current UL 1977	14 A

Connection data

Total number of potentials	3
Ground function	preceding ground contact
Pole No.	3

Physical data

Pin spacing	4.4 mm / 0.173 inch
Width	16.4 mm / 0.646 inch
Height	29 mm / 1.142 inch
Depth	57.85 mm / 2.278 inch

Mechanical data

Application	General mains applications
Coding	A
Marking	L \perp N
Potentialkennzeichnung	L \perp N
Mating force of a plug-in connection	approx. 20 ... 70 N (depending on pole number)
Retention force of a plug-in connection	When locked: > 80 N
Unmating force of a plug-in connection	Unlocked: approx. 20 ... 70 N (depending on pole number)
Number of mating cycles	200, without resistive load
Distributor type	h-distribution connector (unidirectional)
Protection class	IP20; IP40 when mated

Plug-in connection

Contact type (pluggable connector)	Socket/plug
Mismating protection	Yes
Note on mismating protection	All WINSTA [®] components are 100% protected against mismating when: a.) plugging different numbers of poles b.) plugging while rotated 180

Subject to changes. Please also observe the further product documentation!

	c.) plugging while laterally staggered d.) plugging one pole
Locking lever	yes
Locking of plug-in connection	locking lever
Hinweis zur Verriegelung	All connectors for mounted installations (snap-in versions for lighting fixtures or devices, all types of PCB and distribution connectors) are factory-equipped with locking levers to ensure plugs and sockets are securely locked. Additional locking levers are only required for flying leads (plug/socket).

Material data

Color	white
Insulation material	Polyamide (PA66)
Contact material	Copper or copper alloy (surface-treated)
Fire load	0.237 MJ
Weight	13.4 g

Environmental requirements


Processing temperature	-5 ... +40 °C
Continuous operating temperature	-35 ... +85 °C
Note on continuous operating temperature	Insulating parts for temperatures ≤ 105 °C

Commercial data

Product Group	20 (WINSTA)
PU (SPU)	50 Stück
Packaging type	box
Country of origin	DE
GTIN	4045454404451
Customs tariff number	85366990990

Approvals / Certificates

Country specific Approvals

Logo	Approval	Additional Approval Text	Certificate name
	CCA DEKRA Certification B.V.	EN 61535	71-11299
	CCA	IEC 61535	NL-64352


Subject to changes. Please also observe the further product documentation!

DEKRA Certification B.V.








Ship Approvals

Logo	Approval	Additional Approval Text	Certificate name
	ABS American Bureau of Shipping	Steel Vessel Rules	19- HG1869855- PDA
	DNV GL Det Norske Veritas, Germanischer Lloyd	-	TAE00001Z6
	LR Lloyds Register	EN 61535	08/20047 (E2)

UL-Approvals

Logo	Approval	Additional Approval Text	Certificate name
	cURus Underwriters Laboratories Inc.	UL 1977	E45171

Counterpart

	Item no.890-123 Socket; with strain relief housing; 3-pole; Cod. A; 1,50 mm ² ; white	www.wago.com/890-123
	Item no.890-133 Plug; with strain relief housing; 3-pole; 1,50 mm ² ; white	www.wago.com/890-133
	Item no.890-223 Socket; 3-pole; Cod. A; 1,50 mm ² ; white	www.wago.com/890-223
	Item no.890-233 Plug; 3-pole; 1,50 mm ² ; white	www.wago.com/890-233
	Item no.891-8993/005-102 pre-assembled interconnecting cable; Eca; Socket/plug; 3-pole; Cod. A; 1 m; 1,00 mm ² ; white	www.wago.com/891-8993/005-102
	Item no.891-8993/105-102 pre-assembled connecting cable; Eca; Socket/open-ended; 3-pole; Cod. A; 1 m; 1,00 mm ² ; white	www.wago.com/891-8993/105-102
	Item no.891-8993/205-102 pre-assembled connecting cable; Eca; Plug/open-ended; 3-pole; Cod. A; 1 m; 1,00 mm ² ; white	www.wago.com/891-8993/205-102

Required accessories

Mounting

Subject to changes. Please also observe the further product documentation!

WAGO Kontakttechnik GmbH & Co. KG
 Hansastr. 27
 32423 Minden
 Phone: +49571 887-0 | Fax: +49571 887-169
 Email: info.de@wago.com | Web: www.wago.com

Do you have any questions about our products?
 We are always happy to take your call at +49 (571) 887-44222.



Mounting accessories

Item no.: 890-623

Mounting plate; 3-pole; for distribution connectors; Plastic; black

www.wago.com/890-623**Item no.: 890-673**

Mounting plate; 3-pole; for distribution connectors; Plastic; white

www.wago.com/890-673**Downloads****Documentation****Bid Text**

890-684 doc - Datei	Nov 30, 2018	doc 23.0 kB	Download
890-684 X81 - Datei	Feb 19, 2019	xml 2.8 kB	Download

CAD/CAE-Data**CAD data**

2D/3D Models 890-684	URL	Download
----------------------	-----	----------

CAE data

EPLAN Data Portal 890-684	URL	Download
---------------------------	-----	----------

WSCAD Universe 890-684	URL	Download
------------------------	-----	----------

ZUKEN Portal 890-684	URL	Download
----------------------	-----	----------

Environmental Product Compliance**Compliance Search**

Environmental Product Compliance 890-684 h-distribution connector; 3-pole; Cod. A; 1 input; 2 outputs; outputs on one side; 2 locking levers; white	URL	Download
--	-----	----------

Installation Notes

Subject to changes. Please also observe the further product documentation!

WAGO Kontakttechnik GmbH & Co. KG
Hansastr. 27
32423 Minden
Phone: +49571 887-0 | Fax: +49571 887-169
Email: info.de@wago.com | Web: www.wago.com

Do you have any questions about our products?
We are always happy to take your call at +49 (571) 887-44222.

Installation



Secure the mounting plate via pins.

Product family

WINSTA® MINI

[Show all products from the family](#)

Subject to changes. Please also observe the further product documentation!