

THIS DRAWING CONTAINS INFORMATION THAT IS PROPRIETARY TO MOLEX ELECTRONIC TECHNOLOGIES, LLC AND SHOULD NOT BE USED WITHOUT WRITTEN PERMISSION									
DIMENSION UNITS		SCALE		CURRENT REV DESC: REMASTERED TO NX					
mm		NTS		<p>I-TRAC BACKPLANE 7 ROW GUIDE LEFT ASSEMBLY SALES DRAWING</p> <p>PRODUCT CUSTOMER DRAWING</p>					
GENERAL TOLERANCES (UNLESS SPECIFIED)									
ANGULAR TOL ± 0.5°									
4 PLACES ±		EC NO: 671119							
3 PLACES ±		DRWN: YOGEEB 2021/04/29							
2 PLACES ± 0.13		CHK'D: VINODM3 2022/02/03							
1 PLACE ± 0.25		APPR: CWANG25 2022/02/18							
0 PLACES ±		INITIAL REVISION:		DOCUMENT NUMBER		DOC TYPE		DOC PART	
DRAFT WHERE APPLICABLE MUST REMAIN WITHIN DIMENSIONS		THIRD ANGLE PROJECTION		DRAWING		SERIES		MATERIAL NUMBER	
				C-SIZE		76015		SEE TABLE	
				GENERAL MARKET		CUSTOMER		SHEET NUMBER	
				1 OF 4		SD-76015-002		PSD 001 E1	

76015-****

MODULE TYPE -- TAIL PLATING TYPE
 GUIDE LEFT -- TIN ONLY = 2 (PREVIOUSLY TIN/LEAD)
 GUIDE LEFT -- TIN ONLY = 3
 GUIDE LEFT W/END -- TIN ONLY = 6 (PREVIOUSLY TIN/LEAD)
 GUIDE LEFT W/END -- TIN ONLY = 7

OF COLUMNS
 4 = 4 COL
 6 = 6 COL
 1 = 10 COL

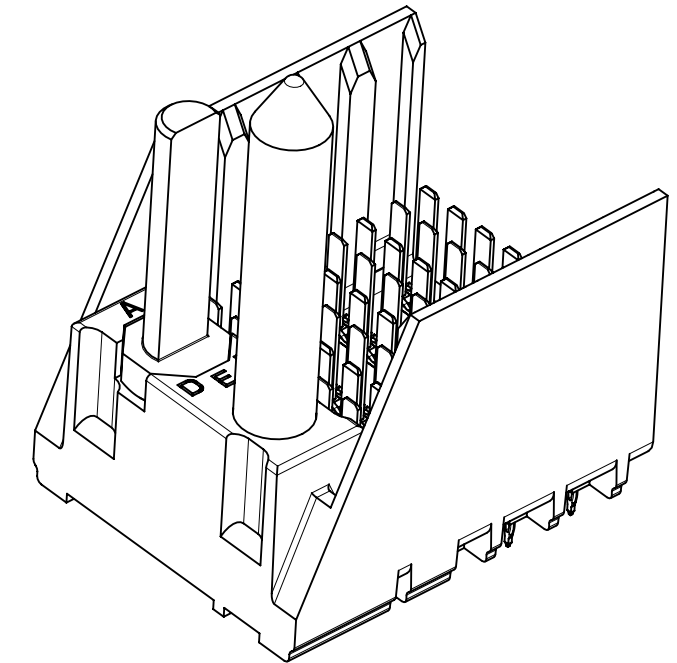
KEY ORIENTATION
 0 = NO KEY
 1 = A
 2 = B
 3 = C
 4 = D
 5 = E
 6 = F
 7 = G
 8 = H

PIN LENGTH (P)
 2 = 3.90 - 30 GOLD
 3 = 4.70 - 30 GOLD
 4 = 5.70 - 30 GOLD
 5 = 4.70 & 5.70 - 30 GOLD STAGGERED
 6 = 3.90 - 10 GOLD
 7 = 4.70 - 10 GOLD
 8 = 5.70 - 10 GOLD
 9 = 4.70 & 5.70 - 10 GOLD STAGGERED

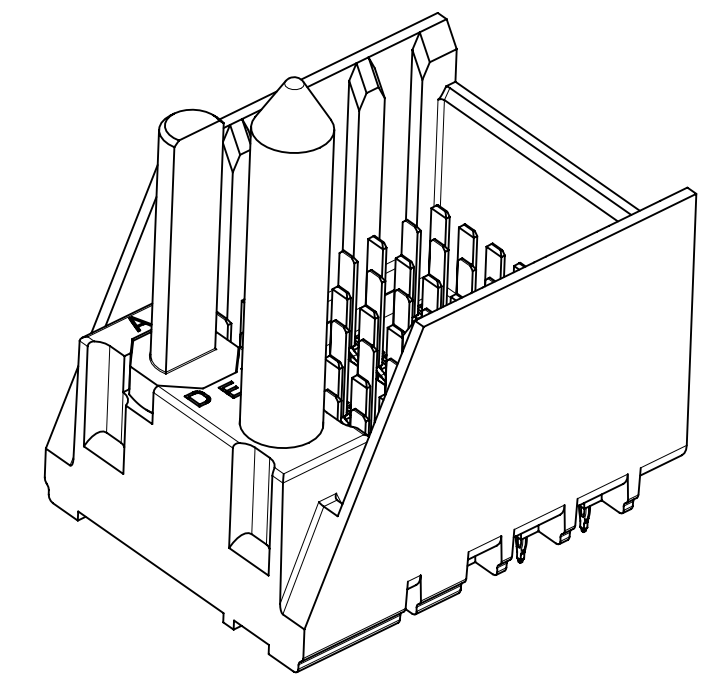
MATERIAL NUMBER	# OF COLUMNS	DIM "A"	DIM "B"
76015-4**	4	21.1	11.10
76015-6**	6	28.5	18.50
76015-1**	10	43.3	33.30

MATERIAL NUMBER	# OF COLUMNS	DIM "A"	DIM "B"
76015-4**	4	22.4	11.10
76015-6**	6	29.8	18.50
76015-1**	10	44.6	33.30

GUIDE LEFT STYLE



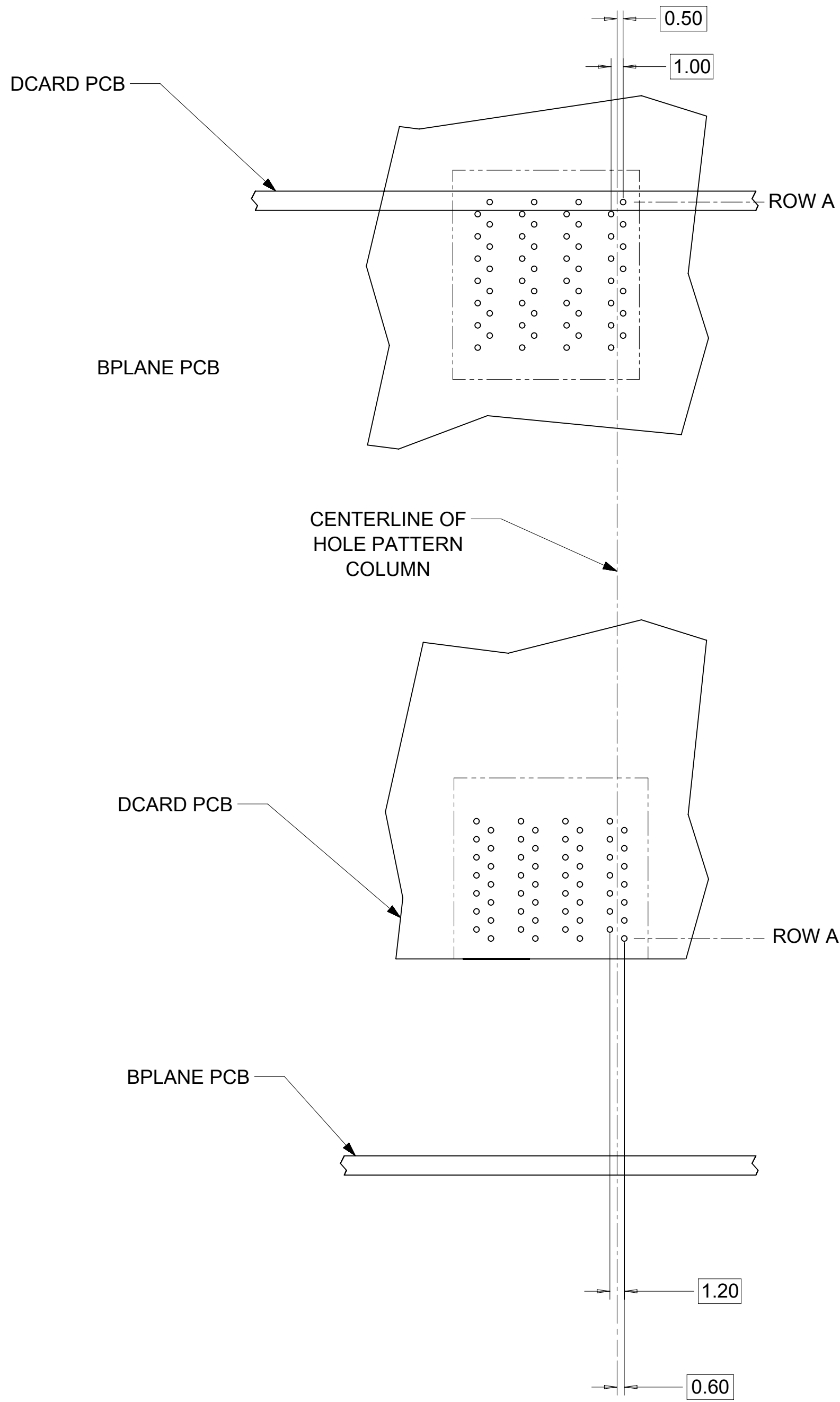
GUIDE LEFT W/END STYLE



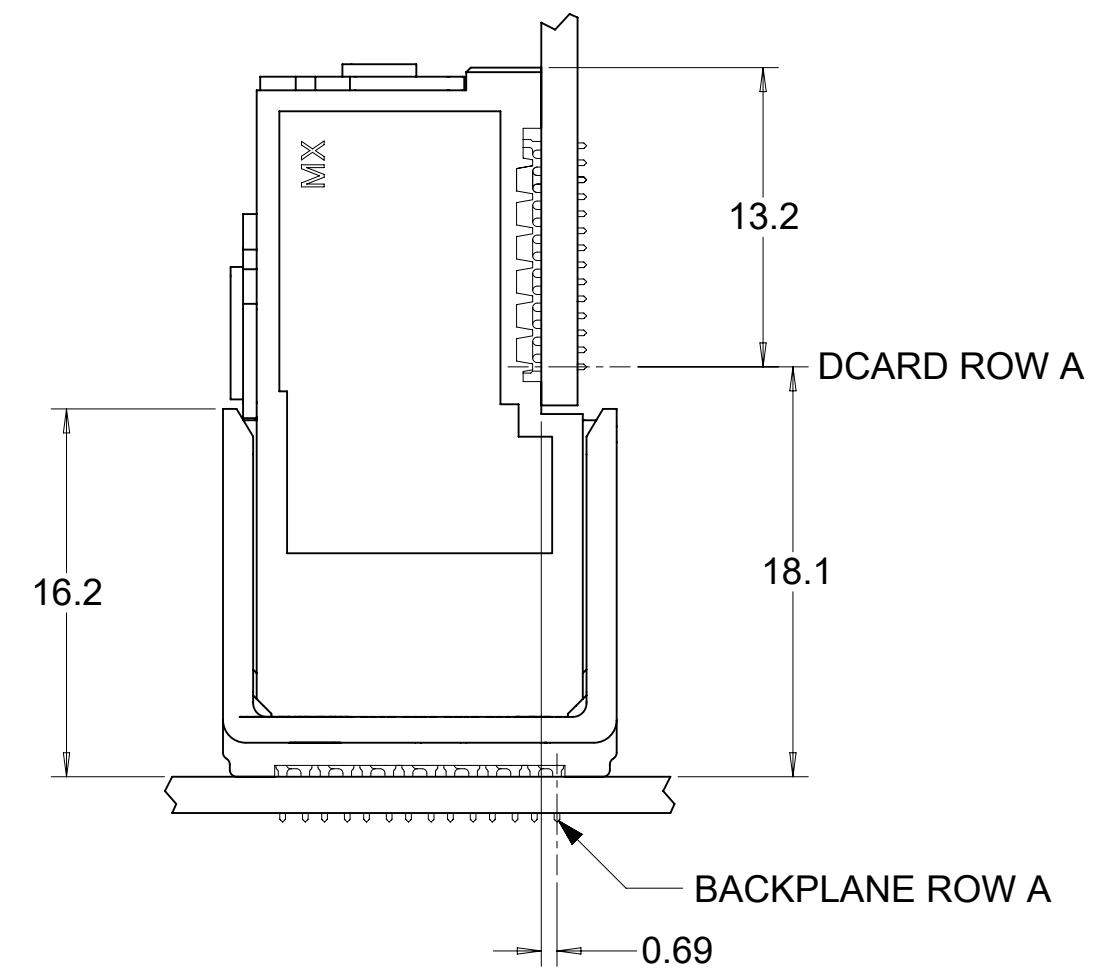
NOTES:

1. MATERIALS: HOUSING - LIQUID CRYSTAL POLYMER (LCP)
GLASS-FILLED, UL94V-0
TERMINALS - HIGH PERFORMANCE COPPER ALLOY
2. FINISH: 10 MICROINCH MINIMUM GOLD OR 30 MICROINCH MINIMUM GOLD IN CONTACT AREA. SELECTIVE MATTE TIN ON PCB TAILS, NICKEL OVERALL.
3. REFER TO MOLEX PRODUCT SPECIFICATION PS-75710-999 FOR PERFORMANCE SPECIFICATIONS.
4. FOR MIXED CONTACT MATING LENGTHS, CONSULT MOLEX FOR AVAILABILITY.
5. THIS PART CONFORMS TO CLASS B REQUIREMENTS OF COSMETIC SPEC PS-45499-002.
6. PACKAGE PER: PK-70873-802.
7. GUIDED PARTS TO BE SHIPPED WITH 2-56 UNC B SCREW P/N 73774-1000.
8. FOR GROUNDED GUIDE PINS USE DIA 3.56+/-0.08 (PTH), DIA 3.66 (DRILL), AND DIA 6.5 (PAD).
9. REFER TO PCB ROUTING GUIDE FOR ANTIPAD AND ROUTING RECOMMENDATIONS.

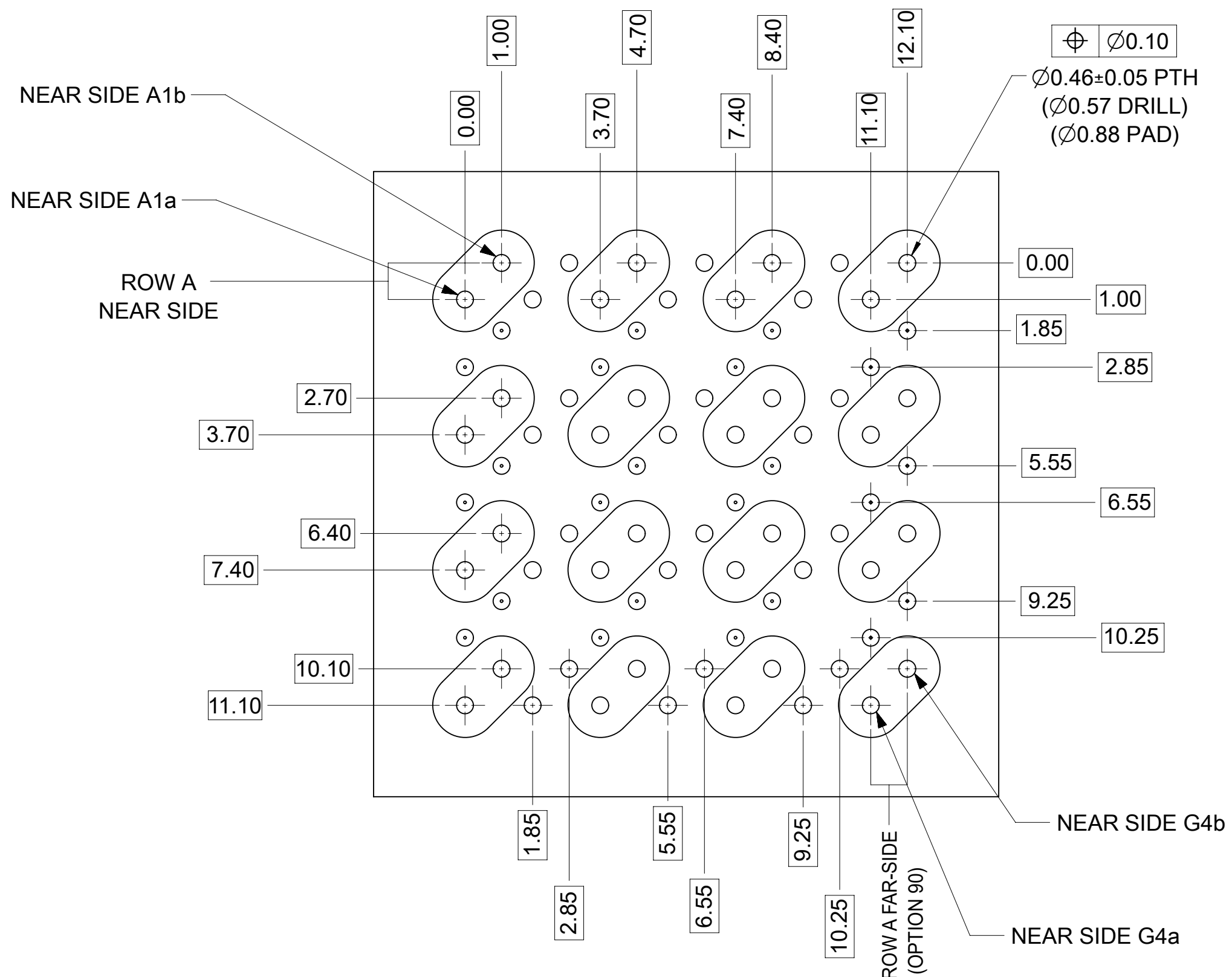
THIS DRAWING CONTAINS INFORMATION THAT IS PROPRIETARY TO MOLEX ELECTRONIC TECHNOLOGIES, LLC AND SHOULD NOT BE USED WITHOUT WRITTEN PERMISSION									
DIMENSION UNITS		SCALE		CURRENT REV DESC: REMASTERED TO NX					
mm		NTS		<p>I-TRAC BACKPLANE 7 ROW GUIDE LEFT ASSEMBLY SALES DRAWING</p> <p>PRODUCT CUSTOMER DRAWING</p>					
GENERAL TOLERANCES (UNLESS SPECIFIED)									
ANGULAR TOL		± 0.5°		EC NO: 671119		2021/04/29		DOCUMENT NUMBER	
4 PLACES		±		DRWN: YOGEEB		2022/02/03		SD-76015-002	
3 PLACES		±		CHK'D: VINODM3		2022/02/18		DOC TYPE	
2 PLACES		± 0.13		APPR: CWANG25		2022/02/18		DOC PART	
1 PLACE		± 0.25		INITIAL REVISION:		2007/02/08		REVISION	
0 PLACES		±		DRWN: BPISZCZOR		2007/02/09		E1	
DRAFT WHERE APPLICABLE MUST REMAIN WITHIN DIMENSIONS		THIRD ANGLE PROJECTION		DRAWING		SERIES		MATERIAL NUMBER	
				C-SIZE		76015		SEE TABLE	
								CUSTOMER	
								GENERAL MARKET	
								SHEET NUMBER	
								2 OF 4	



7 ROW I-TRAC BOARD RELATIONSHIPS



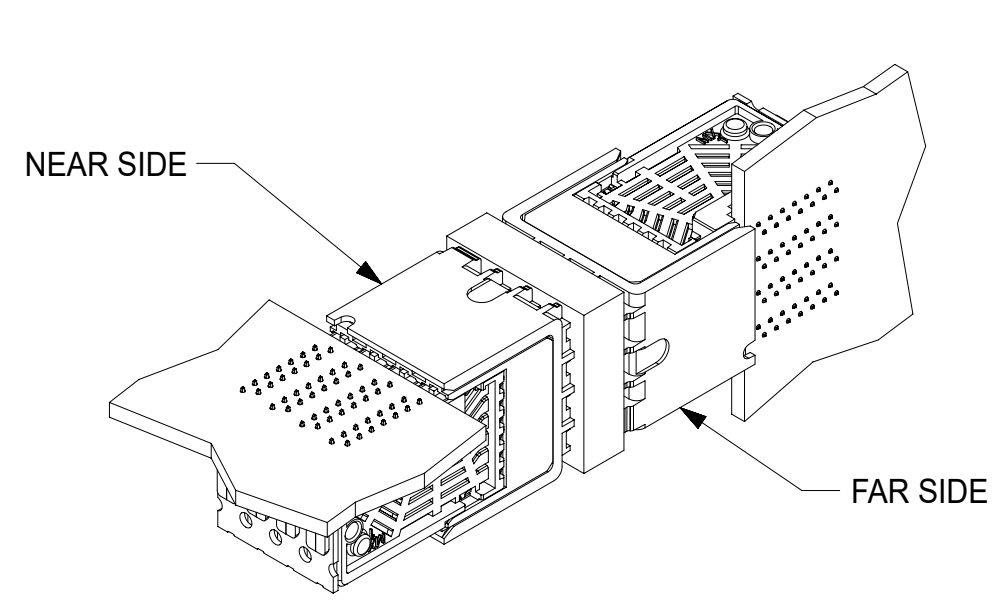
THIS DRAWING CONTAINS INFORMATION THAT IS PROPRIETARY TO MOLEX ELECTRONIC TECHNOLOGIES, LLC AND SHOULD NOT BE USED WITHOUT WRITTEN PERMISSION									
DIMENSION UNITS		SCALE		CURRENT REV DESC: REMASTERED TO NX				molex	
mm		NTS							
GENERAL TOLERANCES (UNLESS SPECIFIED)								I-TRAC BACKPLANE 7 ROW GUIDE LEFT ASSEMBLY SALES DRAWING	
ANGULAR TOL ± 0.5°									
4 PLACES ±		EC NO: 671119		2021/04/29		PRODUCT CUSTOMER DRAWING			
3 PLACES ±		DRWN: YOGEEB		2022/02/03					
2 PLACES ± 0.13		CHK'D: VINODM3		2022/02/18		DOCUMENT NUMBER			
1 PLACE ± 0.25		APPR: CWANG25							
0 PLACES ±		INITIAL REVISION:		2007/02/08		PSD		001 E1	
		DRWN: BPISZCZOR		2007/02/09					
		APPR: JLAURX				SEE TABLE		GENERAL MARKET	
DRAFT WHERE APPLICABLE MUST REMAIN WITHIN DIMENSIONS		THIRD ANGLE PROJECTION		DRAWING					
				C-SIZE		76015		3 OF 4	



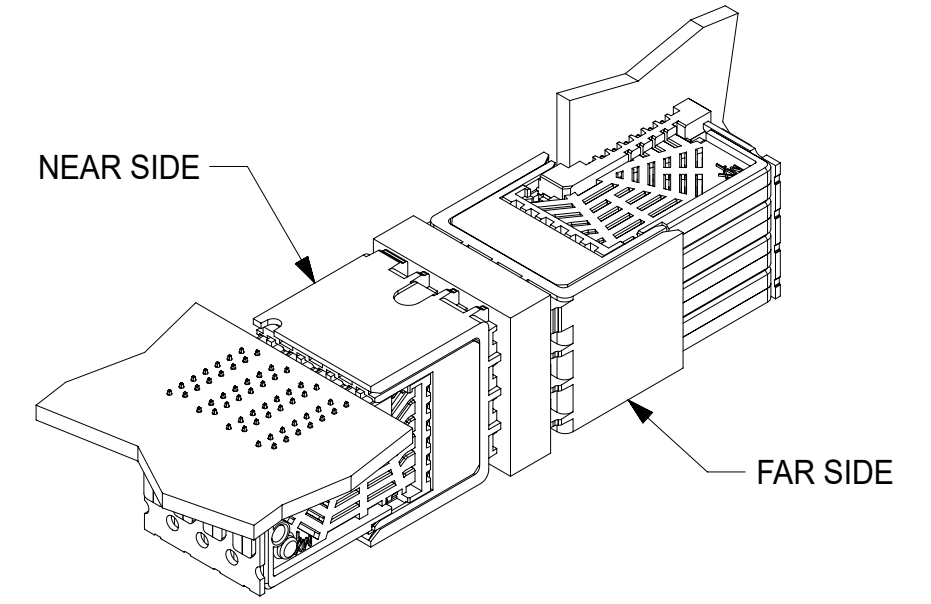
Orthogonal PCB Layout

ORTHO PIN MAPPING			
OPTION 90 (NEAR SIDE - FAR SIDE)			
A1b-G4b	A2b-E4b	A3b-C4b	A4b-A4b
A1a-G4a	A2a-E4a	A3a-C4a	A4a-A4a
C1b-G3b	C2b-E3b	C3b-C3b	C4b-A3b
C1a-G3a	C2a-E3a	C3a-C3a	C4a-A3a
E1b-G2b	E2b-E2b	E3b-C2b	E4b-A2b
E1a-G2a	E2a-E2a	E3a-C2a	E4a-A2a
G1b-G1b	G2b-E1b	G3b-C1b	G4b-A1b
G1a-G1a	G2a-E1a	G3a-C1a	G4a-A1a

ORTHO PIN MAPPING			
OPTION 270 (NEAR SIDE - FAR SIDE)			
A1b-A1a	A2b-C1a	A3b-E1a	A4b-G1a
A1a-A1b	A2a-C1b	A3a-E1b	A4a-G1b
C1b-A2a	C2b-C2a	C3b-E2a	C4b-G2a
C1a-A2b	C2a-C2b	C3a-E2b	C4a-G2b
E1b-A3a	E2b-C3a	E3b-E3a	E4b-G3a
E1a-A3b	E2a-C3b	E3a-E3b	E4a-G3b
G1b-A4a	G2b-C4a	G3b-E4a	G4b-G4a
G1a-A4b	G2a-C4b	G3a-E4b	G4a-G4b



OPTION 90



OPTION 270

- NOTES:
- SIGNAL PAIRS (SHARED VIAS)
 - NEAR SIDE GROUNDS
 - FAR SIDE GROUNDS

THIS DRAWING CONTAINS INFORMATION THAT IS PROPRIETARY TO MOLEX ELECTRONIC TECHNOLOGIES, LLC AND SHOULD NOT BE USED WITHOUT WRITTEN PERMISSION									
DIMENSION UNITS		SCALE		CURRENT REV DESC: REMASTERED TO NX					
mm		NTS							
GENERAL TOLERANCES (UNLESS SPECIFIED)									
ANGULAR TOL		± 0.5°		EC NO: 671119				2021/04/29	
4 PLACES		±		DRWN: YOGEEB				2022/02/03	
3 PLACES		±		CHK'D: VINODM3				2022/02/18	
2 PLACES		± 0.13		APPR: CWANG25					
1 PLACE		± 0.25		INITIAL REVISION:					
0 PLACES		±		DRWN: BPISZCZOR				2007/02/08	
				APPR: JLAURX				2007/02/09	
DRAFT WHERE APPLICABLE MUST REMAIN WITHIN DIMENSIONS				THIRD ANGLE PROJECTION		DRAWING		SERIES	
						C-SIZE		76015	
DOCUMENT STATUS				P1		RELEASE DATE		2022/02/18 05:04:06	
SD-76015-002		PSD		001		E1		4 OF 4	