



Double row 120leds/m SK6812 RGB side emitting addressable LED strip



Product Description

Side emitting addressable LED Strip with SMD4020 RGB

LED chips. This new SK6812 side emitting addressable

LED strip comes out under the demand of edge lighting

with limited size for installation of the strip



60Pixels/m, every 16.67mm can be cut

PCB Color: White only. DC5V voltage.

SPI signal protocol 5 Meters per reel, Customized sizes are also available. 3Pin JST SM connector, IP65 waterproof with silicon tube housing.

The PCB is 1+2 Ounce copper, 10mm width.



Product Datasheet

Product Number	S010120IA3SA1
Light Source	4020 RGB
Beam Angle	120°
LED Quantity	120 leds/m
Emitting Color	Full color
Lumens	480LM/M
Protocol	SK6812
Operating Voltage	DC5V
Power (W)	23W/M
Size (mm)	L 1000* W 10
IP	IP 20/IP 65
Net Weight	0.2kg/roll
Operation Temperature	- 40 ~ 50 °C

Application



Hotels ,restaurants, nights clubs, edge light

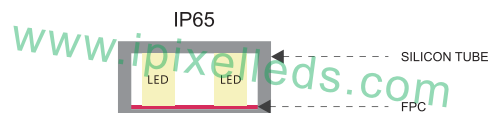
Recreational machines, playstation



Living rooms, coffee / wine bars, back lighting

TV, dancefloor background, shopping malls

Strip IP Rate





Curve Lune

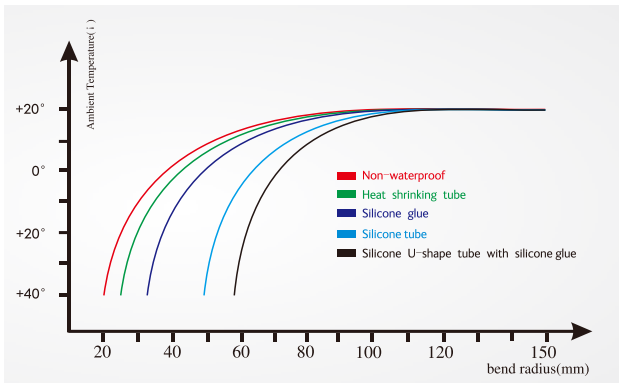

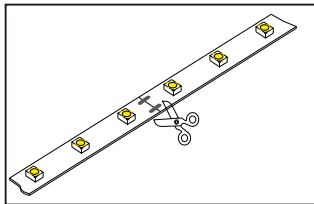


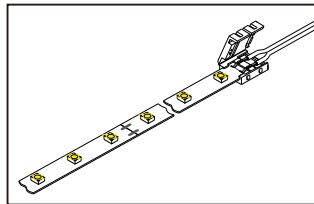
Diagram2: Bend Curve



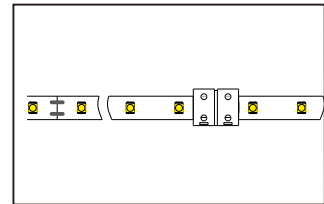
Installation



Cut in specific location



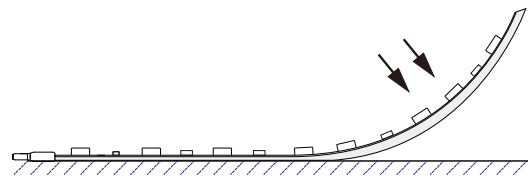
Put the PCB in the space between clip and connector, make the clips exactly aim at welding point



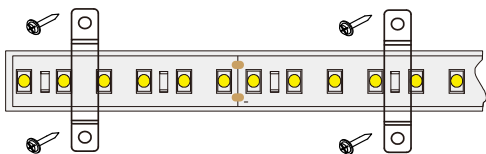
Close the cover of connector



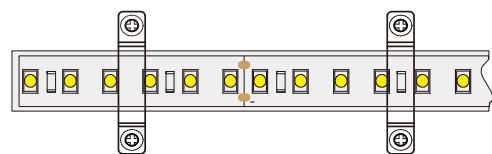
Peel off 3M tape



Stick the 3M



Install with clips



Fix with screws

Accessories (Excluded)



Screws



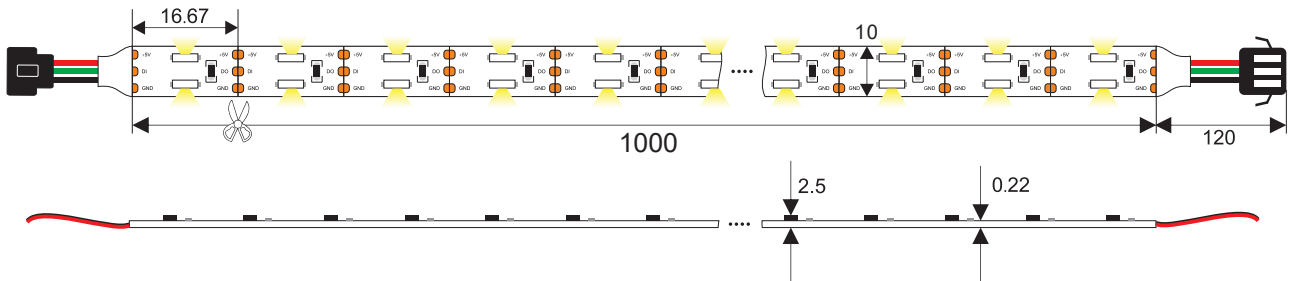
Silicone clip



End cap

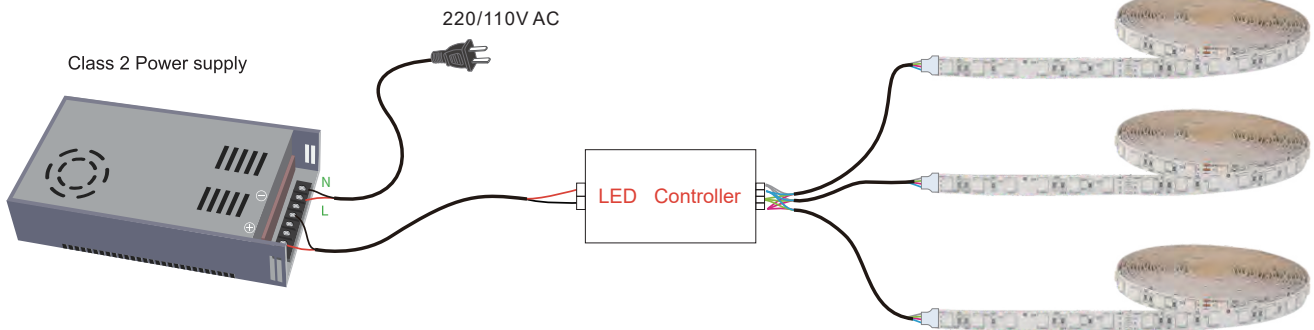


Outline Dimension (unit:mm)



Connection

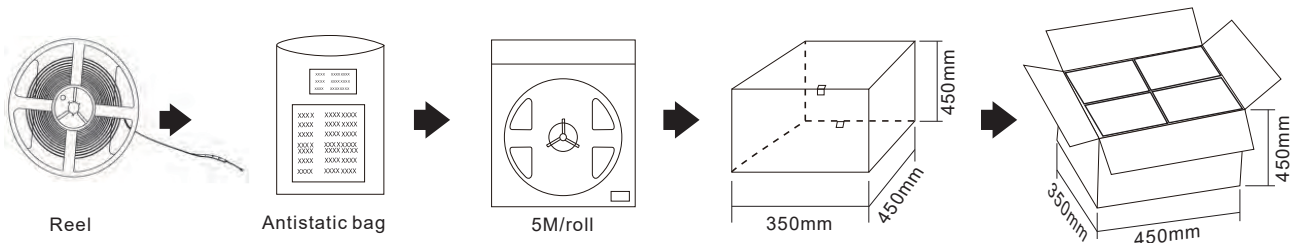
RGB LED strip light



NOTES

1. Please apply different IP rate products according to different environment conditions;
2. Only install with Class 2 power unit
3. Do not install it when power is on. Before powering on, please make sure the wiring is correct;
4. Avoiding damaging the circuit or other component on the strip;
5. Avoid dragging, do not over bending during installation;
6. In order to get the best lighting effect, please do not connect overlong;
7. Please do not stare at the light for along time when it is working to protect your eyes;
8. Installation required by a qualified electrician
9. Supply cable – R/C (AVLV2/8), external use style, rated minimum 300 V, 80 °C, minimum 22 AWG

Product packaging



Product number	Standard length	Quantity / volume	outer carton size	Weight(kg)/reel
S010120IA3SA1(IP20)	5M	240 Reels	L450xW350xH450mm	0.2kg
/				/
/				/
/				/
/				/
/				/