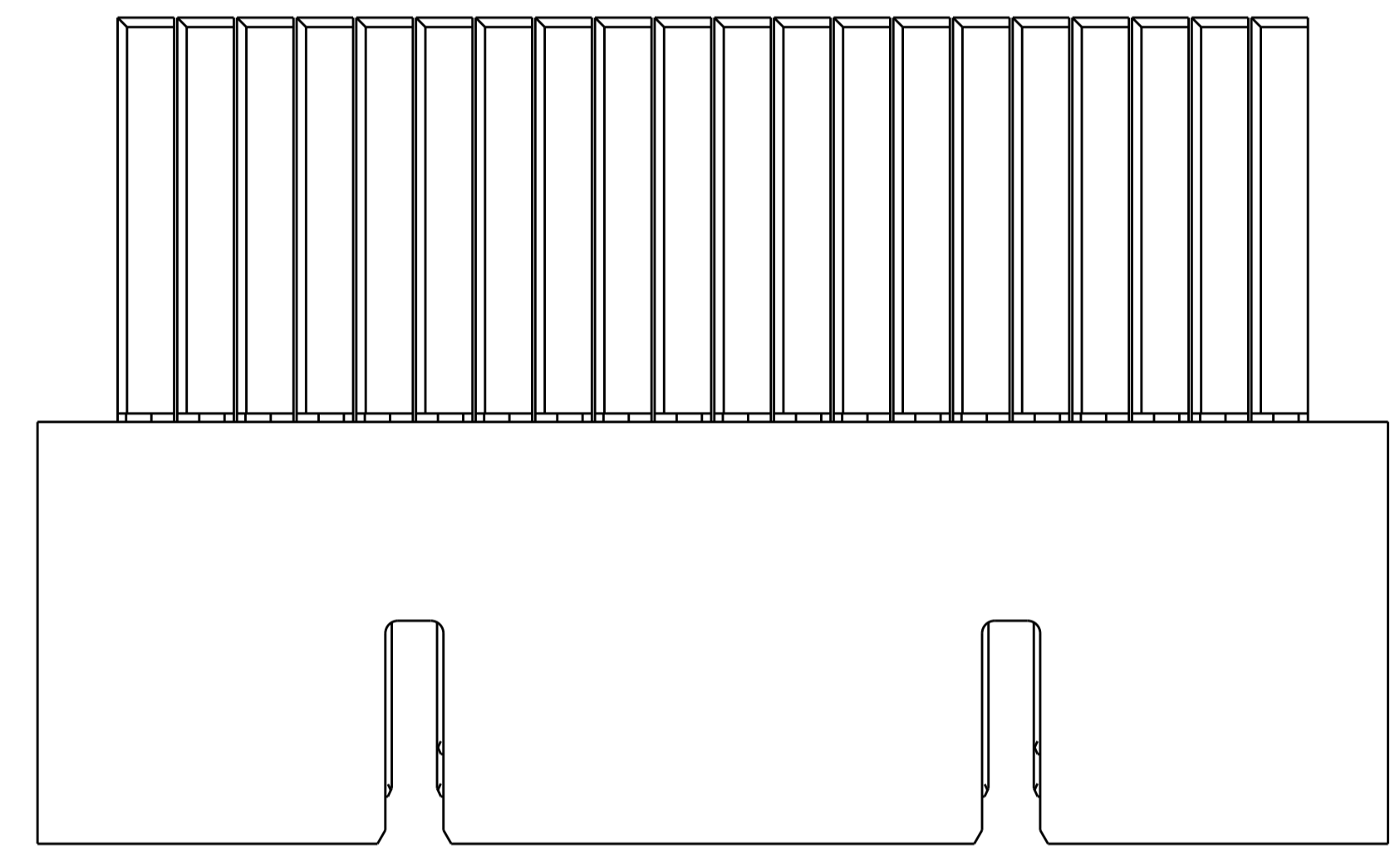
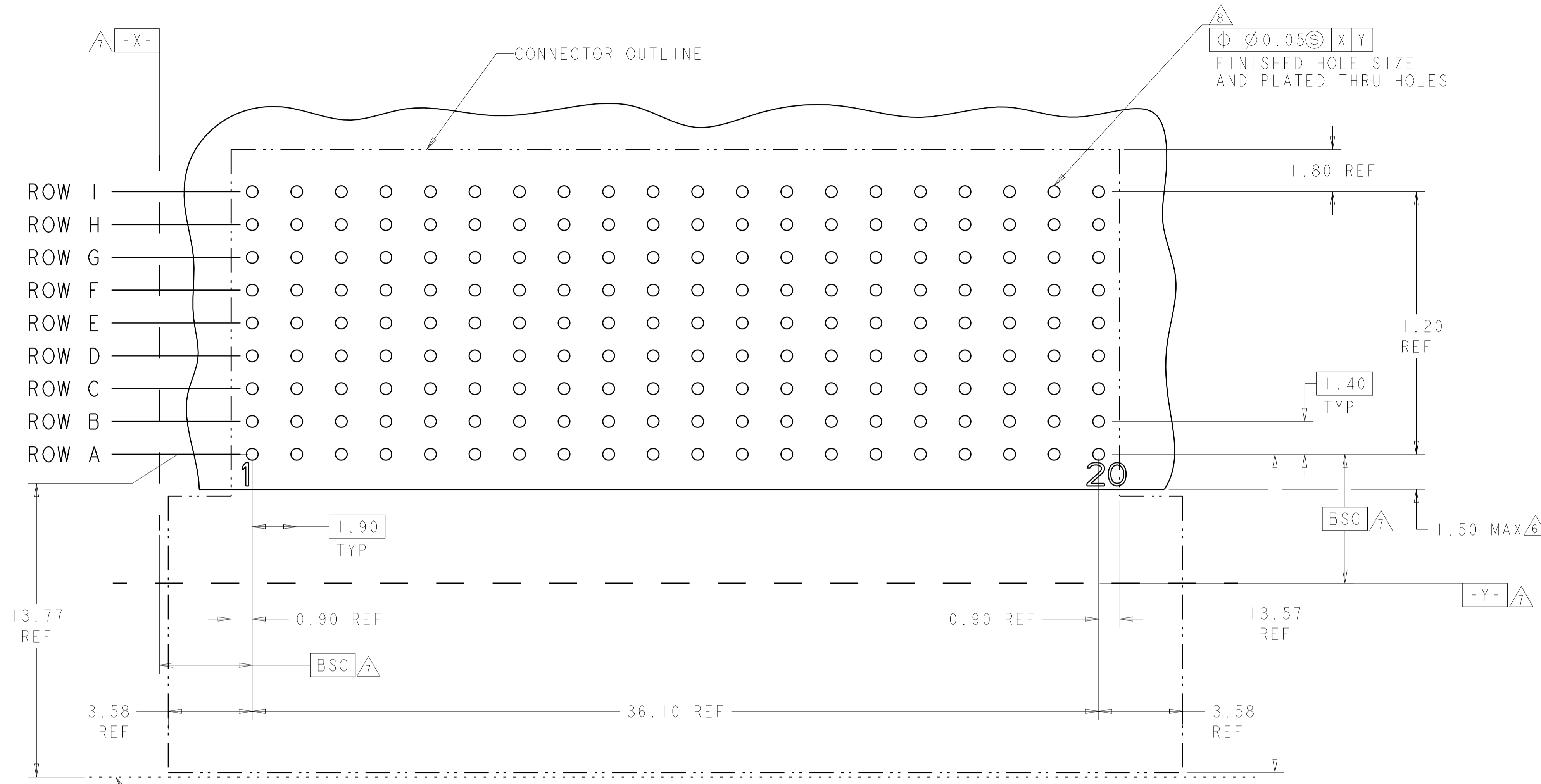
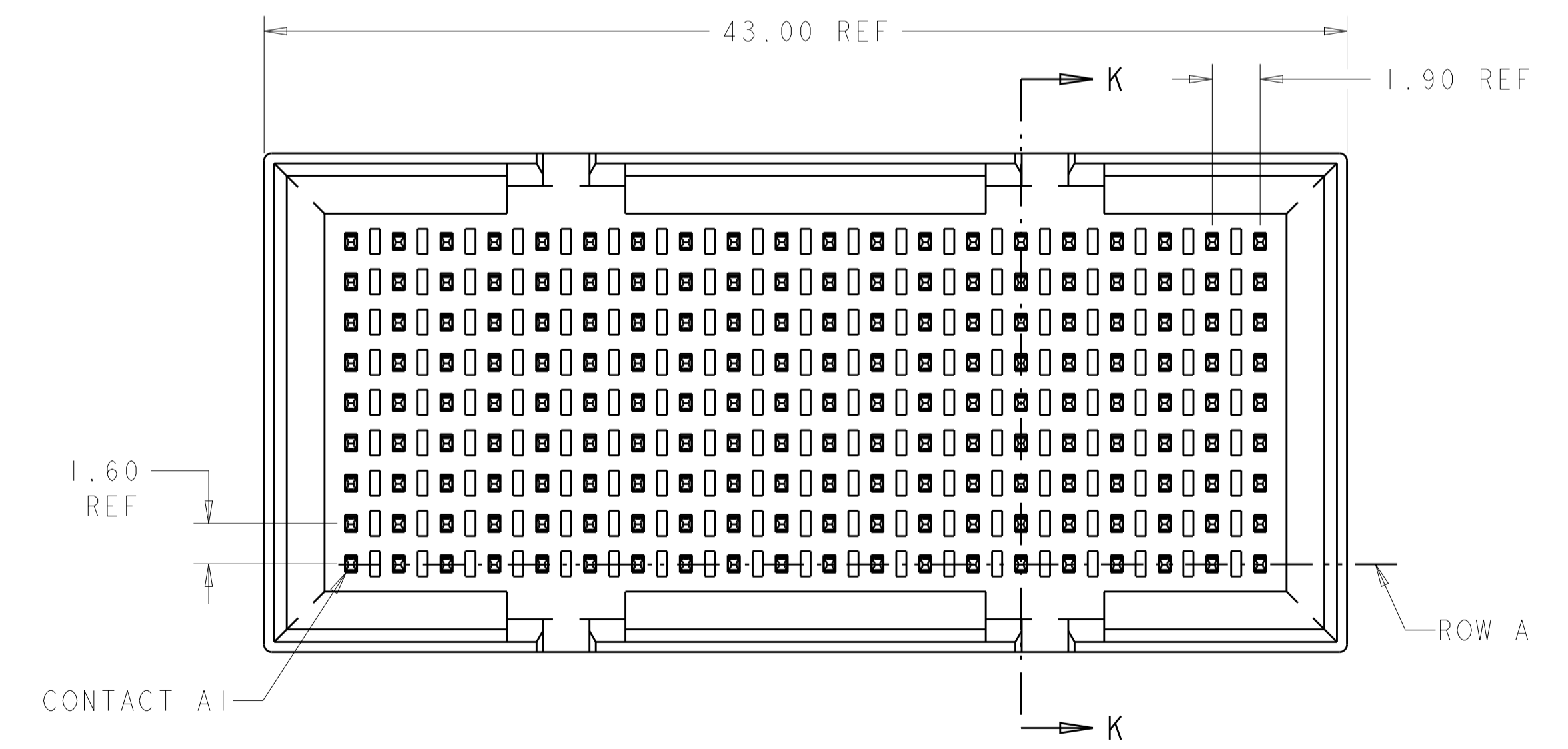
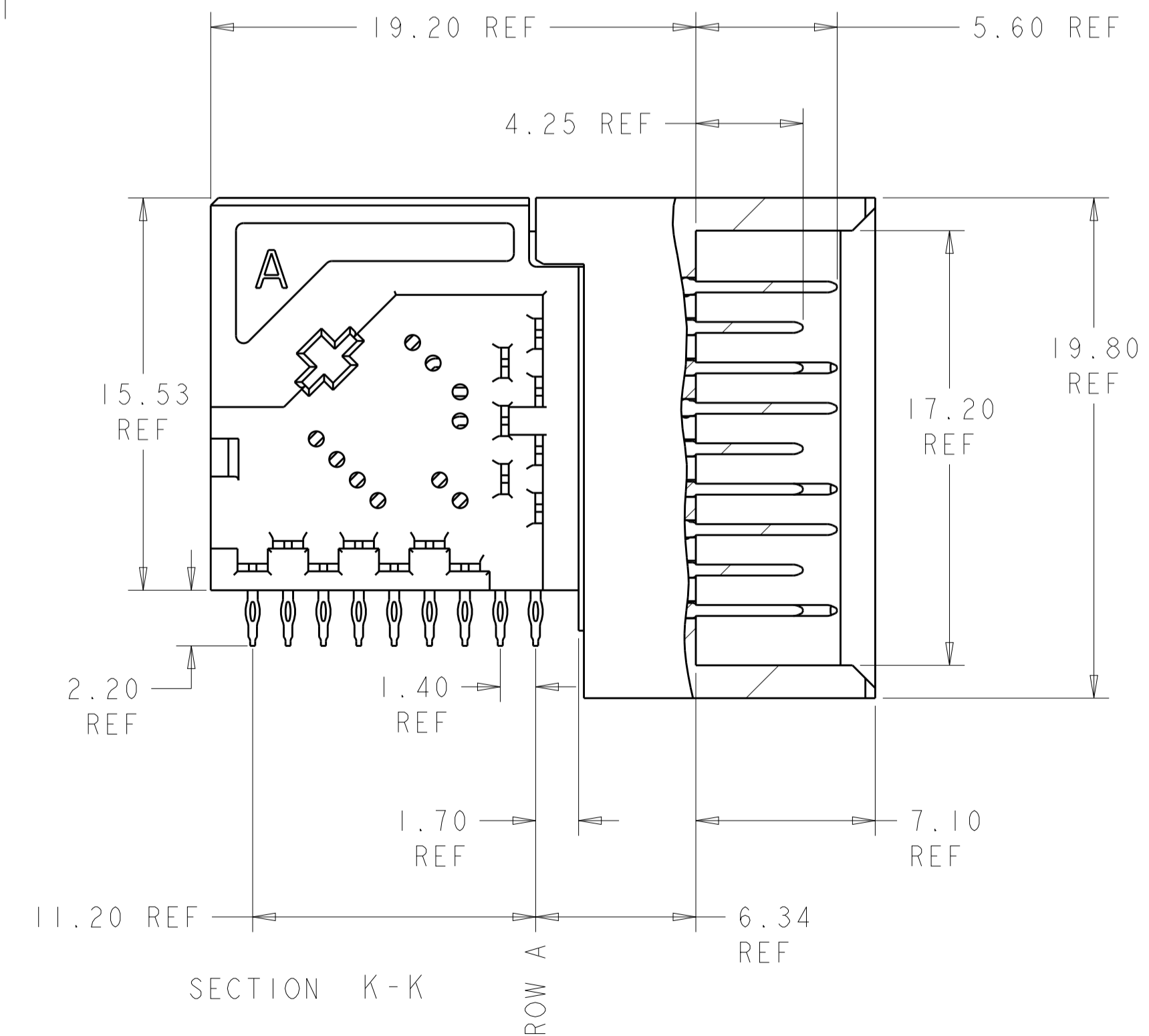


| LOC | | DIST | | REVISIONS | | | |
|-----|-----|-----------------------|-----------|-----------|------|--|--|
| P | LTN | DESCRIPTION | DATE | DWN | APVD | | |
| C | | REV PER ECO 13-001730 | 1-31-13 | CT | DH | | |
| D | | ECO-14-017030 | 25NOV2014 | MGM | CT | | |



RECOMMENDED PC BOARD LAYOUT
COMPONENT SIDE SHOWN
SCALE 8:1



- 1 MATERIAL:
CONTACT AND SHIELD: COPPER ALLOY
HOUSING AND CHICKLET: LCP, COLOR: BLACK
- 2 FINISH:
CONTACT: MATING AREA: 1.27µm MIN GOLD OVER
1.27µm MIN NICKEL
- 3 FINISH:
COMPLIANT PIN AREA: 0.38µm MIN BRIGHT TIN LEAD OVER
1.27µm MIN NICKEL
- 4 FINISH:
COMPLIANT PIN AREA: 0.38µm MIN MATTE TIN OVER
1.27µm MIN NICKEL
- 5 ---
- 6 DIMENSION APPLIES TO CENTERLINE OF THRU HOLE.
- 7 DATUMS AND BASIC DIMENSIONS ESTABLISHED BY CUSTOMER.
- 8 REFERENCE APPLICATION SPEC 114-13267 FOR RECOMMENDED PLATED THRU HOLE DIAMETER AND PLATING THICKNESS.

| | | |
|--------------------|---|-------------|
| 2 | 4 | 2102319-2 |
| 2 | 3 | 2102319-1 |
| COMPLIANT PIN AREA | | PART NUMBER |

THIS DRAWING IS A CONTROLLED DOCUMENT.

| | | |
|------------------|---|------------|
| DWN | D. BELACK | 16AUG2010 |
| CHK | A. TSANG | 8-16-2010 |
| APVD | M. McALONIS | 8-16-2010 |
| NAME | Fortis Zd, 3-PAIR, 20-COLUMN, R/A, FULL SHROUD ASSEMBLY, SINGLE ENDED | |
| PRODUCT SPEC | 108-2409 | |
| APPLICATION SPEC | 114-13267 | |
| SIZE | CAGE CODE | DRAWING NO |
| 114-13267 | | A100779 |
| WEIGHT | ~23.53g | |
| CUSTOMER DRAWING | SCALE | 5:1 |

STC TE Connectivity

RESTRICTED TO

SHEET 1 OF 1 REV D