



8133-180
GEDORE
Made in Austria

0.5-2.5²

CRIMP

GED

PLIERS

COMBINATION PLIERS
>370



SIDE CUTTERS /
END CUTTING NIPPERS
>373



FLAT NOSE /
ROUND NOSE PLIERS
>376



MECHANICS PLIERS
>379



BOWDEN CABLE CUTTER /
CABLE SHEARS
>380



WIRE-STRIPPING PLIERS
>382



ELECTRONIC PLIERS / ACCES-
SORIES, STRIPPING TOOLS
>383



CRIMPING PLIERS
>393



CIRCLIP PLIERS
>400



GRIP WRENCHES
>407



PIPE WRENCHES /
SPECIAL PLIERS
>411



WATER PUMP /
UNIVERSAL PLIERS
>415



BOLT CUTTERS
>419



BLACKSMITH'S TONGS
>420



PLIERS ASSORTMENTS
>421



FEEL THE MARKED DIFFERENCE WITH THE GEDORE PLIER HANDLES

Everything handled securely

- › Use of the best-possible steels, most up-to-date machinery and environmentally-friendly production processes
- › Our tool specialists vouch for exactness in processing and continuous refinements
- › Unique manufacturing processes and special tool treatment bring about the best in results
- › Stringent quality checks after each production step ensure a constantly high level
- › Professional service up to the development of special customised tools

Precision, dimensioned accuracy and exactness of fitting

- › High-grade industrial quality for the toughest forms of continuous use and safety in everyday work
- › High bending stiffness thanks to GEDORE special hardened and tempered steel
- › GEDORE pliers do not fracture or splinter when overloaded but deform under incorrect use, therefore posing a lower risk of injury to the user
- › GEDORE pliers rest comfortably in the hand (M/XL/XXL) - the most important requirement, in fact, for non-taxing and safe working

Intelligently designed or the MIN-MAX principle

- › Benefits in practical application from optimum utilization made of the laws of leverage.
- › Maximum power transfer of the pliers with a minimum effort required
- › For the pliers this means: optimum transfer of power - very high cutting performance
- › For those using the pliers this means: precise, fatigue-free and ergonomic working
- › The specially developed "power pliers" stands up well particularly in hard continuous operations (higher clamping forces with up to 35 % less effort exerted)



Powerful gripping made easy

- › Fitted with anti-slip nubs and finger protection - for a firm grip
- › Ergonomically ideally placed hard and soft elements ensure fatigue-free working
- › Kind-to-hands feel, extensive hand contact surface
- › Anti-slip nubs support thumb gripping
- › They provide thumb with the right hold and ensure reliable plier guidance
- › This is true particularly for pulling or rotating movements with the pliers



MANUFACTURING PROCESS FOR 8250 COMBINATION PLIERS



1
Blank cropped to size from C50 hardened and tempered steel.



2
Hot forged in the double forging die. The excess burr is removed under an eccentric press.



3
The blanks are "normalised" to obtain an even finer-grain, more uniform structure with optimum strength. After descaling, the blanks are calibrated for the following work steps.



4
The head is machined in a CNC-controlled machining centre. The rivet hole is drilled and counter-bored. The joint clearance and the outer contour are milled. The geometry of the joint area and the coarse and fine toothing are broached.



5
The joint faces are precision milled. The pliers head takes on its final form.



6
The moving and fixed pliers legs are riveted together. A smooth-moving joint with no play is the essential requirement for safe one-handed operation.



7
In a chamber hardening kiln, the pliers are hardened in a protective gas atmosphere, quenched in oil and finally annealed. The design of the hardening kiln ensures that the process gases are uniformly distributed, which has a positive effect on the desired material properties.



8
The cutting edges of GEDORE pliers are once again induction hardened. The additional hardness that this achieves ensures a good cutting performance and a long life between sharpening.



9
The pliers head is ground to achieve a flush geometry.



10
The surface is cleaned by sand blasting. The removal of scale and grease is necessary for the follow-on electroplating process.



11
Nickel-plated and matt-chrome-plated to prevent dazzle. The electrolytically deposited nickel coating provides the corrosion protection. The electroplated chrome improves the look and gives the pliers a perfect finish.



12
TL pliers are painted black by a robot, using water soluble paint.



13
The 2-component handles are pressed on and bonded.



14
The plastic coating on the handles is built up by multiple dipping in liquid immersion compound.

The complete range: form and function perfection

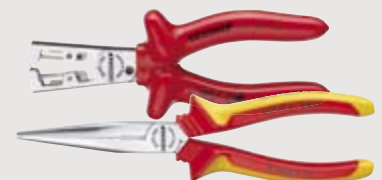
- > Extremely wide selection in sizes, finish and grip designs for specialists and non-specialists alike
- > Model JC = chrome-plated, 2-component handle protectors
- > Model TL = black with blue dipped handle protector
- > Available individually or in practical sets, in the module or in assortments

On request also available with SB pack (plastic hanging clip, Euro perforation for self-service display wallboard)



VDE TOOLS

>570

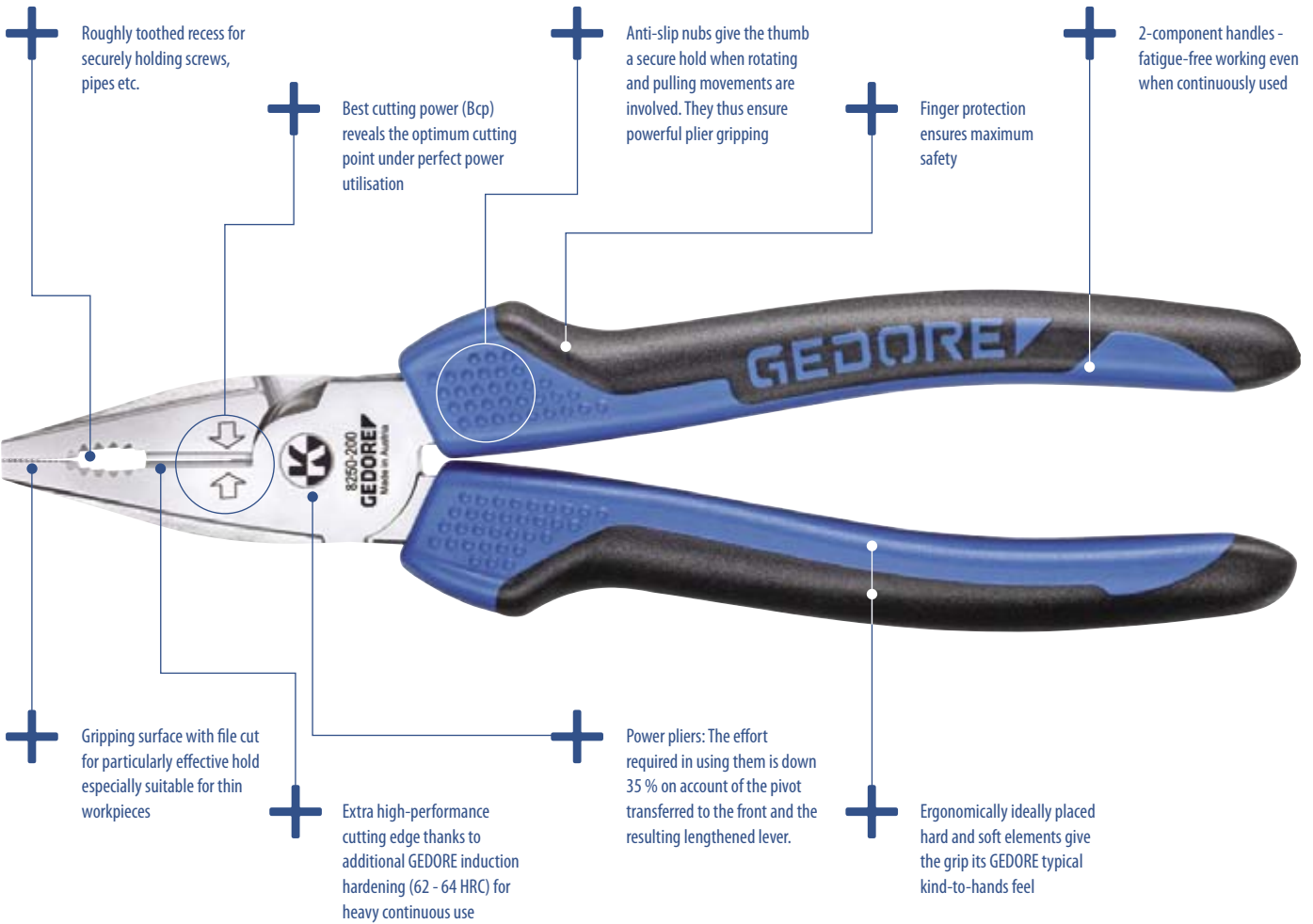


POWER PLIERS



Maximum cutting performance yet with a low level of effort expended thanks to an optimum interaction of cutting geometry, eccentric rivet bearing and ergonomic handle design.

The pliers are hot-forged from high-grade GEDORE special steel and then oil-hardened.



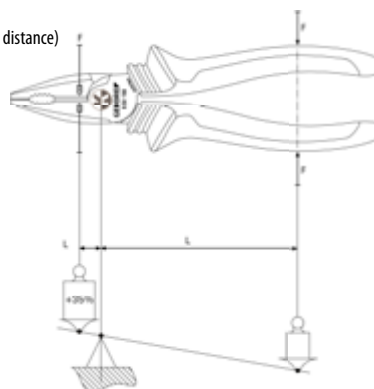
Force equation

$$\Sigma M (\text{rivet}) = 0 = F(\text{hand}) \times L(\text{hand}) = F(\text{cutting edges}) \times L(\text{optimum cutting edge distance})$$

The eccentric pivot point ensures that the hand torque (force x path) applied over the rivet (fulcrum) is effectively and positively translated into cutting force.

$$F(\text{cutting edges}) = \frac{F(\text{hand}) \times L(\text{hand})}{L(\text{optimum cutting edge distance})}$$

The greatly improved effective length of this design achieves increased cutting force. Optimised lever ratios bring a 35% reduction in the effort required.



Working principle POWER PLIERS

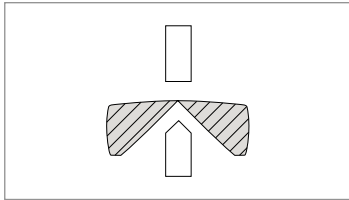
"K" identifies the GEDORE Power Pliers range, offering increased cutting and gripping force with up to 35% less effort.



Cutting forms as per DIN ISO 5742

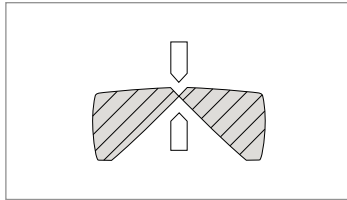
Cutting without cutting bevel (without chamfer)

For flush cutting of plastics.



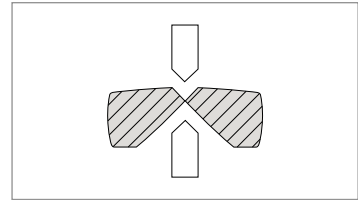
Cutting with a slight cutting bevel (small degree of chamfer)

Especially for the electronics field.



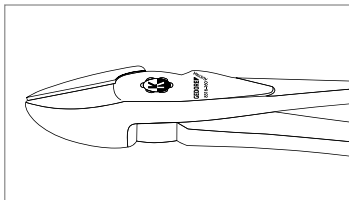
Cutting with cutting bevel (with chamfer)

Especially for steel wire, piano wire and springs. The large chamfer ensures a long service life of the cutting edge.

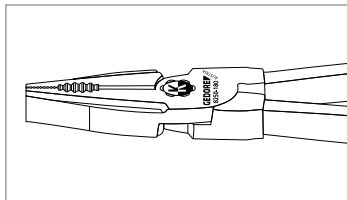


Joint types

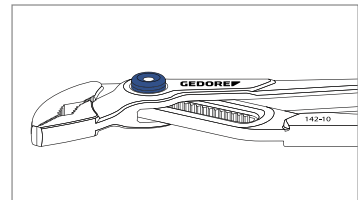
lap joint



inserted joint

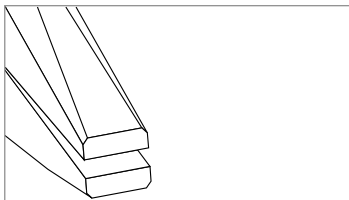


safety-box joint

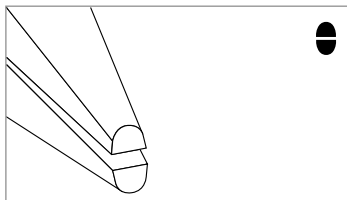


Basic jaw forms

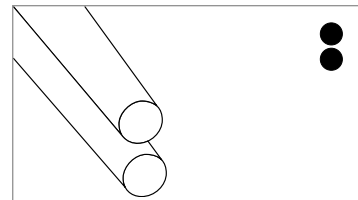
flat jaws









flat/round jaws



round jaws



Wire categories to DIN ISO 5744

Material examples	Wire hardness	Tensile strength N/mm ²	
 Nail, wire nail, bronze wire	soft	approx. 600	
 Wire rope fibre, steel wire	medium-hard	approx. 1600	
 Spring-steel wire	hard/Piano wire	approx. 2300	

SAFETY NOTES PLIERS

> 642



Combination Pliers


8248 ANGLED COMBINATION PLIERS

- > For the toughest of demands
- > Optimum utilisation of the power in one's hands
- > No forced positioning of the hand
- > Fatigue-free working over a long period made possible
- > High-grade GEDORE special hardened and tempered steel for high cutting performance and a long service life

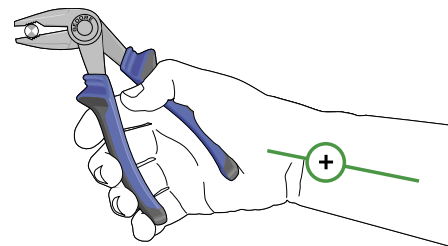
- > Induction-hardened precision cutting edges, hardness 63 - 65 HRC
- > For all wires including piano wire, 1.6 mm
- > Hot-drop forged
- > JC = chrome-plated, with 2-component handles
- > TL = steel-grey, with blue dipped non-slip handles



JC

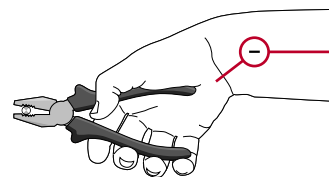


TL



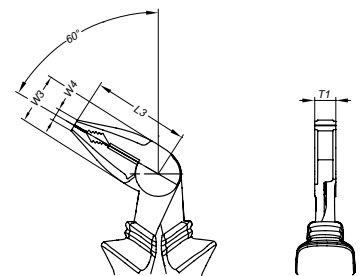
+ A pliers head angled at 60° goes easy on your joints and tendons. And you keep the workpiece in view at the same time

TRADITIONAL COMBINATION PLIERS



- Traditional gripping faces with standard gripping on pipes and screws

+ Specially offset teeth in the grip surfaces for best-possible gripping on pipes and screws



8248 ANGLED COMBINATION PLIERS

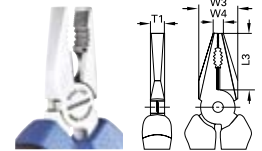
L	L ₂	W ₂	W ₁	T ₁		Code	No.
165	46	24	6	10	0.245	2276585	8248-160 JC
165	46	24	6	10	0.220	2276763	8248-160 TL



8200 COMBINATION PLIERS

- > Practical small combination pliers especially for confined spaces or as car-boot tool
- > For flat and round material
- > For medium-hard wire, 1.6 mm

- > Similar to DIN ISO 5746
- > GEDORE special hardened and tempered steel, drop-forged, oil-hardened and annealed
- > JC = chrome-plated, with 2-component handles



L	L ₃	W ₃	W ₄	T ₁		Code	No.
125	25	16	3.2	7.6	0.117	6730480	8200-125 JC

8210 COMBINATION PLIERS

German pattern

- > Acc. to DIN ISO 5746
- > Reinforced type, for tough continuous operations
- > Lay-on cutter box
- > For flat and round material
- > For medium-hard wire, 1.6 mm
- > Induction-hardened precision cutting edges, hardness 62 - 64 HRC
- > GEDORE special hardened and tempered steel, drop-forged, oil-hardened and annealed
- > JC = chrome-plated, with 2-component handles
- > TL = steel-grey, with blue dipped non-slip handles

8245 COMBINATION PLIERS

Euro pattern


- > Acc. to DIN ISO 5746
- > Universal model with slimline head, ideal for confined spaces
- > Induction-hardened precision cutting edges, hardness 62 - 64 HRC
- > For flat and round material
- > For medium-hard wire, 1.6 mm
- > GEDORE special hardened and tempered steel, drop-forged, oil-hardened and annealed
- > JC = chrome-plated, with 2-component handles
- > TL = steel-grey, with blue dipped non-slip handles



JC



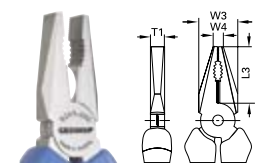
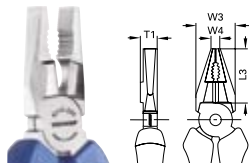
JC



TL



TL



L	L ₃	W ₃	W ₄	T ₁		Code	No.
160	34	23.0	5.8	10.8	0.217	6731100	8210-160 JC
160	34	23.0	5.8	10.8	0.173	6711340	8210-160 TL
180	38	27.0	6.4	11.8	0.284	6731530	8210-180 JC
180	38	27.0	6.4	11.8	0.227	6711420	8210-180 TL
200	42	29.5	7.4	12.5	0.356	6732180	8210-200 JC
200	42	29.5	7.4	12.5	0.296	6711850	8210-200 TL

L	L ₃	W ₃	W ₄	T ₁		Code	No.
160	34	23.0	5.8	8.8	0.218	6733070	8245-160 JC
160	34	23.0	5.8	8.8	0.174	6730050	8245-160 TL
180	38	27.0	6.4	9.8	0.280	6733150	8245-180 JC
180	38	27.0	6.4	9.8	0.230	6730210	8245-180 TL
200	42	29.5	7.4	10.5	0.363	6733230	8245-200 JC
200	42	29.5	7.4	10.5	0.297	6730720	8245-200 TL




8250 POWER COMBINATION PLIERS

- > Acc. to DIN ISO 5746
- > For heavy continuous use
- > Good lever action for easy cutting
- > For flat and round material

- > To cut all wire types including piano wire, 1.6 mm
- > GEDORE special hardened and tempered steel, drop-forged, oil-hardened and annealed
- > JC = chrome-plated, with 2-component handles
- > TL = steel-grey, with blue dipped non-slip handles



JC



TL



> Power pliers: The effort required in using them is down 35 % on account of the pivot transferred to the front and the resulting lengthened lever.

Inductively hardened cutting edges (62 - 64 HRC) ensure constant cutting power over a long time span.

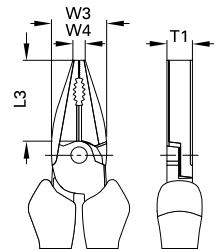
High-grade 2-component handles with finger protection enable work to be done ergonomically and to the exclusion of tiredness



Gripping surface with file-cut for a particularly effective hold

Roughly toothed gripping surfaces for securely holding screws, pipes etc.

Maximum cutting performance yet with a low level of effort expended thanks to an optimum interaction of cutting geometry, eccentric rivet bearing and ergonomic handle design.



8250 POWER COMBINATION PLIERS

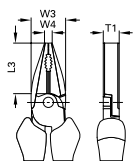
L	L ₂	W ₃	W ₄	T ₁		Code	No.
160	35.0	22.8	5.8	10.4	0.225	1429566	8250-160 JC
160	35.0	22.8	5.8	10.4	0.180	1429574	8250-160 TL
180	38.5	25.6	6.5	11.0	0.282	6707070	8250-180 JC
180	38.5	25.6	6.5	11.0	0.227	6707660	8250-180 TL
200	39.5	27.0	6.5	12.4	0.360	6707310	8250-200 JC
200	39.5	27.0	6.5	12.4	0.288	6707740	8250-200 TL

8250-225 TL POWER COMBINATION PLIERS

NEW

> Convex handle shape for a high force build-up*

* Crowned surfaces/handles - i.e. which are hardly rounded - prevent unfavourable, punctual peak forces. As a result, the force is evenly spread across your hand.



L	L ₂	W ₃	W ₄	T ₁		Code	No.
225	42.2	27.7	6.5	13.0	0.351	6708040	8250-225 TL

VDE 8250 / VDE 8250 H

>582



1500 CT1-142

>111

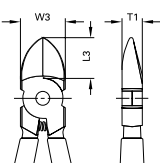



Side Cutters / End Cutting Nippers

8313
SIDE CUTTER

for plastic

- > Without cutting edge bevel, for flush cutting of plastic parts or similar soft materials
- > Black, cutting faces flat-ground, with compression spring for automatic opening
- > With blue dipped non-slip handles (TL)

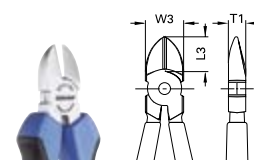



L	L ₃	W ₃	T ₁		Code	No.
125	16.0	17.0	8.5	0.116	6745910	8313-125 TL
140	18.5	18.5	9.5	0.131	6746050	8313-140 TL
160	19.0	22.0	10.0	0.184	6746130	8313-160 TL

8314
SIDE CUTTER

Swedish pattern

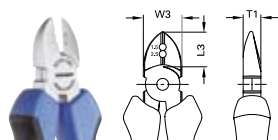
- > Acc. to DIN ISO 5749
- > With slender head - ideal for confined spaces
- > Induction-hardened precision cutting edges, hardness 63 - 65 HRC
- > For medium-hard wire, 1.6 mm
- > GEDORE special hardened and tempered steel, drop-forged, oil-hardened and annealed
- > JC = chrome-plated, with 2-component handles
- > TL = steel-grey, with blue dipped non-slip handles



L	L ₃	W ₃	T ₁	Ø		Code	No.
125	16.0	17.0	8.5	1,6	0.146	6742300	8314-125 JC
125	16.0	17.0	8.5	1,6	0.107	6740870	8314-125 TL
140	18.5	18.5	9.5	1,6	0.176	6742730	8314-140 JC
140	18.5	18.5	9.5	1,6	0.129	6740950	8314-140 TL
160	19.0	22.0	10.0	1,6	0.230	6743380	8314-160 JC
160	19.0	22.0	10.0	1,6	0.173	6741090	8314-160 TL

8315
ELECTRICIANS' SIDE CUTTER

- > Double-function electricians' side cutters: for cutting and stripping wire
- > Stripping notches for single- and multi-core wire, 1.5 mm² and 2.5 mm² conductor cross-section
- > Induction-hardened precision cutting edges, hardness 61 - 63 HRC
- > GEDORE special hardened and tempered steel, drop-forged, oil-hardened and annealed
- > JC = chrome-plated, with 2-component handles

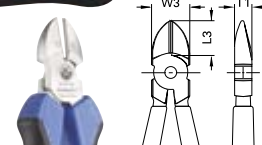


L	L ₃	W ₃	T ₁	mm ²		Code	No.
160	19	22	10	1,5 / 2,5	0.235	1396722	8315-160 JC

8314-180
POWER SIDE CUTTER

Swedish pattern

- > Convex handle shape for a high force build-up*
- > Acc. to DIN ISO 5749
- > With slender head - ideal for confined spaces
- > Induction-hardened precision cutting edges, hardness 63 - 65 HRC
- > For hard wire/piano wire
- > Max. cutting capacity Ø 1.6 - 2.0 mm
- > GEDORE special hardened and tempered steel, drop-forged, oil-hardened and annealed
- > JC = chrome-plated, with 2-component handles
- > TL = steel-grey, with blue dipped non-slip handles
- * Crowned surfaces/handles - i.e. which are hardly rounded - prevent unfavourable, punctual peak forces. As a result, the force is evenly spread across your hand.



L	L ₃	W ₃	T ₁	Ø		Code	No.
185	25.0	26.0	11.0	1,6	0.300	2910934	8314-180 JC
185	25.0	26.0	11.0	1,6	0.243	2910926	8314-180 TL



- > Power pliers: The effort required in using them is down 35 % on account of the pivot transferred to the front and the resulting lengthened lever.
- > High-grade 2-component handles with finger protection enable work to be done ergonomically and to the exclusion of tiredness



8316 POWER SIDE CUTTER

- > Acc. to DIN ISO 5749
- > Good lever action for easy cutting
- > For hard wire/piano wire
- > Max. cutting capacity \varnothing 1.4 - 2.0 mm

- > GEDORE special hardened and tempered steel, drop-forged, oil-hardened and annealed
- > JC = chrome-plated, with 2-component handles
- > TL = steel-grey, with blue dipped non-slip handles



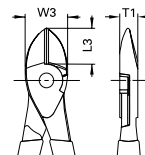
JC



TL

Inductively hardened cutting edges (63 - 65 HRC) ensure constant cutting power over a long time span.

Maximum cutting performance yet with a low level of effort expended thanks to an optimum interaction of cutting geometry, eccentric rivet bearing and ergonomic handle design.



8316 POWER SIDE CUTTER

American pattern

L	L ₂	W ₃	T ₁	∅	kg	Code	No.
140	17.0	22.0	9.5	1,4	0.175	6744190	8316-140 JC
140	17.0	22.0	9.5	1,4	0.146	6711930	8316-140 TL
160	19.0	24.5	10.0	1,6	0.236	6744510	8316-160 JC
160	19.0	24.5	10.0	1,6	0.195	6712070	8316-160 TL

L	L ₂	W ₃	T ₁	∅	kg	Code	No.
180	22.6	26.0	11.0	1,8	0.265	1439588	8316-180 JC
180	22.6	26.0	11.0	1,8	0.225	1439596	8316-180 TL
200	22.0	28.0	11.0	2,0	0.340	6745080	8316-200 JC
200	22.0	28.0	11.0	2,0	0.270	6712150	8316-200 TL

VDE 8316 / VDE 8316 H >584

S 8303 JC >422

8318

LEVER-ACTION SIDE CUTTER

- > For hard wire/piano wire 1.6 mm
- > Double-jointed for maximum cutting performance
- > Head and joint made from special steel, head gun-metal finished
- > Handles chrome-plated and PVC coated



Ø	↳ mm ▷	↳ "inch ▷	⚖ kg	Code	No.
1,6	160	6.1/2	0.213	6745590	8318-160 TL

8370

LEVER-ACTION END CUTTING NIPPER

- > Acc. to DIN ISO 5748
- > For hard wire/piano wire - values see table
- > Double-lever mechanism for maximum cutting performance
- > C65 tool steel, fully forged
- > GEDORE blue varnished
- * not standardised

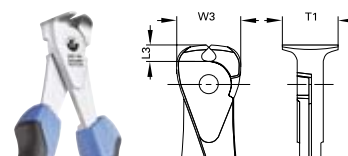



Ø	↳ mm ▷	↳ "inch ▷	⚖ kg	Code	No.
2	180	7	0.460	6750830	8370-180
2	210	8.1/2	0.610	6751050	8370-210
2,5	*	235	9.1/4	6751210	8370-235

8367

END CUTTING NIPPER POWER

- > Acc. to DIN ISO 5748
- > Good lever action for easy cutting
- > Induction-hardened precision cutting edges, hardness 63 - 65 HRC
- > For hard wire/piano wire 1.6 mm
- > GEDORE special hardened and tempered steel, drop-forged, oil-hardened and annealed
- > JC = chrome-plated, with 2-component handles
- > TL = steel-grey, with blue dipped non-slip handles

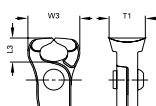


L	L ₂	W ₂	T ₁	Ø	⚖ kg	Code	No.
160	6.9	27	23.5	1,6	0.254	6749150	8367-160 JC
160	6.9	27	23.5	1,6	0.242	6712230	8367-160 TL

8380

TOWER PINCER

- > Heavy-duty wire braid and mesh-cutting pincers
- > Acc. to DIN ISO 9242, Form A
- > Induction-hardened precision cutting edges, hardness 61 - 63 HRC
- > For medium-hard wire, 1.6 mm
- > Heads ground, steel-grey, with blue dipped non-slip handles (TL)
- > Geometrically optimised head and handle areas for ergonomic use
- > In high-quality tool steel

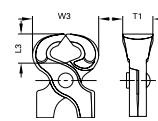


L	L ₂	W ₂	T ₁	⚖ kg	Code	No.
230	16	31	22	0.358	6752020	8380-225 TL
250	16	35	25	0.423	6752100	8380-250 TL
280	16	35	25	0.541	6752290	8380-280 TL

8381

PINCER

- > Standard heavy-duty pincers
- > Acc. to DIN ISO 9243, Form A
- > Induction-hardened precision cutting edges, hardness 61 - 63 HRC
- > Heads ground, steel-grey, with blue dipped non-slip handles (TL)
- > In high-quality tool steel



L	L ₂	W ₂	T ₁	⚖ kg	Code	No.
160	21.0	48	20	0.258	6752370	8381-160 TL
180	21.0	50	23	0.362	6751800	8381-180 TL
200	23.5	55	26	0.442	6751990	8381-200 TL
225	23.5	55	25	0.514	6752450	8381-225 TL
250	23.5	58	27	0.586	6752530	8381-250 TL

Flat Nose / Round Nose Pliers

8110 FLAT NOSE PLIERS

without cutting edge, serrated

- > Acc. to DIN ISO 5745
- > Short jaws, serrated gripping faces
- > For holding and bending
- > GEDORE special hardened and tempered steel, drop-forged, oil-hardened and annealed
- > JC = chrome-plated, with 2-component handles
- > TL = steel-grey, with blue dipped non-slip handles



L	L ₃	W ₃	W ₄	T ₁		Code	No.
140	28.5	16.5	3.6	8.5	0.154	6711690	8110-140 JC
140	28.5	16.5	3.6	8.5	0.118	6711500	8110-140 TL

8120 FLAT NOSE PLIERS

without cutting edge, serrated

- > Acc. to DIN ISO 5745
- > Long jaws, serrated gripping faces
- > For holding and bending
- > GEDORE special hardened and tempered steel, drop-forged, oil-hardened and annealed
- > JC = chrome-plated, with 2-component handles
- > TL = steel-grey, with blue dipped non-slip handles

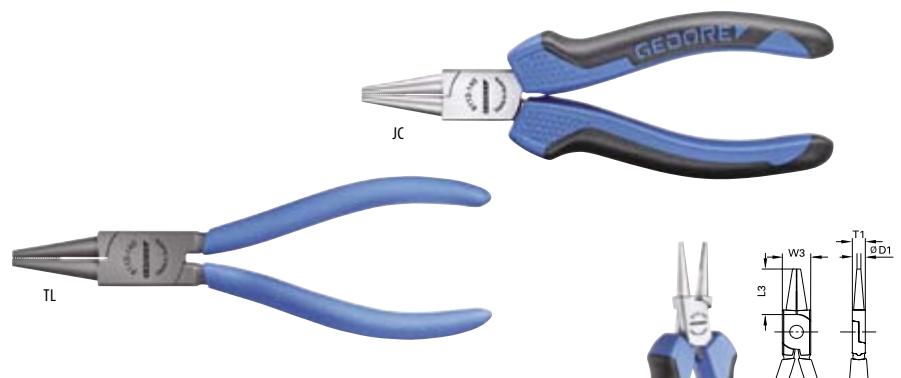


L	L ₃	W ₃	W ₄	T ₁		Code	No.
160	51	16.5	3.4	9	0.170	6715170	8120-160 JC
160	51	16.5	3.4	9	0.133	6710370	8120-160 TL

8112 ROUND NOSE PLIERS

serrated

- > Similar to DIN ISO 5745
- > Short jaws, serrated gripping faces
- > For gripping and bending
- > GEDORE special hardened and tempered steel, drop-forged, oil-hardened and annealed
- > JC = chrome-plated, with 2-component handles
- > TL = steel-grey, with blue dipped non-slip handles



L	L ₃	W ₃	D ₁	T ₁		Code	No.
140	29.0	17.0	2.5	8.5	0.146	6713390	8112-140 JC
140	28.5	16.5	2.5	8.5	0.110	6713200	8112-140 TL

VDE 8120 / VDE 8120 H

>585




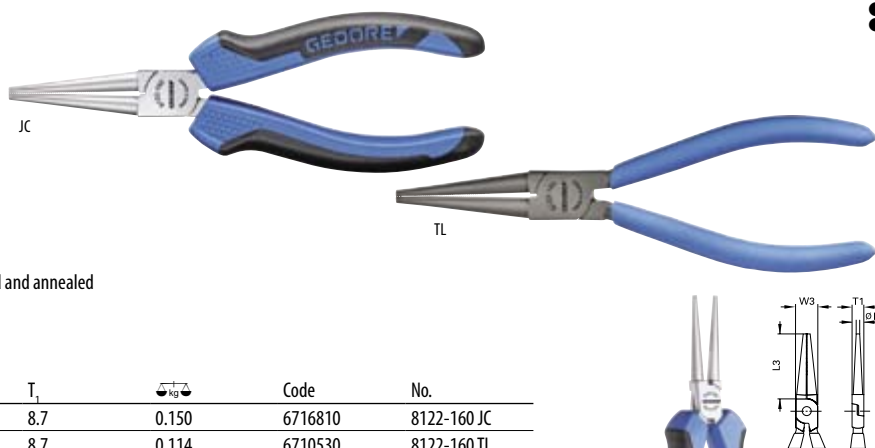
8122

ROUND NOSE PLIERS

serrated

- > Acc. to DIN ISO 5745
- > Long jaws, serrated gripping faces
- > For gripping and bending
- > GEDORE special hardened and tempered steel, drop-forged, oil-hardened and annealed
- > JC = chrome-plated, with 2-component handles
- > TL = steel-grey, with blue dipped non-slip handles

L	L ₃	W ₃	D ₁	T ₁		Code	No.
160	48	16.5	2.5	8.7	0.150	6716810	8122-160 JC
160	48	16.5	2.5	8.7	0.114	6710530	8122-160 TL





8132

TELEPHONE PLIERS

with cutting edge, serrated, straight pattern

- > Acc. to DIN ISO 5745
- > Long, flat-round jaws, straight gripping faces, serrated
- > For holding, gripping, bending and cutting
- > Induction-hardened precision cutting edges, hardness 61 - 63 HRC
- > GEDORE special hardened and tempered steel, drop-forged, oil-hardened and annealed
- > JC = chrome-plated, with 2-component handles
- > TL = steel-grey, with blue dipped non-slip handles

L	L ₃	W ₃	W ₄	T ₁	T ₂		Code	No.
140	42.0	15.0	2.5	7.8	2.0	0.125	6718860	8132-140 JC
140	42.0	15.0	2.5	7.8	2.0	0.104	6710610	8132-140 TL
160	50.0	16.5	3.2	9.0	2.5	0.166	6719240	8132-160 JC
160	50.0	16.5	3.2	9.0	2.5	0.129	6710880	8132-160 TL
200	75.7	18.5	3.7	9.5	2.8	0.225	6719670	8132-200 JC
200	75.7	18.5	3.7	9.5	2.8	0.186	6710960	8132-200 TL





8132 AB

BENT NOSE TELEPHONE PLIERS

with cutting edge, serrated, angled pattern

- > Similar to DIN ISO 5745
- > Long, flat-round jaws, angled gripping surfaces, serrated
- > 45° angled tips make gripping round the corner possible
- > Induction-hardened precision cutting edges, hardness 61 - 63 HRC
- > GEDORE special hardened and tempered steel, drop-forged, oil-hardened and annealed
- > JC = chrome-plated, with 2-component handles
- > TL = steel-grey, with blue dipped non-slip handles

L	L ₃	W ₃	W ₄	T ₁	T ₂		Code	No.
160	46.0	16.5	3.2	9.0	2.5	0.163	6720920	8132 AB-160 JC
160	46.0	16.5	3.2	9.0	2.5	0.125	6711180	8132 AB-160 TL
200	70.5	18.5	3.7	9.5	2.8	0.225	6721300	8132 AB-200 JC
200	70.5	18.5	3.7	9.5	2.8	0.190	6711260	8132 AB-200 TL



VDE 8122 / VDE 8122 H

>585



VDE 8132 / VDE 8132 H

>586




VDE 8132 AB / VDE 8132 AB H >586



8133 MULTIPLE PLIERS

- > Multifunctional pliers for the mechanical and electronic fields
- > Holding, cutting, insulation-stripping, crimping, squeezing
- > Flat-round jaws, straight gripping faces, serrated
- > For medium-hard wire, 1.6 mm
- > GEDORE special hardened and tempered steel, drop-forged, oil-hardened and annealed

- > JC = chrome-plated, with 2-component handles
- > TL = steel-grey, with blue dipped non-slip handles



Stripping of wire sizes
0.5/1.5/2.5 mm²

Crimping of conductor end-
sleeves 0.5-2.5 mm²



8133 MULTIPLE PLIERS

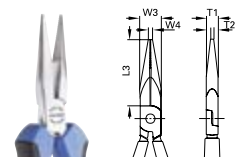

with cutting edge, serrated, straight pattern

↳ mm ▶	⚖️	Code	No.
180	0.180	6722110	8133-180 JC
200	0.200	2676079	8133-200 JC
180	0.160	1997394	8133-180 TL
200	0.180	2676087	8133-200 TL

8135 TELEPHONE PLIERS

without cutting edge, serrated, straight pattern

- > Acc. to DIN ISO 5745, straight pattern
- > Flat-round tapered jaws, cross-hatched gripping surfaces and fine-tipped nose
- > Also suitable as needle nose soldering pliers
- > GEDORE special hardened and tempered steel, drop-forged, oil-hardened and annealed
- > JC = chrome-plated, with 2-component handles
- > TL = steel-grey, with blue dipped non-slip handles



L	L ₁	W ₃	W ₄	T ₁	T ₂	⚖️	Code	No.
140	42	15.0	2.5	7.8	2.0	0.108	6722460	8135-140 TL
160	50	16.5	3.2	9.0	2.5	0.166	6722540	8135-160 JC
160	50	16.5	3.2	9.0	2.5	0.142	6722620	8135-160 TL

Mechanics Pliers

8136 MECHANICS PLIERS

without wire cutter, straight pattern

- > Acc. to DIN ISO 5745
- > Flat-round tapered jaws, cross-hatched gripping surfaces
- > For holding, gripping and bending
- > Fine-tipped nose, for safe work in confined spaces
- > GEDORE special hardened and tempered steel, drop-forged, oil-hardened and annealed

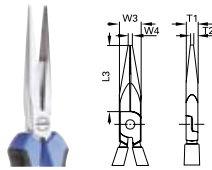
- > JC = chrome-plated, with 2-component handles
- > TL = steel-grey, with blue dipped non-slip handles



JC



TL



L	L ₂	W ₃	W ₄	T ₁	T ₂		Code	No.
200	75.7	18.5	3.7	9.5	2.8	0.241	6722700	8136-200 JC
200	75.7	18.5	3.7	9.5	2.8	0.201	6722890	8136-200 TL

8136 AB MECHANICS PLIERS


without wire cutter, angled pattern

- > Similar to DIN ISO 5745
- > Flat-round tapered jaws, cross-hatched gripping surfaces
- > 45° angled tips make gripping round the corner possible
- > Fine-tipped nose, for safe work in confined spaces
- > GEDORE special hardened and tempered steel, drop-forged, oil-hardened and annealed

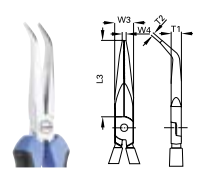
- > JC = chrome-plated, with 2-component handles
- > TL = steel-grey, with blue dipped non-slip handles



JC



TL

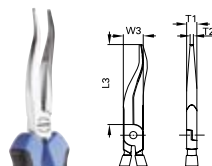


L	L ₂	W ₃	W ₄	T ₁	T ₂		Code	No.
200	70	18.5	3.7	9.5	2.8	0.239	6722970	8136 AB-200 JC
200	70	18.5	3.7	9.5	2.8	0.201	6723000	8136 AB-200 TL

8137 MECHANICS PLIERS

without wire cutter, offset pattern

- > Flat-round tapered jaws, cross-hatched gripping surfaces
- > Fine-tipped nose
- > Gently-curved jaws enable holding and gripping to be done in inaccessible places
- > GEDORE special hardened and tempered steel, drop-forged, oil-hardened and annealed
- > JC = chrome-plated, with 2-component handles

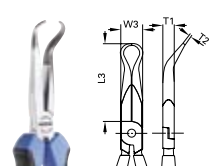


L	L ₂	W ₃	T ₁	T ₂		Code	No.
200	74	18.5	9.5	2.8	0.231	6723190	8137-200 JC

8138 MECHANICS PLIERS

without wire cutter, 30° angled

- > 30° angled flat-round tapered, hooked jaws, cross-hatched gripping surfaces 30°, fine-tipped nose
- > For safe gripping, positioning and loosening of round, oval and angular parts
- > Ideal for spark plug connectors and all kinds of hoses (e.g. radiator hoses)
- > GEDORE special hardened and tempered steel, drop-forged, oil-hardened and annealed
- > JC = chrome-plated, with 2-component handles



L	L ₂	W ₃	T ₁	T ₂		Code	No.
200	68	18.5	9.5	2.8	0.234	6723350	8138-200 JC



Cable cutter

8317

BOWDEN CABLE CUTTER/WIRE ROPE CUTTER

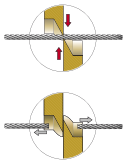


- > Crimping of bowden-cable sleeves and end-sleeves 1.5 mm and 2 mm
- > For cutting wire rope up to 2 mm diameter and bowden-cable sleeves up to 5 mm diameter as well as for medium-hard wire
- > With opening spring, transport lock and width adjustment
- > Induction-hardened cutting edges

- > Innovative GEDORE cutting form produces a precision cut
- > Low overall weight

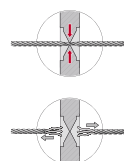


l-mm		Code	No.
170	0.150	2011638	8317-160 JC

GEDORE
WIRE ROPE CUTTER

- > Shearing cut - the cutting plates slide past each other and in this way dissect the material.
- > The wire rope is cleanly cut and retains its circular cross-section. It does not fan out.

BOLT CUTTER



- > Notch cut; the cutters press into the material and create a notch. The material is compacted and thus separated.
- > The wire rope is compressed and thus loses its circular cross-section at the cut. The wire rope fans out as a result.

**Splicing:**

- > The old seafaring ability to separate the rope into its individual strands so as to then braid them into a loop or lengthen the rope with another rope without knotting.

Fanning out:

- > Fanning out - that is separating off into individual strands - is not wanted when cutting wire ropes. It is a very laborious business to splice wire ropes. That is why more up-to-date ways are available to incorporate loops in wire ropes. However, they require a smooth cut without any spliced strands.

8320 JC
WIRE ROPE CUTTER**Execution:**

- > Easy-to-change cutting plates
- > Cutting plates of powder metallurgical high-speed steel (HSS). Manufactured in the MIM process (Metal Injection Molding)
- > Extremely high durability compared to traditional wire rope cutters
- > Extremely soft shearing cut reliably prevents the wire rope from fanning out
- > Tip: Can be operated with one hand of an average size up to a 5 mm Ø. Therefore optimally suited as shears in an emergency at sea.

Jaws/Cutting edges:

- > Specially arched cutting edges
- > Easy to replace cutting plates if worn
- > Hardness 62 - 65 HRC
- > Low force needed due to the optimum cutting-edge geometry
- > Two integrated press profiles for Bowden cable terminal sleeves and cable end sleeves

Cutting performance:

- > Wire ropes up to 1800 N/mm² with max. 6 mm Ø
- > (e.g. stainless steel wire ropes, wire ropes with steel and textile cores, Bowden cables, shears)
- > Wire up to 750 N/mm² with max. 4 mm Ø
- > (e.g. nails/wire nails, screws, bolts, ceiling banners)
- > Single- and multi-core copper and aluminium cables with max. 6 mm Ø

Joint:

- > Adjustable joint for precise cutting plate guidance
- > Latch to prevent unwanted opening

Handles:

- > JC = with 2-component handles

Material/Finish:

- > Plier body hot drop-forged
- > Chrome-plated



l-mm		Code	No.
200	0.480	2788799	8320-200 JC

E-8320
SET OF SPARES FOR WIRE ROPE CUTTER

- > Consisting of: 2 cutting plates, 2 screws, 1 TORX® cranked socket key

Code	No.
2830779	E-8320-200

Cable Shears

NEW

8090 CABLE SHEARS

- > For cutting single, multiple and fine-wire copper and aluminium cables up to Ø 15 mm / 50 mm²
- > An easy precision-type cut
- > One-handed operation
- > No cable squeezing or deformation
- > Not suitable for steel wire, wire rope and hard-drawn copper wire
- > Opening spring for fatigue-free working
- > Cutting edges additionally inductively hardened
- > Precision ground for optimum action, new cutting-edge geometry
- > Adjustable screw joint with finger protection
- > Special hardened and tempered steel, forged, gun-metal finish, with dipped handle grips



mm ²	Ø	↳ mm ▶	↳ "inch ▶	⚖️ kg	Code	No.
50	15	170	6.3/4	0.210	2959720	8090-170 TL

8092 CABLE SHEARS

- > Max. cutting capacity Ø 10 mm²
- > For cutting multi-core copper and aluminium cables up to Ø 10 mm
- > Precision ground for optimum action, new cutting-edge geometry
- > Not suitable for steel wire and hard copper
- > Hardness 55 HRC
- > Special hardened and tempered steel, forged, ground, with dipped handle grips



mm ²	Ø	↳ mm ▶	↳ "inch ▶	⚖️ kg	Code	No.
10/50	10	160	6.1/2	0.180	2878356	8092-160 TL

8093 CABLE SHEARS

- > For cutting multi-core copper and aluminium cables up to Ø 27 mm
- > Not suitable for wire ropes and steel wire
- > New cutting-edge geometry for a clean, smooth cut
- > Optimum lever action requires less effort
- > Compact design, low weight
- > Cutter head made from forged special tool steel
- > High-strength tubular aluminium handles, powder-enamelled, with rubber grips



Ø	mm ²	↳ mm ▶	↳ "inch ▶	⚖️ kg	Code	No.
27	150	505	20	1.056	6724830	8093

8094 CABLE SHEARS

- > For cutting multi-core copper and aluminium cables up to Ø 20 mm
- > When using first and final cuts, the diameter increases to Ø 25 mm
- > The handle width remains within the range of ergonomic single-hand operation
- > First cut: Use the front blade to cut the cable sheath
- > Final cut: Place the cable in the back blade and separate the wire(s)
- > Cutting edges additionally inductively hardened
- > Precision ground for optimum action, new cutting-edge geometry
- > Adjustable screw joint with finger protection
- > Not suitable for steel wire or hard-drawn copper wire
- > Special hardened and tempered steel, forged, gun-metal finish, with dipped handle grips



Ø	mm ²	↳ mm ▶	↳ "inch ▶	⚖️ kg	Code	No.
20	70	200	8.1/2	0.329	6724910	8094


VDE 8094

>580



8095 CABLE SHEARS

- > Shear's head in stainless steel, opens automatically
- > With impact-resistant plastic handles
- > With practical closure
- > For wire up to 10 mm²



mm ²	↳ mm ▶	↳ "inch ▶	⚖️ kg	Code	No.
10	160	6.1/2	0.134	6707820	8095-160



Stripping Pliers

8097 STRIPPING PLIERS

automatic

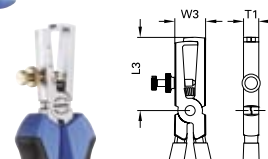
- > With V-shaped cutting knife
- > For stripping single-strand conductors 0.2 - 6.0 mm²
- > Adjustable stripping length
- > With wire cutter up to 2 mm



mm	inch	mm ²	kg	Code	No.
200	8	0,2-6	0.193	6702940	8097

8098 STRIPPING PLIERS

- > Opens automatically, with spring and adjusting screw
- > V-shaped cutting jaws for stripping the plastic insulation of single- and multi-core conductors
- > Adjuster and counter screws for easy setting to the desired wire or flex diameter
- > For 0.8 - 6.0 mm wires²
- > GEDORE special hardened and tempered steel, drop-forged, oil-hardened and annealed
- > JC = chrome-plated, with 2-component handles
- > TL = steel-grey, with blue dipped non-slip handles



L	L ₁	W ₁	T ₁	mm ²	kg	Code	No.
160	43.5	18.5	8.5	0,8-6	0.198	6708630	8098-160 JC
160	43.5	18.5	8.5	0,8-6	0.153	6710020	8098-160 TL

8099 STRIPPING PLIERS STRIP-FIX

- > Self-adjusting, for wires 0.5 - 5.0 mm²
- > V-shaped cutting jaws for stripping the plastic insulation of single and multi-core conductors
- > GEDORE special hardened and tempered steel, drop-forged, oil-hardened and annealed
- > JC = chrome-plated, with 2-component handles
- > Pair of spare knives no. E-8099

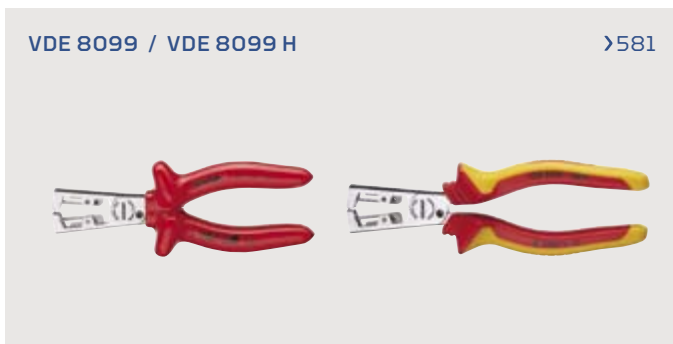


mm	inch	mm ²	kg	Code	No.
160	6.1/2	0,5-5	0.217	6709520	8099-160 JC

E-8099 PAIR OF SPARE KNIVES

for stripping pliers STRIP-FIX

kg	Code	No.
0.012	5709580	E-8099




VDE 8099 / VDE 8099 H

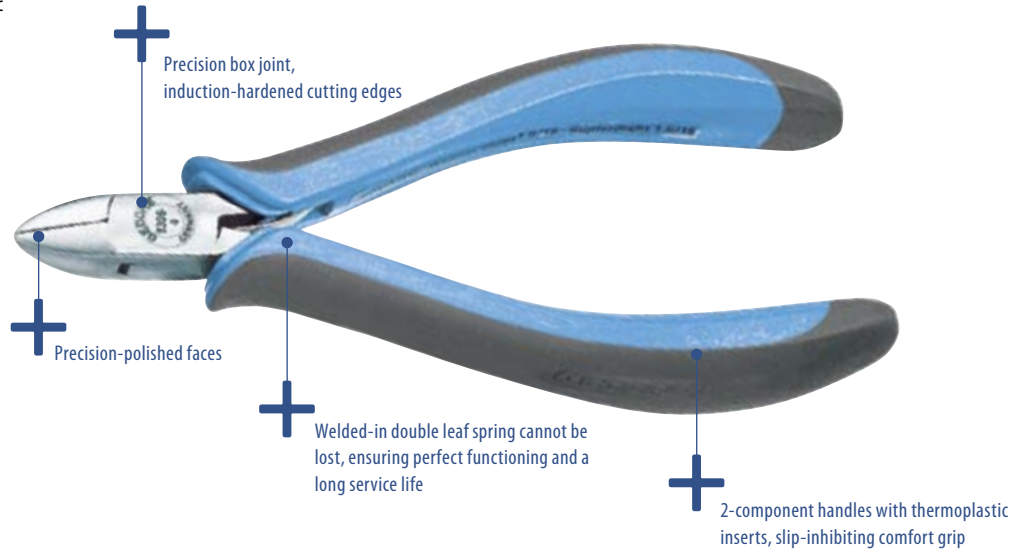
>581

Electronic Pliers

ELECTRONIC PLIERS



- > For bending, straightening and assembly work in the electronic and precision mechanical sector
- > GEDORE ESD-electronic-pliers dissipate electrostatic energy in a slow, controlled manner
- > Surfaces: Ground-steel - no flaking chrome parts to cause faults in electronic circuitry



ESD = electrostatic discharge protection
BL [JL] = Jaw length
SL [CL] = Cutting edge length

ATTENTION! SAFETY NOTE!

- > Due to the conductivity of the ESD 2-component handles, these tools must not be brought into contact with live conductors passing a voltage sufficient to cause an electric shock.



CARE REGULATION

- > For safety reasons ESD pliers are not coated with chrome.
- > The surface of the pliers is of polished steel and therefore is at the mercy of corrosion.
- > As such, the surfaces of these pliers must be cleaned with a cloth at least 1x a day either during or after the work.
- > We would recommend our 8305 MT microfibre cloth

S 8305 ESD ELECTRONIC PLIERS SET

6 pieces

- > Dimensions: L 230 x W 165 x H 55 mm
- > With microfibre cloth 8305 MT



Contents

8305-9
8306-6
8307-3

8307-4
8306-1

8308-1
E-8305 MT

0,680

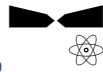
Code
1955551

No.
S 8305 ESD

Electronic side cutters

Induction-hardened precision cutting edges, 61-63 HRC

8306-1 ELECTRONIC SIDE CUTTER

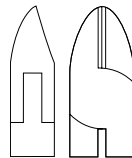



- > Oval head, with bevel
- > Induction-hardened precision cutting edges, 61 - 63 HRC

Cutting values:

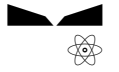
- > Hard wire: 0.4 mm/AWG 26
- > Soft steel: 1.0 mm/AWG 18
- > Copper wire: 1.5 mm/AWG 15

- > ESD = electrostatic discharge protection



CL	↳ mm ↲	⚖	Code	No.
12	125	0.080	6726450	8306-1

8306-2 MINIATURE ELECTRONIC SIDE CUTTER

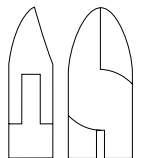



- > Short, oval head, with fine bevel
- > Induction-hardened precision cutting edges, 61 - 63 HRC

Cutting values:

- > Soft steel: 0.6 mm/AWG 22
- > Copper wire: 1.2 mm/AWG 16

- > ESD = electrostatic discharge protection



CL	↳ mm ↲	⚖	Code	No.
9	120	0.071	6726530	8306-2

8306-4 ELECTRONIC SIDE CUTTER

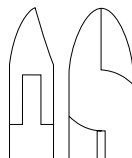


- > Oval head, with fine bevel
- > Induction-hardened precision cutting edges, 61 - 63 HRC

Cutting values:

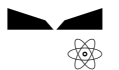
- > Soft steel: 1.0 mm/AWG 18
- > Copper wire: 1.5 mm/AWG 15

- > ESD = electrostatic discharge protection



CL	↳ mm ↲	⚖	Code	No.
14	125	0.081	6727180	8306-4

8306-5 MINIATURE ELECTRONIC SIDE CUTTER

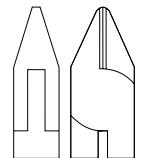


- > Pointed head, with fine bevel
- > Induction-hardened precision cutting edges, 61 - 63 HRC

Cutting values:

- > Hard wire: 0.4 mm/AWG 26
- > Soft steel: 1.0 mm/AWG 18
- > Copper wire: 1.2 mm/AWG 16

- > ESD = electrostatic discharge protection



CL	↳ mm ↲	⚖	Code	No.
12	125	0.079	6727340	8306-5

8306-6 MINIATURE ELECTRONIC SIDE CUTTER



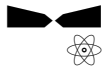
- > Short, head pointed and flattened (relief-milled), with fine bevel
 - > Induction-hardened precision cutting edges, 61 - 63 HRC
- Cutting values:**
- > Soft steel: 0.6 mm/AWG 22
 - > Copper wire: 1.0 mm/AWG 18

> ESD = electrostatic discharge protection



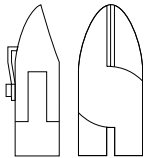
CL	l mm	kg	Code	No.
10	120	0.072	6727500	8306-6

8306-8 MINIATURE ELECTRONIC SIDE CUTTER



- > With wire gripper
 - > Oval head, with bevel
 - > Induction-hardened precision cutting edges, 61 - 63 HRC
- Cutting values:**
- > Hard wire: 0.4 mm/AWG 26
 - > Soft steel: 1.0 mm/AWG 18
 - > Copper wire: 1.5 mm/AWG 15

> ESD = electrostatic discharge protection

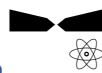


CL	l mm	kg	Code	No.
13	125	0.076	6727930	8306-8

Electronic side cutter carbide

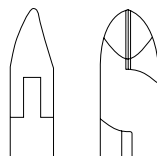
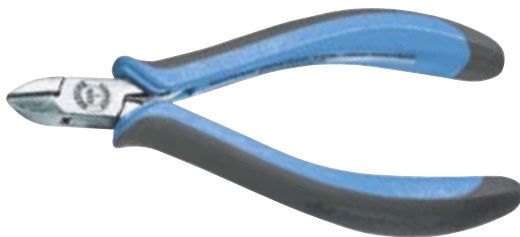
Tungsten-carbide cutting edges induction-hardened, 84-86 HRA

8306-7 ELECTRONIC SIDE CUTTER CARBIDE



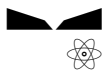
- > Oval head, with bevel
 - > Tungsten-carbide cutting edges for an extremely long service life
 - > Hardness 84 - 86 HRA
- Cutting values:**
- > Piano wire: 0.6 mm/AWG 22
 - > Hard steel: 1.0 mm/AWG 18
 - > Nickel wire: 1.2 mm/AWG 16

> ESD = electrostatic discharge protection

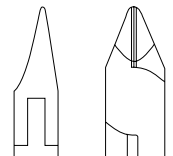


CL	l mm	kg	Code	No.
11	125	0.076	6727770	8306-7

8306-9 ELECTRONIC SIDE CUTTER CARBIDE



- > Tungsten-carbide cutting edges for an extremely long service life
 - > Hardness 84 - 86 HRA
 - > Pointed, slim head for work in confined spaces
 - > Without bevel
- Cutting values:**
- > Piano wire: 0.3 mm
 - > Hard steel: 0.5 mm
- > Nickel wire: 0.6 mm
 - > Especially for cutting SMD components
 - > With opening spring
 - > ESD = electrostatic discharge protection



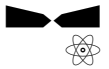
CL	l mm	kg	Code	No.
11	125	0.076	1743414	8306-9



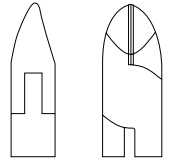
8306-10

ELECTRONIC SIDE CUTTER

CARBIDE



- > Oval head, with special bevel, especially suitable for cutting glass fibre and Kevlar®
- > Tungsten-carbide cutting edges for an extremely long service life
- > Hardness 84 - 86 HRA
- > With opening spring
- > ESD = electrostatic discharge protection
- > Kevlar® is a registered trademark of the company DuPont



CL	↳ mm ↳	⚖️	Code	No.
11	125	0.077	1743422	8306-10

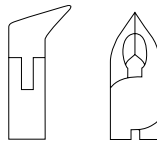
Electronic diagonal cutters and end nippers

8308-1

ELECTRONIC MINI DIAGONAL CUTTER



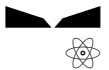
- > Pointed head, cutting edges angled 55°, with fine bevel
 - > For working in confined spaces
 - > Induction-hardened precision cutting edges, hardness 61 - 63 HRC
 - > With opening spring
 - > ESD = electrostatic discharge protection
- Cutting values:**
- > Hard steel: 0.4 mm/AWG 26
 - > Soft steel: 1.0 mm/AWG 18
 - > Copper wire: 1.2 mm/AWG 16




CL	↳ mm ↳	⚖️	Code	No.
12	125	0.076	1743600	8308-1

8308-3

ELECTRONIC DIAGONAL CUTTER



- > Wide head and long cutting faces, with fine bevel
 - > Cutting edges angled 55°
 - > Head ground to a point on one side
 - > For working in confined spaces
 - > Induction-hardened precision cutting edges, hardness 61 - 63 HRC
- Cutting values:**
- > Hard steel: 0.4 mm/AWG 26
 - > Soft steel: 1.0 mm/AWG 18
 - > Copper wire: 1.5 mm/AWG 15
 - > With opening spring
 - > ESD = electrostatic discharge protection



CL	↳ mm ↳	⚖️	Code	No.
15	135	0.094	1743627	8308-3

8308-4

ELECTRONIC END CUTTING NIPPER



- > Wide head and long cutting faces, with fine bevel
 - > High cutting performance
 - > Induction-hardened precision cutting edges, hardness 61 - 63 HRC
 - > With opening spring
 - > ESD = electrostatic discharge protection
- Cutting values:**
- > Hard steel: 0.4 mm/AWG 26
 - > Soft steel: 1.0 mm/AWG 18
 - > Copper wire: 1.5 mm/AWG 15



CL	↳ mm ↳	⚖️	Code	No.
15	135	0.098	1743635	8308-4

Needle nose electronic pliers

8305-2 NEEDLE NOSE ELECTRONIC PLIERS



- > Extra long, half-round jaws, with file-cut surface
- > ESD = electrostatic discharge protection

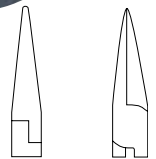



JL	mm	kg	Code	No.
39	165	0.111	6725480	8305-2

8307-4 NEEDLE NOSE ELECTRONIC PLIERS



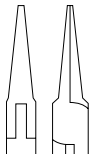
- > Slim, narrow, flat-round tapered jaws
- > Smooth-ground gripping faces
- > With opening spring
- > ESD = electrostatic discharge protection



JL	mm	kg	Code	No.
31	145	0.074	1743562	8307-4

8305-6 FINE NEEDLE NOSE ELECTRONIC PLIERS

- > Extra slim jaws and fine point
- > Without file-cut
- > ESD = electrostatic discharge protection



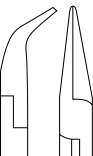
JL	mm	kg	Code	No.
40	160	0.101	6725720	8305-6

Needle nose electronic pliers 45° angled

8307-3 NEEDLE NOSE ELECTRONIC PLIERS



- > Slim, narrow, flat-round tapered jaws, angled 45°
- > Gripping faces with fine file cut
- > With opening spring
- > ESD = electrostatic discharge protection

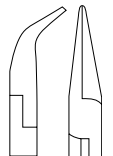


JL	mm	kg	Code	No.
22	140	0.081	1743554	8307-3

8307-7 LONG NOSE ELECTRONIC PLIERS



- > Extra long, flat-round tapered jaws, angled 45°
- > For bending and straightening jobs
- > Smooth-ground gripping faces
- > With opening spring
- > ESD = electrostatic discharge protection



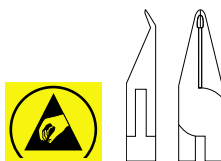

JL	mm	kg	Code	No.
35	165	0.113	1743597	8307-7

Special electronic pliers

8305-7 ELECTRONIC DIAGONAL CUTTER



- > 30° angled cutting edges, with fine bevel
- > With slim head for confined spaces
- Cutting values:**
- > Soft steel: 0.6 mm/AWG 22
- > Copper wire: 0.8 mm/AWG 20
- > ESD = electrostatic discharge protection

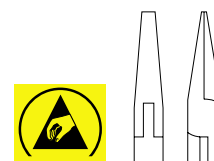


CL	mm	kg	Code	No.
6	135	0.073	6725990	8305-7

8305-9 FLAT NOSE ELECTRONIC PLIERS



- > Straight pattern
- > Without file-cut
- > ESD = electrostatic discharge protection

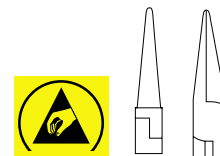



JL	mm	kg	Code	No.
23	135	0.073	6726370	8305-9

8308-6 ROUND NOSE ELECTRONIC PLIERS



- > For delicate work in the electronic sector, suitable for Kevlar®
- > Long service life
- > Tips tapering to Ø 1 mm, without file-cut
- > ESD = electrostatic discharge protection
- > Kevlar® is a registered trademark of the company DuPont



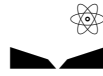
JL	mm	kg	Code	No.
20	135	0.078	1743651	8308-6

Miniature Electronic Pliers

Made from high-performance hardened and tempered steel
Induction-rehardened cutting edges, 59-61 HRC, faces phosphated

With opening spring
2-component handles with secure-grip hand protection

8350-2 MINIATURE ELECTRONIC SIDE CUTTER



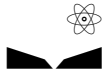
- > Sharp, narrow needle-point head
- > Cutting edges angled 21°, without bevel

Cutting values:
> Copper wire: max. 0.8 mm / AWG 20



CL	mm	kg	Code	No.
8	132	0.073	1828967	8350-2

8350-3 MINIATURE ELECTRONIC SIDE CUTTER



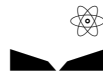
- > Sharp, narrow needle-point head
- > With wire-grip clamp
- > Cutting edges angled 21°, without bevel

Cutting values:
> Copper wire: max. 1.0 mm / AWG 18



CL	mm	kg	Code	No.
8	132	0.082	1828975	8350-3

8350-5 MINIATURE ELECTRONIC DIAGONAL END CUTTING NIPPERS



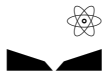
- > Wide, needle-point head
- > Cutting edges angled 48°, without bevel

Cutting values:
> Copper wire: max. 1.3 mm / AWG 16



CL	mm	kg	Code	No.
8	136	0.085	1828991	8350-5

8350-6 MINIATURE ELECTRONIC SIDE CUTTER



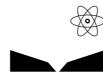
- > Wide, needle-point head
- > Cutting edges angled 21°, without bevel

Cutting values:
> Copper wire: max. 1.3 mm / AWG 16
> Medium-hard wire: max. 1.0 mm / AWG 18



CL	mm	kg	Code	No.
8	138	0.094	1829009	8350-6

8350-7 MINIATURE ELECTRONIC SIDE CUTTER



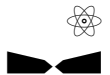
- > Wide, needle-point head
- > Cutting edges angled 21°, without bevel

Cutting values:
> Copper wire: max. 1.3 mm / AWG 16



CL	mm	kg	Code	No.
8	138	0.086	1829017	8350-7

8350-8 MINIATURE ELECTRONIC SIDE CUTTER



Power Line

- > Fabric insert for increased strength
- > Wide, needle-point head
- > Cutting edges angled 21°, with fine bevel

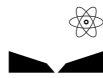
Cutting values:
> Copper wire: max. 2.0 mm / AWG 12
> Medium-hard wire: max. 1.6 mm / AWG 14



CL	mm	kg	Code	No.
12	140	0.110	1829025	8350-8



8350-9 MINIATURE ELECTRONIC SIDE CUTTER



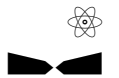
- > Wide, needle-point head
- > With wire-grip spring
- > Cutting edges angled 21°, without bevel

- Cutting values:**
- > Copper wire: max. 1.3 mm / AWG 16
 - > Medium-hard wire: max. 1.0 mm / AWG 18



CL	↳ mm	⚖️	Code	No.
10	138	0.094	1829033	8350-9

8351-1 MINIATURE ELECTRONIC SIDE CUTTER



Power Line

- > Tungsten-carbide technology for heavy continuous use
- > Cutting edges angled 21°, with fine bevel, hardness 62 HRC

- Cutting values:**
- > Copper wire: max. 2.0 mm / AWG 12
 - > Medium-hard wire: max. 1.6 mm / AWG 14
 - > Piano wire: max. 0.6 mm / AWG 22



CL	↳ mm	⚖️	Code	No.
8	137	0.109	1829041	8351-1

8352-1 MINIATURE ELECTRONIC NEEDLE NOSE PLIERS



- > Short, narrow, smooth jaws
- > Surface phosphated



JL	↳ mm	⚖️	Code	No.
20	145	0.090	1829068	8352-1

8352-2 MINIATURE ELECTRONIC FLAT NOSE PLIERS



- > Long, narrow, smooth jaws



JL	↳ mm	⚖️	Code	No.
32	158	0.094	1829076	8352-2

8352-3 MINIATURE ELECTRONIC NEEDLE NOSE PLIERS



- > Long, narrow, serrated jaws
- > Cutting edges angled 45°



JL	↳ mm	⚖️	Code	No.
35	152	0.092	1829084	8352-3

8353-1 MINIATURE ELECTRONIC WIRE STRIPPING PLIERS



- > Multipurpose tool for cutting, stripping and terminal crimping



JL	↳ mm	mm ²	AWG	⚖️	Code	No.
40	175	0,25-0,81	30-20	0.126	1829092	8353-1

Accessories

8353-2

INSULATING VARNISH STRIPPER

- > For removing insulating varnish
- > Plastic handles
- > Strips wires 0.6 mm² / AWG 22



↳ mm ↳	mm ²	AWG	⚖️	Code	No.
125	0,6	22	0.047	1828924	8353-2

8353-3

WIRE STRIPPING KNIFE

- > For cable sizes 4-16 mm



∅	↳ mm ↳	⚖️	Code	No.
4-16	140	0.087	1828932	8353-3

8354-1

DE-SOLDER TOOL

- > With suction action for removing solder residues when de-soldering electronic components



↳ mm ↳	⚖️	Code	No.
220	0.096	1828940	8354-1

Stripping Tools

8147

HEAVY-DUTY CABLE STRIPPING TOOL

- > Professional wire stripping tool with 2 cable hooks
- > Compact and user-friendly, even in the most difficult conditions
- > For cables (up to 40 mm ∅) with any kind of insulation
- > Blade can be locked in one of three positions (circular, straight or spiral cuts)
- > Cable capacity: 4.5 - 40 mm ∅
- > Insulation thickness: up to 4.5 mm

Dimensions:

- > with small cable hook: 150 x 42 x 30.5 mm
- > with large cable hook: 167 x 52 x 30.5 mm
- > E-8147 = Spare blade



∅	⚖️	Code	No.
4,5-40	0.196	1830856	8147

⚖️	Code	No.
0.002	1884719	E-8147



8146 STRIPPING PLIERS

with exchangeable module inserts, self-adjusting

- > Self-adjusting cutting and stripping tool (No. 8146) for modern electrical installations and equipment circuitry (90 % of all wires can be stripped without any adjustment of the tool)
- > The use of easily exchangeable module inserts allows accurate stripping of a wide range of insulation materials, including PVC and PTFE, with just one tool
- > Flat blade included in delivery
- > Dimensions: 191 x 123 x 20 mm

Stripping capacity:

- > 8146-1 with flat blade: 0.02-10 mm² / AWG 34-8 (for PVC insulation)
- > 8146-2 with round blade: 4-16 mm² / AWG 10-5
- > 8146-3 with V blade: PTFE 0.1-4 mm² / AWG 28-12 (for all types of insulation)

Cutting values:

- > Flexible wires up to 10 mm² / AWG 8
- > Rigid wires up to 1.5 mm² / AWG 16



8146




8146-1



8146-2




8146-3

Description	mm ²	AWG		Code	No.
Stripping pliers incl. module insert 8146-1	0,02-10	34-8	0.180	1830805	8146
Module insert with flat blade	0,02-10	34-8	0.015	1830813	8146-1
Module insert with round blade	4-16	10-5	0.016	1830821	8146-2
Module insert with V-blade	0,1-4	28-12	0.016	1830848	8146-3

8139 CABLE END-SLEEVE PLIERS

- > For the simple pressing of conductor end-sleeves as per DIN 46228
- > With a V-block for stripping and cutting soft wire
- > In heat-treated steel as per DIN
- > TL = chrome-plated, with blue dipped handle protectors



mm ²	↳ mm	↳ inch		Code	No.
0,25-2,5	155	6	0.186	6723510	8139-155TC
0,5-16	220	8.1/2	0.314	6723780	8139-220TC

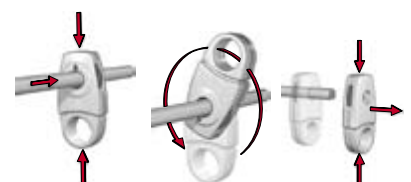
8148 PRECISION STRIPPING TOOL


for data cables

- > User-friendly, easy to handle, all-round cut
- > Precision adjustment of cutting depth (adjuster wheel with 9 positions)
- > Replaceable blade
- > Safe, rounded, pocket design
- > Stripping capacity: 2.5 - 11 mm
- > Insulation thickness: up to 1.0 mm

Dimensions:

- > 90.5 x 39.5 x 19 mm
- > E-8148 = Spare blade



∅		Code	No.
2,5-11	0.043	1830864	8148
0.002		1884727	E-8148

Precision Crimp Wrenches

8141 PRECISION CRIMP WRENCH

for conductor end-sleeves

- > Flexible and lightweight
- > For right and left-handers
- > Positive locking to ensure crimping completion
- > Releasing mechanism to remove incorrect crimping and blockades
- > Precision eccentric setting for constant crimp quality and calibrating function

Field of application:

- > Self-adjusting from 0.5 to 6 mm² / AWG 22- AWG 10



mm ²	↳ mm ↳	↳ inch ↳	⚖️ kg	Code	No.
0,5-6	197	7,75	0.423	1830759	8141

8142 PRECISION CRIMP WRENCH

for insulated terminals

- > Unique mechanism ensures a marked reduction of hand force as against other crimping tools
- > Flexible and lightweight
- > For right and left-handers
- > Positive locking to ensure crimping completion
- > Releasing mechanism to remove incorrect crimping and blockades
- > Precision eccentric setting for constant crimp quality and calibrating function

Field of application:

- > 1: 0.5-1.0 mm² / 20-18 AWG
- > 2: 1.5-2.5 mm² / 16-14 AWG
- > 3: 4.0-6.0 mm² / 12-10 AWG



mm ²	↳ mm ↳	↳ inch ↳	⚖️ kg	Code	No.
0,5-6	255	10,04	0.626	1830767	8142

8152 - 8153 CRIMP WRENCH

for big terminals

- > Ratchet mechanism developed for uniform, reliable crimping of non-insulated crimp lug terminals to conductors and to secure completed crimping cycles and positive locking
- > Assymetrical press inserts for optimal termination
- > The press inserts mark the connector, to allow the correct use of the tool to be checked
- > Long handles enable double-handed use and effortless crimping



8152



8153



mm ²	AWG	↳ mm ↳	⚖️ kg	Code	No.
4-25	12-3	300	0.650	2010313	8152
10-75	7-2/0	500	2.800	2010321	8153



Crimping Pliers

8155 CRIMP WRENCH


for insulated connector

- > For red, blue and yellow insulated connectors, such as cable terminals, pin cable terminals, flat plugs, flat sockets, round plugs, round sockets, push connectors and parallel connectors
- > Easy to handle
- > Releasable positive locking
- > Kind-to-hands formed handles
- > GEDORE special steel, gun-metal finish

Field of application:

- > 1: 0.5-1.0 mm² / 20-18 AWG
- > 2: 1.5-2.5 mm² / 16-14 AWG
- > 3: 4.0-6.0 mm² / 12-10 AWG



mm ²	AWG	L	W		Code	No.
0,5-6	20-10	220	80	0.480	2836823	8155

8156 CRIMP WRENCH


for non-insulated contacts

- > For non-insulated contacts with open crimping sleeve, such as flat plugs F 2.8; F4.8; F6.3 and F 9.5
- > Easy to handle
- > Releasable positive locking
- > Kind-to-hands formed handles
- > GEDORE special steel, gun-metal finish

Field of application:

- > 1: 0.25-0.5 mm² / 24-20 AWG
- > 2: 0.5-1.0 mm² / 20-18 AWG
- > 3: 4.0-6.0 mm² / 12-10 AWG
- > 4: 1.5-2.5 mm² / 16-14 AWG



mm ²	AWG	L	W		Code	No.
0,25-6	24-10	220	80	0.510	2836831	8156

8157 CRIMP WRENCH


for cable lugs

- > For non-insulated contacts with closed crimping sleeve (W pressing) up to 16 mm² / AWG 6 and tubular cable lugs up to 10 mm² / AWG 6
- > Easy to handle
- > Releasable positive locking
- > Kind-to-hands formed handles
- > GEDORE special steel, gun-metal finish

Field of application:

- > 1: 0.1-0.35 mm² / 26-22 AWG
- > 2: 0.5-1.0 mm² / 20-18 AWG
- > 3: 1.5-2.5 mm² / 16-14 AWG
- > 4: 4.0-6.0 mm² / 12-10 AWG
- > 5: 10.0-16.00 mm² / 8-6 AWG



mm ²	AWG	L	W		Code	No.
0,1-16	26-6	220	80	0.470	2836858	8157

Crimp Wrench modular



ADVANTAGES:

- › Reliable: parallel action ensures precision crimping
- › Easy to handle: components kept in view throughout the crimping process, easily accessible release function allows quick change of insert modules without the use of additional tools
- › Comfortable: lightweight, plastic-sheathed tool frame for comfort grip - even at low temperatures
- › Practical: insert modules, easy to change and clearly labelled, supplied in pairs on a pin in a storage box to prevent loss (storage boxes interconnect - like in a jigsaw puzzle)
- › Versatile and economical: just one tool base frame can be used with all the various insert modules to carry out a wide range of crimping processes, including heavy plug and socket connectors, coaxial connectors, optic fibres and RJ45 plugs.



CHANGING OF THE CRIMPING INSERTS

- › By pressing the release of the crimping insert you can easily remove the crimping insert.
- › Remove the crimping insert and put in the required crimping insert while pressing down the release.



8140 MODULAR CRIMP WRENCH

- › Professional ratchet crimping pliers for most types of mechanical, electrical and electronic connectors
- › Dimensions: L 234 x H 64 x W 24 mm
- › Just one tool base frame (No. 8140) can be used with all insert modules
- › Module inserts changeable without tools



↳ mm ↳

234

kg

0.557

Code

1830546

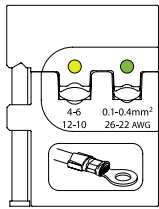
No.

8140

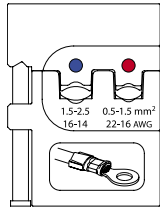


8140-01/-02 MODULE INSERT

for insulated terminals




8140-01



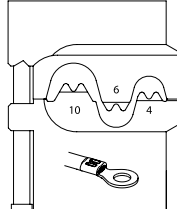
8140-02



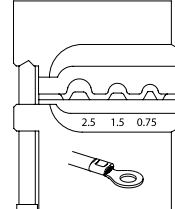
mm ²	AWG		Code	No.
0,1-0,4 + 4-6	26-22 + 12-10	0.075	1830554	8140-01
0,5-1,5 + 1,5-2,5	22-16 + 16-14	0.068	1830562	8140-02

8140-03/-04/-05 MODULE INSERT

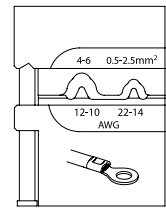
for non-insulated terminals



8140-03




8140-04



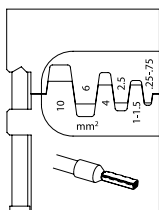
8140-05



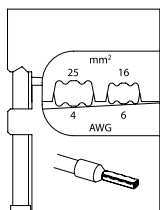
mm ²	AWG		Code	No.
4-6-10	12-10-8	0.056	1830570	8140-03
0,75-1,5-2,5		0.076	1830589	8140-04
0,5-2,5 + 4-6	22-14 + 12-10	0.056	1830597	8140-05

8140-06/-07/-08 MODULE INSERT

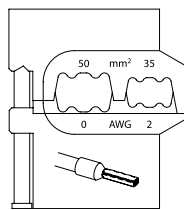
for conductor end-sleeves



8140-06




8140-07



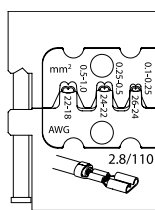
8140-08



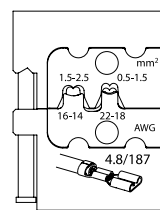
mm ²	AWG		Code	No.
0,25-10		0.056	1830600	8140-06
16-25	6-4	0.056	1830619	8140-07
35-50	2-0	0.056	1830627	8140-08

8140-09/-10/-11 MODULE INSERT

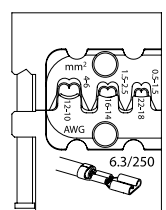
for flat plugs



8140-09




8140-10



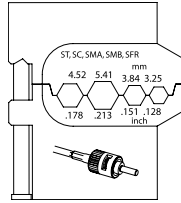
8140-11



Connector type	mm ²	AWG		Code	No.
2,8	0,1-1	26-18	0.072	1830635	8140-09
4,8	0,5-2,5	22-14	0.056	1830643	8140-10
6,3	0,5-6	22-10	0.080	1830651	8140-11

8140-12 MODULE INSERT

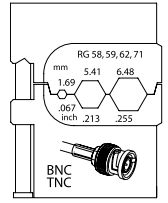
for optical waveguides



Ø					kg	Code	No.
4,52 5,41 3,84 3,25 mm					0.056	1830678	8140-12
.178 .213 .151 .128 in							

8140-14 MODULE INSERT

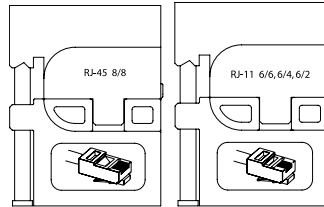
for coax cables



Connector type	Ø			kg	Code	No.
RG 58, 59, 62, 71	1,69 5,41 6,48 mm			0.056	1830694	8140-14
	.067 .213 .255 in					

8140-16/-17 MODULE INSERT

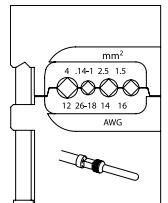
for modular plugs



Connector type	kg	Code	No.
RJ-45, 8P/8C	0.050	1830716	8140-16
RJ-11, 6P/6C - 6P/4C - 6P/2C	0.048	1830724	8140-17

8140-18 MODULE INSERT

for heavy connectors

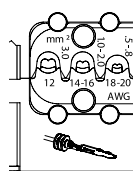


mm²	AWG	kg	Code	No.
0,14-4	26-12	0.056	1830732	8140-18

8140-20 MODULE INSERT

for lamellar contacts

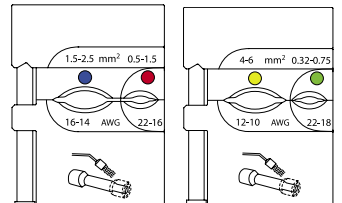
> With seals 0.5 - 3.0 mm²



mm²	AWG	kg	Code	No.
0,5-3,0	20-12	0.056	1963384	8140-20

8140-21/-22 MODULE INSERT

for Dura Seal contacts

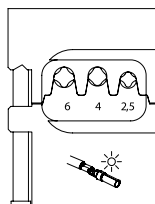


mm²	AWG	kg	Code	No.
0,5 - 1,5 / 1,5 - 2,5	22 - 16 / 16 - 14	0.080	1963392	8140-21
0,32 - 0,75 / 4 - 6	22 - 18 / 12 - 10	0.080	1963406	8140-22

8140-23 MODULE INSERT

for Solarlok®

> Suitable for Tyco Solarlok®: 2.5 - 4 - 6 mm²

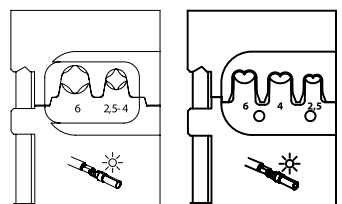


mm²	kg	Code	No.
2,5 - 4 - 6	0.086	2078082	8140-23

8140-24/-25 MODULE INSERT

for Multi Contact

> Suitable for Multi Contact MC 3 / MC 4: 2.5 - 4 - 6 mm²



Connector type	kg	Code	No.
Multi Contact MC 3	0.056	2078090	8140-24
Multi Contact MC 4	0.700	2078104	8140-25

Crimp Wrench Sets

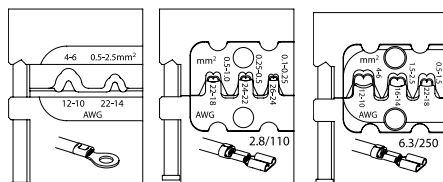
S 8140 A CRIMPING PLIERS SET AUTOMOTIVE

4 pieces

- > Practical set made up for specific requirements in automotive engineering
- > Ideal for high-standard crimping
- > Can be individually upgraded by purchasing additional module inserts
- > Module inserts changeable without tools
- > In practical blister packaging



S 8140 A



8140-05

8140-09

8140-11

Contents		Code	No.
8140 8140-09 -05 -11	0.754	1830910	S 8140 A

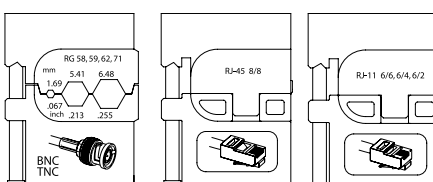
S 8140 D CRIMPING PLIERS SET DATA COM

4 pieces

- > Practical set made up for specific requirements in data-communications installations
- > Ideal for high-standard crimping
- > Can be individually upgraded by purchasing additional module inserts
- > Module inserts changeable without tools
- > In practical blister packaging



S 8140 D



8140-14

8140-16

8140-17

Contents		Code	No.
8140 8140-14 -16 -17	0.711	1830937	S 8140 D

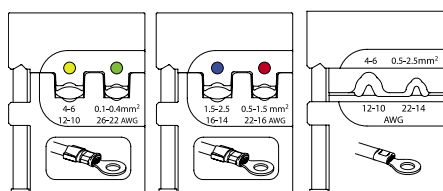
S 8140 E CRIMPING PLIERS SET ELECTRONIC

4 pieces

- > Practical set made up for specific requirements for electricians
- > Ideal for high-standard crimping
- > Can be individually upgraded by purchasing additional module inserts
- > Module inserts changeable without tools
- > In practical blister packaging



S 8140 E



8140-01

8140-02

8140-05

Contents		Code	No.
8140 8140-01 -02 -05	0.760	1830899	S 8140 E

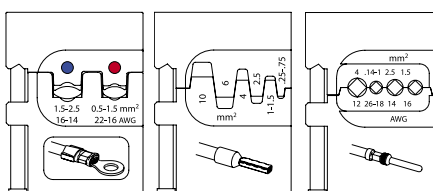
S 8140 J CRIMPING PLIERS SET INDUSTRIAL

4 pieces

- > Practical set made up for specific requirements in industrial maintenance
- > Ideal for high-standard crimping
- > Can be individually upgraded by purchasing additional module inserts
- > Module inserts changeable without tools
- > In practical blister packaging



S 8140 J



8140-02

8140-06

8140-18

Contents		Code	No.
8140 8140-02 -06 -18	0.752	1830929	S 8140 J

S 8140 PN

CRIMPING PLIERS SET STARTER

in plastic case


- > Without module inserts for individual composition
- > In practical plastic case



8140



S 8140 PN

Contents	 kg	Code	No.
8140	1.589	1963279	S 8140 PN


RZB1-18CR

PLIERS SET

2 pieces + accessories

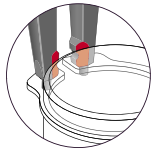
- > In rugged plastic case



Contents	 kg	Code	No.
8141	1.480	1895249	RZB1-18CR
8146			
End-sleeves			
0.50 0.75 1.00 1.50			
2.50 4.00 6.00			

Circlip pliers for external retaining rings (shafts)

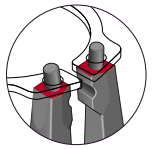
8000 AE



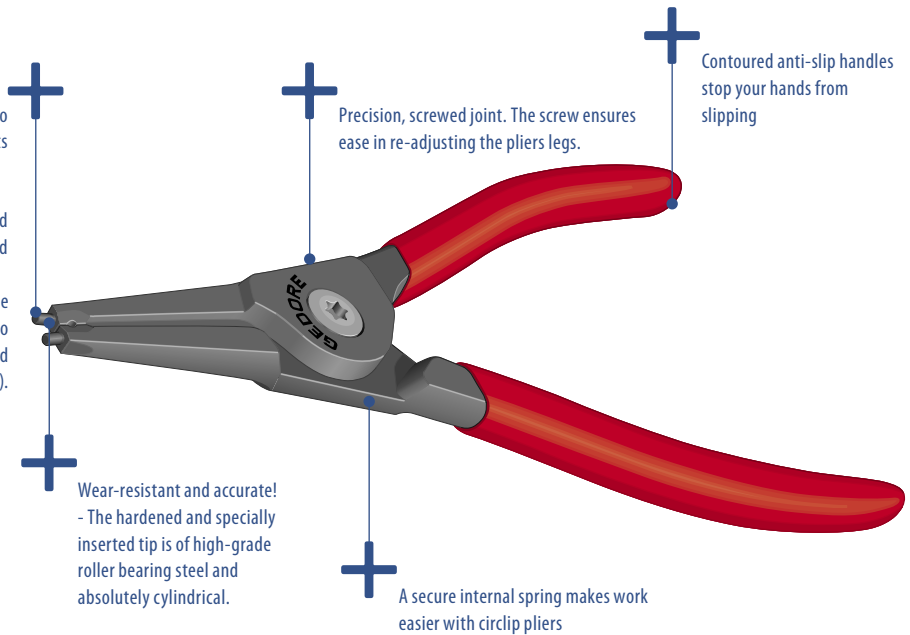
Flattened tip mounting makes it easier to get at the safety ring eyelets

Secure tip thanks to keyed press-fixing in the pliers head

With no retaining groove in the tips, the safety ring cannot be inadvertently bent and it remains absolutely flat. In addition no weakening of the tips from a retaining groove (notching-induced rated breaking point).



Large contact surface for the safety ring stops it becoming twisted



TIP

This thus lessens safety ring twisting!

- > Always ensure that the fitting side is the right one when installing safety rings.
- > The safety ring "eyelets" are stamped and thus they are slightly conical.
- > To stop any ring twisting, the narrower side of the eyelets* should rest on the pliers.

* The bevel-free side is also the narrower side of the eyelets.

NEW

8000 AE 0 - AE 4 CIRCLIP PLIERS FOR EXTERNAL RETAINING RINGS

Form A

- > For safety rings as per DIN 471, DIN 983
- > DIN 5254 Form A
- > Straight jaws
- > Inside-positioned opening spring
- > Pliers basic body in GEDORE chrome-vanadium special steel
- > Pressed-in tips of highly wear-resistant roller bearing steel
- > Twisting-impeding tip geometry
- > Screwed joint connection
- > Steel-grey with red-dipped anti-slip handles



● mm	● inch	L	L ₁	d	⚖	Code	No.
3-10	5/32-3/8	144	39	0.9	0.090	2930633	8000 AE 0
10-25	3/8-1	145	39	1.3	0.095	2930668	8000 AE 1
19-60	3/4-2.3/8	183	57	1.8	0.180	2923602	8000 AE 2
40-100	1.5/8-4	230	68	2.3	0.310	2930676	8000 AE 3
85-140	3.3/8-5.1/2	332	95	3.2	0.590	2930684	8000 AE 4

8000 AE 01 - AE 41 CIRCLIP PLIERS FOR EXTERNAL RETAINING RINGS

NEW

Form B

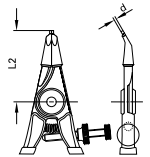

- > For safety rings as per DIN 471, DIN 983
- > DIN 5254 Form B
- > 90° angled jaws
- > Inside-positioned opening spring
- > Pliers basic body in GEDORE chrome-vanadium special steel
- > Pressed-in tips of highly wear-resistant roller bearing steel
- > Twisting-impeding tip geometry
- > Screwed joint connection
- > Steel-grey with red-dipped anti-slip handles



● mm	● inch	L	L ₂	d	⚖ kg	Code	No.
3-10	5/32-3/8	133	27	0.9	0.090	2930692	8000 AE 01
10-25	3/8-1	133	27	1.3	0.095	2930706	8000 AE 11
19-60	3/4-2.3/8	170	44	1.8	0.180	2930714	8000 AE 21
40-100	1.5/8-4	217	54	2.3	0.310	2930730	8000 AE 31
85-140	3.3/8-5.1/2	311	74	3.2	0.590	2930749	8000 AE 41

8000 A 0G - A 2G CIRCLIP PLIERS FOR EXTERNAL RETAINING RINGS

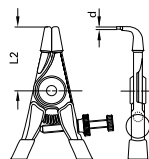

- > For shafts without groove
- > For retaining rings Seeger as well as Benzing
- > Similar to DIN 5254 Form A
- > A 0G - A 1G = tips angled 30°
- > A 2G = straight tips
- > With opening spring and adjusting screw to limit opening
- > High degree of assembly reliability, the limit opening rules out any over-tensioning of the smallest of retaining rings
- > Forged GEDORE chrome-vanadium special hardened and tempered steel
- > Precision machined, oil hardened and annealed
- > Black, with red dipped handles



for Seeger circlips ● mm	for Benzing clamping circlips ● mm	L	L ₂	d	⚖ kg	Code	No.
1,5-3,5	1,5-3,5	140	40	0.7	0.099	6700140	8000 A 0G
4,0-9,0	3,0-11,0	140	40	1.1	0.098	6700220	8000 A 1G
10,0-15,0	12,0-16,0	182	57	1.8	0.189	6700300	8000 A 2G

8000 A 01G - A 21G CIRCLIP PLIERS FOR EXTERNAL RETAINING RINGS

- > For shafts without groove
- > For retaining rings Seeger as well as Benzing
- > Similar to DIN 5254 Form B
- > 90° angled tips
- > With opening spring and adjusting screw to limit opening
- > High degree of assembly reliability, the limit opening rules out any over-tensioning of the smallest of retaining rings
- > Forged GEDORE chrome-vanadium special hardened and tempered steel
- > Precision machined, oil hardened and annealed
- > Black, with red dipped handles

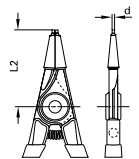



for Seeger circlips ● mm	for Benzing clamping circlips ● mm	L	L ₂	d	⚖ kg	Code	No.
1,5-3,5	1,5-3,5	134	33	0.7	0.100	6700650	8000 A 01G
4,0-9,0	3,0-11,0	134	33	1.1	0.099	6700730	8000 A 11G
10,0-15,0	12,0-16,0	170	45	1.8	0.184	6700810	8000 A 21G

8000 A 0 - A 4 CIRCLIP PLIERS FOR EXTERNAL RETAINING RINGS

Form A

- > For retaining rings as per DIN 471, DIN 983
- > DIN 5254 Form A
- > Straight tips
- > With opening spring
- > With clamping protection
- > Forged GEDORE chrome-vanadium special hardened and tempered steel
- > Precision machined, oil hardened and annealed
- > Black, with red dipped handles



● mm	● inch	L	L ₂	d	⚖ kg	Code	No.
3-10	5/32-3/8	141	40.0	0.9	0.096	6701380	8000 A 0
10-25	3/8-1	141	40.0	1.3	0.098	6701460	8000 A 1
19-60	3/4-2.3/8	182	54.0	1.8	0.186	6701540	8000 A 2
40-100	1.5/8-4	230	69.0	2.3	0.310	6701620	8000 A 3
85-140	3.3/8-5.1/2	320	85.5	3.2	0.555	6701700	8000 A 4




8000 A 01 - A 41

CIRCLIP PLIERS FOR EXTERNAL RETAINING RINGS



Form B

- > For retaining rings as per DIN 471, DIN 983
- > DIN 5254 Form B
- > 90° angled tips
- > With opening spring
- > With clamping protection
- > Forged GEDORE chrome-vanadium special hardened and tempered steel
- > Precision machined, oil hardened and annealed
- > Black, with red dipped handles



● mm	● inch	L	L ₁	d	⚖ kg	Code	No.
3-10	5/32-3/8	130	29	0.9	0.097	6702270	8000 A 01
10-25	3/8-1	130	29	1.3	0.097	6702350	8000 A 11
19-60	3/4-2.3/8	170	43	1.8	0.182	6702430	8000 A 21
40-100	1.5/8-4	210	53	2.3	0.317	6702510	8000 A 31
85-140	3.3/8-5.1/2	305	64	3.2	0.563	6702780	8000 A 41

8000 A 02 - A 42

CIRCLIP PLIERS FOR EXTERNAL RETAINING RINGS



- > Similar to DIN 5254 Form B
- > 45° angled tips
- > With opening spring
- > With clamping protection
- > Forged GEDORE chrome-vanadium special hardened and tempered steel
- > Precision machined, oil hardened and annealed
- > Black, with red dipped handles



● mm	● inch	L	L ₁	d	⚖ kg	Code	No.
3-10	5/32-3/8	139	38.0	0.9	0.097	2015021	8000 A 02
10-25	3/8-1	139	38.0	1.3	0.097	2015048	8000 A 12
19-60	3/4-2.3/8	179	51.0	1.8	0.182	2015056	8000 A 22
40-100	1.5/8-4	226	65.0	2.3	0.317	2015064	8000 A 32
85-140	3.3/8-5.1/2	315	80.5	3.2	0.568	2015072	8000 A 42

8000 A 4 - A 6

CIRCLIP PLIERS FOR EXTERNAL RETAINING RINGS



- > Straight tips
- > Black, tips and lock lever zinc-plated
- > The toothed bracket stops the pliers legs from straddling beyond the permitted working area
- > This ensures safe working even in hidden fitting positions
- > Locking pin can be replaced
- > Non-crush type release-lever with handle recesses, red dip-insulated
- > Precision machined, oil hardened and annealed
- > E-8000 A = pair of spare tips



● mm	● inch	d	↳ mm	⚖ kg	Code	No.
85-140	3.3/8-5.1/2	3.2	550	1.921	2011778	8000 A 4 EL
122-300	4.13/16-11.7/8	3.5	550	1.921	6701890	8000 A 5
252-400	9.15/16-15.13/16	4.5	586	1.922	6701970	8000 A 6

d	⚖ kg	Code	No.
3.2	0.072	2011670	E-8000 A 4 EL
3.5	0.072	5701840	E-8000 A 5
4.5	0.112	5701920	E-8000 A 6

8000 A 41 - A 61

CIRCLIP PLIERS FOR EXTERNAL RETAINING RINGS




- > 90° angled tips
- > Tips and lock lever zinc-plated
- > Lever handle-end red dip-insulated
- > Finger protection
- > Reinforced safety arms
- > Precision machined, oil hardened and annealed
- > E-8000 A = pair of spare tips



● mm	● inch	d	↳ mm	⚖ kg	Code	No.
85-140	3.3/8-5.1/2	3.2	560	1.898	2011786	8000 A 41 EL
122-300	4.13/16-11.7/8	3.5	560	1.898	6702860	8000 A 51
252-400	9.15/16-15.13/16	4.5	585	1.953	6718430	8000 A 61

d	⚖ kg	Code	No.
3.2	0.072	2011697	E-8000 A 41 EL
3.5	0.112	5702810	E-8000 A 51
4.5	0.140	5701760	E-8000 A 61

5 8028



>425

1500 ES-8000



>103

Circlip pliers for internal retaining rings (bores)

NEW

8000 JE 0 - JE 4 CIRCLIP PLIERS FOR INTERNAL RETAINING RINGS



Form C

- > For safety rings as per DIN 472, DIN 984
- > DIN 5256 Form C
- > Straight jaws
- > Pliers basic body in GEDORE chrome-vanadium special steel
- > Pressed-in tips of highly wear-resistant roller bearing steel
- > Twisting-impeding tip geometry
- > Screwed joint connection
- > Steel-grey with blue-dipped anti-slip handles



Ø mm	Ø"inch	L	L ₂	d	⚖️	Code	No.
8-13	3/8-9/16	139	41	0.9	0.090	2930757	8000 JE 0
12-25	3/8-1	139	41	1.3	0.090	2930765	8000 JE 1
19-60	3/4-2.3/8	182	54	1.8	0.160	2930773	8000 JE 2
40-100	1.5/8-4	230	68	2.3	0.280	2930781	8000 JE 3
85-140	3.3/8-5.1/2	324	86	3.2	0.550	2930803	8000 JE 4

NEW

8000 JE 01 - JE 41 CIRCLIP PLIERS FOR INTERNAL RETAINING RINGS



Form D

- > For safety rings as per DIN 472, DIN 984
- > DIN 5256 Form D
- > 90° angled jaws
- > Pliers basic body in GEDORE chrome-vanadium special steel
- > Pressed-in tips of highly wear-resistant roller bearing steel
- > Twisting-impeding tip geometry
- > Screwed joint connection
- > Steel-grey with blue-dipped anti-slip handles



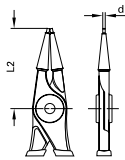
Ø mm	Ø"inch	L	L ₂	d	⚖️	Code	No.
8-13	3/8-9/16	129	30	0.9	0.090	2930811	8000 JE 01
12-25	3/8-1	129	30	1.3	0.090	2930838	8000 JE 11
19-60	3/4-2.3/8	170	43	1.8	0.160	2930846	8000 JE 21
40-100	1.5/8-4	217	53	2.3	0.280	2930854	8000 JE 31
85-140	3.3/8-5.1/2	310	70	3.2	0.550	2930862	8000 JE 41

8000 J 0 - J 4 CIRCLIP PLIERS FOR INTERNAL RETAINING RINGS



Form C

- > For retaining rings as per DIN 472, DIN 984
- > DIN 5256 Form C
- > Straight tips
- > Forged GEDORE chrome-vanadium special hardened and tempered steel
- > Precision machined, oil hardened and annealed
- > Black, with blue dipped handles



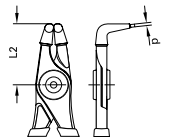
Ø mm	Ø"inch	L	L ₂	d	⚖️	Code	No.
8-13	3/8-9/16	141	41.0	0.9	0.080	6703240	8000 J 0
12-25	3/8-1	141	41.0	1.3	0.081	6703320	8000 J 1
19-60	3/4-2.3/8	183	54.0	1.8	0.164	6703400	8000 J 2
40-100	1.5/8-4	230	68.0	2.3	0.281	6703590	8000 J 3
85-140	3.3/8-5.1/2	322	84.5	3.2	0.472	6703670	8000 J 4

8000 J 01 - J 41 CIRCLIP PLIERS FOR INTERNAL RETAINING RINGS



Form D

- > For retaining rings as per DIN 472, DIN 984
- > DIN 5256 Form D
- > 90° angled tips
- > Forged GEDORE chrome-vanadium special hardened and tempered steel
- > Precision machined, oil hardened and annealed
- > Black, with blue dipped handles



Ø mm	Ø"inch	L	L ₂	d	⚖️	Code	No.
8-13	3/8-9/16	129	28	0.9	0.080	6704130	8000 J 01
12-25	3/8-1	129	28	1.3	0.082	6704210	8000 J 11
19-60	3/4-2.3/8	169	41	1.8	0.161	6704480	8000 J 21
40-100	1.5/8-4	214	50	2.3	0.279	6704560	8000 J 31
85-140	3.3/8-5.1/2	292	65	3.2	0.484	6704640	8000 J 41

1500 CT1-8000



>111

8000 J 02 - J 42

CIRCLIP PLIERS FOR INTERNAL RETAINING RINGS



- > Similar to DIN 5256 Form D
- > 45° angled tips
- > Forged GEDORE chrome-vanadium special hardened and tempered steel
- > Precision machined, oil hardened and annealed
- > Black, with blue dipped handles




Ø mm	Ø inch	L	L ₂	d	⚖️	Code	No.
8-13	3/8-9/16	139	39.0	0.9	0.080	2014963	8000 J 02
12-25	3/8-1	139	39.0	1.3	0.080	2014971	8000 J 12
19-60	3/4-2.3/8	180	52.0	1.8	0.161	2014998	8000 J 22
40-100	1.5/8-4	226	64.0	2.3	0.279	2015005	8000 J 32
85-140	3.3/8-5.1/2	316	78.5	3.2	0.484	2015013	8000 J 42

8000 J 4 - J 6

CIRCLIP PLIERS FOR INTERNAL RETAINING RINGS

- > Straight tips
- > Black, tips and lock lever zinc-plated
- > The toothed bracket stops the pliers legs from straddling beyond the permitted working area
- > This ensures safe working even in hidden fitting positions

- > Locking pin can be replaced
- > Non-crush type release-lever with handle recesses, blue dip-insulated
- > Precision machined, oil hardened and annealed
- > E-8000 J = pair of spare tips



8000 J 4 - J 6

CIRCLIP PLIERS FOR INTERNAL RETAINING RINGS

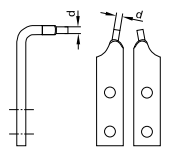
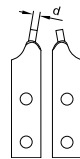


8000 J 41 - J 61

CIRCLIP PLIERS FOR INTERNAL RETAINING RINGS



- > 90° angled tips
- > Black, tips and lock lever zinc-plated
- > Lever handle-end blue dip-insulated
- > Finger protection
- > Reinforced safety arms
- > Precision machined, oil hardened and annealed
- > E-8000 J = pair of spare tips



Ø mm	Ø inch	d	l mm	⚖️	Code	No.
85-140	3.3/8-5.1/2	3.2	565	1.835	2011794	8000 J 4 EL
122-300	4.13/16-11.7/8	3.5	565	1.836	6703750	8000 J 5
252-400	9.15/16-15.13/16	4.5	575	1.846	6703830	8000 J 6

d	⚖️	Code	No.
3.2	0.072	2011700	E-8000 J 4 EL
3.5	0.072	5703700	E-8000 J 5
4.5	0.082	5703890	E-8000 J 6

Ø mm	Ø inch	d	l mm	⚖️	Code	No.
85-140	3.3/8-5.1/2	3.2	575	1.953	2011808	8000 J 41 EL
122-300	4.13/16-11.7/8	3.5	575	1.953	6704720	8000 J 51
252-400	9.15/16-15.13/16	4.5	579	1.934	6718510	8000 J 61

d	⚖️	Code	No.
3.2	0.072	2011719	E-8000 J 41 EL
3.5	0.116	5704780	E-8000 J 51
4.5	0.116	5702730	E-8000 J 61

Circlip pliers for retaining rings (parallel)

8005 A PLIERS FOR EXTERNAL RETAINING RINGS

- > For shafts
- > Supplied with four different clamping tips

- > The circlip is securely clamped before removal by choosing a suitable distance between the clamping tips. This means that unnecessary plier movement is avoided, and the circlip may be opened completely. The special parallel movement of the clamping tips and their recesses in the direction of the pressure applied ensure that the circlip will be clamped firmly.



8005 A CIRCLIP PLIERS FOR EXTERNAL RETAINING RINGS



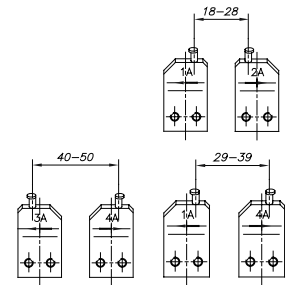
mm	ε mm	mm	mm	kg	Code	No.
305-500	4.5	5,9	665	3.520	6707150	8005 A

E-8005 A SPARE TIPS

for external retaining rings (per piece)

Selection aid:

- > The spacing of holes for non-tensioned circlips is normally between 20 mm and 50 mm
- > The tips used to spread the rings are fitted to match the opening width of the non-tensioned circlip
- > Opening widths 18-28 mm:
Combination tips E-8005 1 A and E-8005 2 A
- > Opening widths 29-39 mm:
Combination tips E-8005 1 A and E-8005 4 A
- > Opening widths 40-50 mm:
Combination tips E-8005 3 A and E-8005 4 A



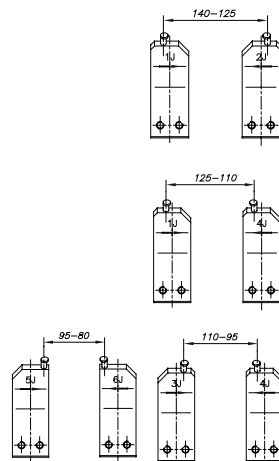
kg	Code	No.	kg	Code	No.
0.068	5700790	E-8005 1 A	0.068	5702300	E-8005 3 A
0.068	5702220	E-8005 2 A	0.068	5702490	E-8005 4 A

E-8005 J SPARE TIPS

for internal retaining rings (per piece)

Selection aid:

- > The spacing of holes for non-tensioned circlips is normally between 80 mm and 140 mm
- > The tips used to spread the rings are fitted to match the opening width of the non-tensioned circlip
- > Opening widths 140-125 mm:
Combination tips E-8005 1 J and E-8005 2 J
- > Opening widths 125-110 mm:
Combination tips E-8005 1 J and E-8005 4 J
- > Opening widths 110-95 mm:
Combination tips E-8005 3 J and E-8005 4 J
- > Opening widths 95-80 mm:
Combination tips E-8005 5 J and E-8005 6 J



kg	Code	No.	kg	Code	No.
0.116	5703380	E-8005 1 J	0.116	5703620	E-8005 5 J
0.116	5703460	E-8005 2 J	0.116	5703970	E-8005 6 J
0.116	5704190	E-8005 3 J			
0.113	5703540	E-8005 4 J			

8005 J CIRCLIP PLIERS FOR INTERNAL RETAINING RINGS

- > For bores
- > Supplied with six different clamping tips
- > The circlip is securely clamped before removal by choosing a suitable distance between the clamping tips. This means that unnecessary plier movement is avoided, and the circlip may be opened completely. The special parallel movement of the clamping tips and their recesses in the direction of the pressure applied ensure that the circlip will be clamped firmly.



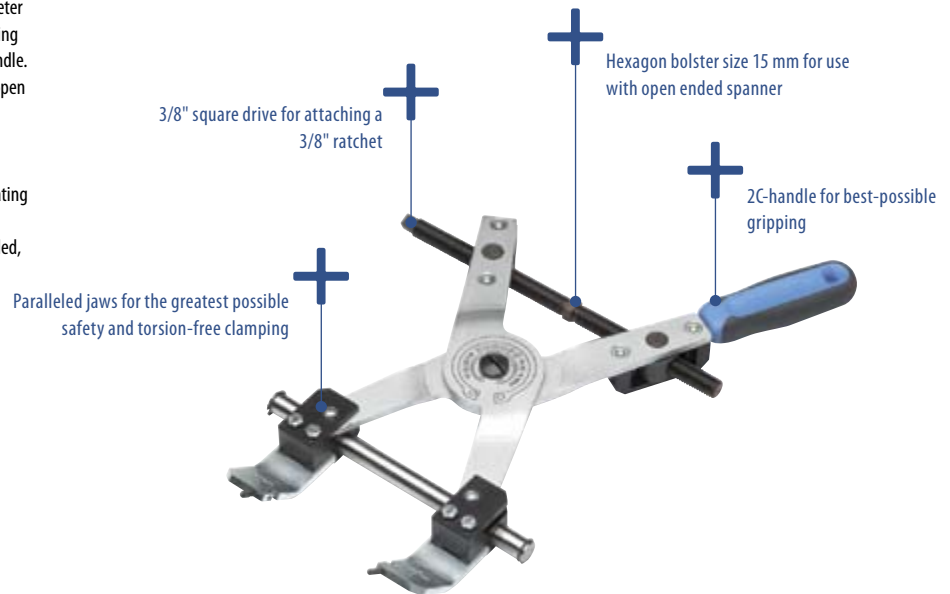
mm	ε mm	mm	mm	kg	Code	No.
305-500	4.5	5,9	705	3.885	6707230	8005 J

Circlip pliers X-GRIP

8006 X-GRIP

Particularly versatile:

- > Universal circlip pliers for risk-free gripping and fitting of internal and external circlips (DIN 471/472) from 252 to 1000 mm diameter
- > Particularly suited for working in confined spaces. Instead of using a long lever, the required force is transmitted by a threaded spindle. This ensures safe, fatigue-free gripping. Operated by a 15 mm open ended spanner or a 3/8" ratchet (e.g. 3093 Z-94)
- > Solid, hardened sliding bar ensures parallel tip action
- > Stop lugs reliably prevent circlips slipping off
- > Quick changeover between internal and external circlips by rotating tips through 180°
- > Tips made from tempering steel, carefully hardened and annealed, easy to replace



8006

X-GRIP CIRCLIP PLIERS

mm	mm	mm		Code	No.
252-1000	4.5	5,9	3.040	1394401	8006

S 8006

X-GRIP CIRCLIP PLIERS SET

- > Universal circlip pliers for risk-free gripping and fitting of internal and external circlips (DIN 471/472) from 252 to 1000 mm diameter
- > Plier with adaptor, basic body - no. 1/2 + tip Ø 5.9 mm and no. 3/4 + tip Ø 4.5 mm

Special tools for changing tips and adaptors:

- > Single open ended spanner no. 894 10 + 894 15
- > Hexagon socket key no. 42 2 mm
- > 4 Spare threaded pins M4x4
- > Ratchet no. 3093 Z-94 (for quick adjustment)
- > Plastic box E-1000 P
- > Rugged sheet steel case with foam insert



	Code	No.
7.3	1896237	S 8006

E-8006

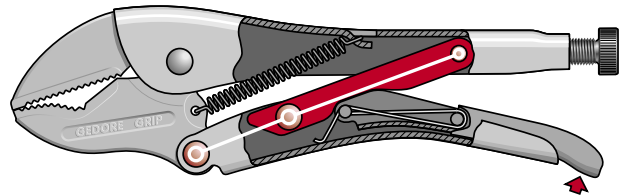
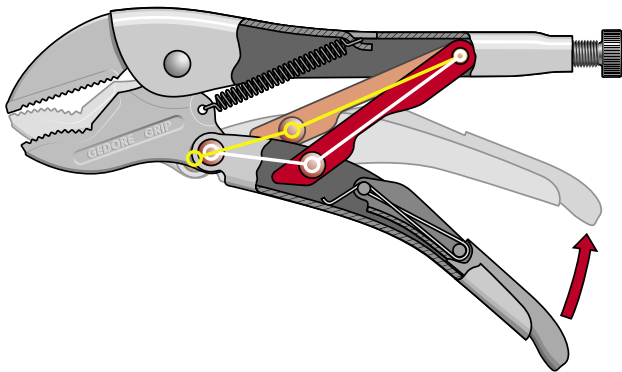
X-GRIP PARTS

Description		Code	No.
Basic body no. 1 with spare tip 5.9 mm Ø	0.080	1575333	E-8006 1
Basic body no. 2 with spare tip 5.9 mm Ø	0.080	1575341	E-8006 2
Basic body no. 3 with spare tip 4.5 mm Ø	0.117	1896245	E-8006 3
Basic body no. 4 with spare tip 4.5 mm Ø	0.117	1896253	E-8006 4
Spare tip 4.5 mm Ø	0.005	1896369	E-8006 X 4,5
Spare tip 5.9 mm Ø	0.005	1896350	E-8006 X 5,9
Spindle with spindle bearing, 265 mm long	0.470	1910620	E-8006 X

Grip Wrenches

THE TOGGLE LEVER - A GIANT AMONG THE JOINTS

- > Similar in construction to the human leg and consisting of hip, knee and ankle joints
- > The knee joint's intelligent power management is its unbeatable advantage:
- > Clever utilization of the physical lever laws *)
- > Rapid and powerful even with a reduced operating force
- > Ideal for optimum pressure and clamping operations
- > Maximum pressing/clamping force with knee lever extended – even with automatic locking effect i.e. self-clamping effect (e.g. with grip pliers) relieved by operating the releasing lever
- > Constant high quality of work



Self-clamping effect – can only be cancelled by operating the releasing lever!

*) Considerable paths are rapidly bridged involving little hand power. Just before "stretching", a short path is covered with an exceptional lever force. That is why it is used everywhere where considerable paths need to be initially covered without any noticeable force used and where the real "work" needs to be done over the last few millimetres. This is the case, for instance, with bolt cutters and crimping/grip pliers.

137 GRIP WRENCH

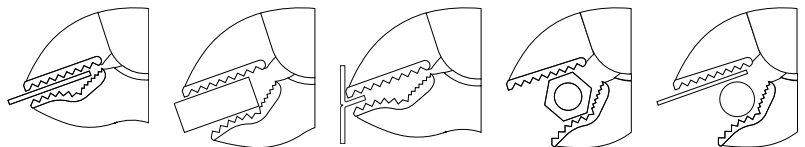
- > With adjusting screw and release lever, model 137 10 with blue dip-insulated lever
- > Forged, tempered jaws and special jaw shape for secure gripping, clamping and holding
- > GEDORE vanadium steel 31CrV3, nickel-plated
- > Jaw body in high-tensile sheet steel
- > Automatically welded upper jaw - absolutely firm connection with the sheet steel body
- > Well-conceived jaw design guarantees a three-point contact with all material cross-sections
- > Threaded bore welded at bottom
- > No widening under most extreme loading
- > Safe release
- > Release lever under constant pressure of special spring



137



137 10



↳ mm ↵	↳ "inch ↵	mm ↵	"inch ↵	↵	Code	No.
185	7	25	1	0.288	6406620	137 7
230	10	32	1.1/4	0.526	6406700	137 10
260	11	45	1.3/4	0.790	6407270	137 11
300	12	45	1.3/4	1.042	6406890	137 12

1500 ES-137

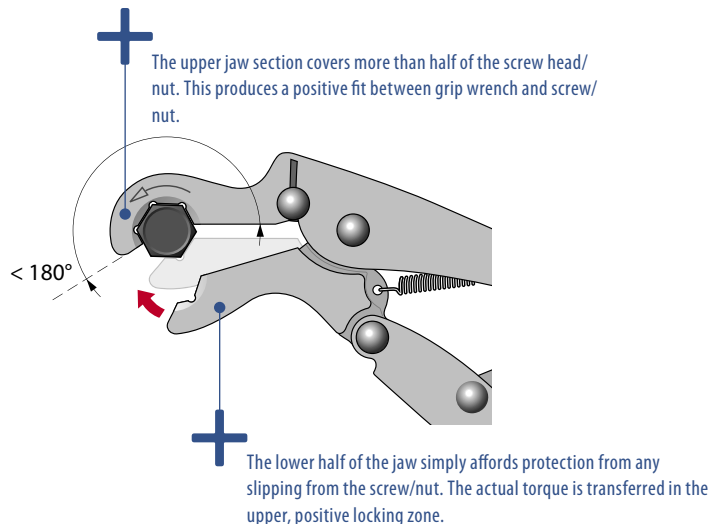


> 103

137 GRIP WRENCH

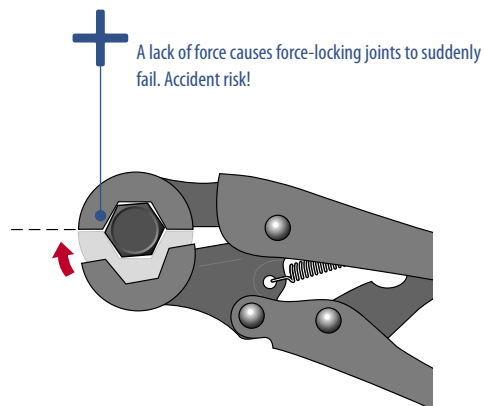
The difference comes from the special profile and shape.

› Positive fit joint to the screw/nut is down to the special design of the plier jaw*



GEDORE

- › Off-centre hexagonal division
- › positive fit



COMPETING COMPANY

- › Centre hexagonal division
- › force locking

* Positive fit joints are not suddenly released. They need, in fact, to change their geometric form; a visible change in form quasi announces their failure.



A GEDORE SAFETY "EXTRA"

137 GRIP WRENCH

- › For working in confined spaces
- › For worn bolted connections which otherwise could only be opened with extreme difficulty

- › Problem-solver for vehicles and industrial purposes
- › Particularly suitable for brake lines, adjustment of track rods, etc.



Ø mm	Ø AF	l< mm >l		Code	No.
10		190	0.324	2325314	137 7-10
11	7/16	190	0.321	2325322	137 7-11
12		195	0.329	2325330	137 7-12
13		195	0.326	2325349	137 7-13
14		198	0.343	2325357	137 7-14
15	19/32	198	0.346	2325365	137 7-15
16	5/8	250	0.591	2325373	137 10-16
17		250	0.587	2325381	137 10-17

Ø mm	Ø AF	l< mm >l		Code	No.
18		255	0.607	2325403	137 10-18
19	3/4	255	0.600	2325411	137 10-19
20	25/32	258	0.623	2325438	137 10-20
21		258	0.620	2325446	137 10-21
22		260	0.630	2325454	137 10-22
24		253	0.642	2788349	137 10-24
27		258	0.645	2788357	137 10-27

139 SPECIAL GRIP WRENCH

- > With movable lower jaw for clamping over a large area
- > Release lever blue dip-insulated
- > Nickel-plated



↳ mm	↳ inch	mm	inch	kg	Code	No.
250	10	45	1.3/4	0.577	6407940	139

137 KR GRIP WRENCH, LONG JAWS

- > With narrow jaws
- > For working in confined spaces
- > For clamping air and brake lines up to Ø 10 mm, copper lines Ø 12 mm
- > Nickel-plated



↳ mm	kg	Code	No.
210	0.292	1954113	137 KR-7
255	0.540	1868039	137 KR-10

137 P PARALLEL JAW GRIP WRENCH

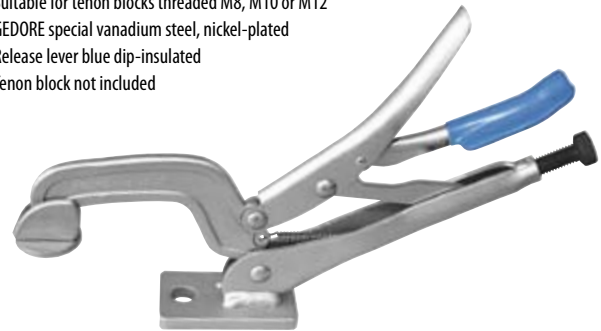
- > With parallel jaws
- > Opening: 50 mm
- > With adjustment screw
- > Release lever under constant pressure of special spring
- > Body from sheet steel
- > Nickel-plated



↳ mm	↳ inch	mm	inch	kg	Code	No.
250	10	50	2	0.701	6407000	137 P

137 MSP MACHINE WORKBENCH CLAMP

- > For fast, secure clamping of a variety of workpieces
- > Suitable for tenon blocks threaded M8, M10 or M12
- > GEDORE special vanadium steel, nickel-plated
- > Release lever blue dip-insulated
- > Tenon block not included



↳ mm	↳ inch	mm	inch	kg	Code	No.
280	11	100	4	0.790	6408080	137 MSP

136 BM WIDE JAW GRIP WRENCH

- > For clamping edges and surfaces
- > 80 mm jaw width
- > Nickel-plated



↳ mm	↳ inch	mm	inch	kg	Code	No.
200	8	30	1.1/4	0.416	6406030	136 BM

137 T GRIP WRENCH FOR GLUEING

- > For clamping lengthwise or corner joints of extremely long bases and surrounds, lintels, banisters and frames, arched windows, worktops, corner benches, etc.
- > Release lever blue dip-insulated
- > Nickel-plated
- > The workpieces to be glued are placed

together, with the grip open, the drill holes for the clamping pins are marked, and 9 - 10 mm Ø holes drilled. Glue is applied, the wrench pushed into the holes, the pieces aligned and the clamping lever closed - the work is finished



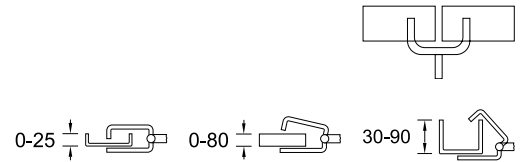
↳ mm	↳ inch	mm	inch	kg	Code	No.
220	9	30-60	1.1/4-2.1/2	0.494	6403600	137 T



138 WELDER'S GRIP WRENCH

- > For clamping strips and profile sections when welding
- > Cast steel jaws

- > Nickel-plated
- > Release lever blue dip-insulated

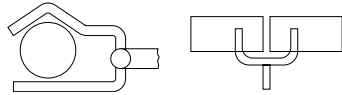



mm	inch	kg	Code	No.
280	11	0.960	6407350	138

138 X WELDER'S GRIP WRENCH FOR TUBES

- > For clamping tubes and round stock when welding
- > Cast steel jaws

- > Nickel-plated
- > Release lever blue dip-insulated



mm	inch	mm	inch	kg	Code	No.
280	11	10-90	3/8-3.1/2	0.967	6407510	138 X

138 Y PROFILE-SECTION GRIP WRENCH

- > For clamping bulky profile and angle sections
- > Strong forged jaws

- > GEDORE special chrome-vanadium steel, nickel-plated
- > Release lever blue dip-insulated



mm	inch	mm	inch	mm	inch	kg	Code	No.
280	11	95	3.3/4	75	3	0.763	6407860	138 Y

138 Z PROFILE-SECTION GRIP WRENCH


- > For clamping extremely bulky profile sections
- > Jaws made from forged and welded GEDORE special chrome-vanadium steel
- > Particularly great clamping depth
- > Nickel-plated
- > Release lever blue dip-insulated



mm	inch	mm	inch	mm	inch	kg	Code	No.
460	18	280	11	250	10	1.164	6410730	138 Z-460
600	24	400	16	400	16	1.428	6410810	138 Z-600

136 K CHAIN GRIP WRENCH

- > Particularly suited for clamping geometrically problematical cross-sections
- > With No. 136 K-105 the legs of various pullers - following locking - can be spanned with the chain at the component to be extracted and tightened. This stops the legs bending outwards and slipping. Pulling is still possible even if the legs have a very restricted contact surface



max. Ø	mm	kg	Code	No.
330	1050	1.5	2307227	136 K-105

GEDORE PIPE WRENCHES

TOP QUALITY TO MEET MAXIMUM REQUIREMENTS

- > Use of the most up-to-date machinery and environmentally-friendly production processes
- > Everything is based on tightly controlled and selected materials
- > Experienced and reliable specialists vouch for precision-like processing
- > Stringent quality checks after each production step ensure a constantly high level
- > High-grade industrial quality for the toughest forms of continuous use and safety in everyday work

Everything handled down to a tee

The absence of Chrome 6 in the tools is simply a matter of course for us and has been so for many years. Best-possible results are down to the unique manufacturing processes and special treatment for tools

Pipe wrenches subject to full hardening/tempering


All GEDORE Swedish pipe wrenches **are hardened and tempered** across their entire length and cross-section.

Serrated face flame-hardening

All GEDORE Swedish pipe wrenches are additionally flame-hardened at the teeth by a hardness unit developed by our Special Machinery Construction section. A uniform distribution of temperature across the entire jaw surface ensures a stress-relieved additional hardening of the surface of the teeth. The DIN specified hardness values are surpassed with ease by GEDORE pipe wrenches. The grip holds up for years even under the rough and tough daily routine.

Round thread with undetachable adjusting nut

A non-detachable adjusting nut with round thread ensures a width adjustment. A round thread stands up better than other thread types to mechanical damage and soiling. It allows the adjusting nut on the pliers shaft to run rapidly, evenly and precisely.



Self-clamping serrated face

The self-clamping serrated face grips reliably and firmly and this is intensified as the turning resistance is increased. There is no need to press the handles together. GEDORE Swedish pipe wrenches have that non-slip grip - even on smooth pipes.



ECK-SCHWEDE-SNAP® - THE SWEDISH

Tried and tested bestseller with a powerful grip for more than 50 years

(1) The special, supplementary flame hardening of the teeth increases and improves the grip and durability of the snap®

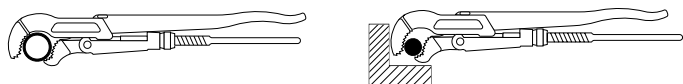
(2) Force is always applied by snap® simultaneously at three points, ensuring a secure grip with low hand pressure

(3) Hook and leg made from drop-forged GEDORE special chrome-vanadium steel, hardened and tempered

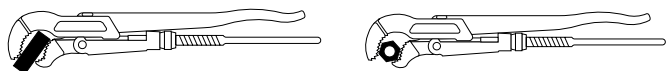
(4) Stove enamelling guarantees long-life protection

(5) The mouth of the jaw opening is always narrower than the pipe diameter, reliably preventing the workpiece from slipping out. Securely grips pipes and screw couplings

WORKING PRINCIPLE



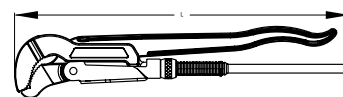
The jaw form of the snap® reliably prevents the workpiece slipping out, and ensures maximum freedom of movement in confined spaces



The curvature of the jaws adapts ideally to different profiles, enabling the snap® to grip hexagonal nuts - gently and securely

100 PIPE WRENCH ECK-SCHWEDE-SNAP®

- > Acc. to DIN 5234, Form C
- > Heavy-duty pipe wrench with three-point grip
- > For working in confined spaces
- > GEDORE special chrome-vanadium steel
- > Drop forged
- > Tempered, teeth additionally hardened
- > Self-gripping by teeth offset against direction of rotation
- > Roller secured against loss
- > Stove enamelled blue, head ground

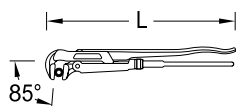


Size	mm	L		Code	No.
1/2	35	245	0.380	4500060	100 1/2
1	48	320	0.800	4500140	100 1
1.1/2	60	420	1.400	4500220	100 1.1/2
2	80	550	2.240	4500300	100 2
3	110	630	3.580	4500490	100 3

175 PIPE WRENCH

Swedish pattern

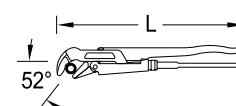
- > Acc. to DIN 5234 Form A
- > Especially sturdy type for heavy use
- > Head angled 85°
- > GEDORE special chrome-vanadium steel
- > Drop forged
- > Tempered, teeth additionally hardened
- > Self-gripping by teeth offset against direction of rotation
- > Roller secured against loss
- > Stove enamelled blue



Size	mm	L		Code	No.
3/4	38	280	0.505	6437260	175 3/4
1	44	320	0.695	6437340	175 1
1.1/2	62	430	1.470	6437420	175 1.1/2
2	76	580	2.550	6437500	175 2
3	105	670	3.780	6437690	175 3
4	130	760	5.635	6437770	175 4

176 ELBOW PIPE WRENCH ECK-SCHWEDE®

- > Acc. to DIN 5234 Form B
- > For working in confined spaces
- > Narrow head, multi-grip jaw pattern, angled 52°
- > GEDORE special chrome-vanadium steel
- > Drop forged
- > Tempered, teeth additionally hardened
- > Self-gripping by teeth offset against direction of rotation
- > Roller secured against loss
- > Stove enamelled blue



Size	mm	L		Code	No.
3/4	38	280	0.445	6438070	176 3/4
1	44	320	0.775	6438150	176 1
1.1/2	62	430	1.405	6438230	176 1.1/2
2	76	580	2.570	6438310	176 2
3	105	670	3.640	6438580	176 3

9100 2K PIPE WRENCH

- > Acc. to DIN 5234, Form C
- > For working in confined spaces
- > GEDORE special chrome-vanadium steel
- > Drop forged
- > Tempered, teeth additionally hardened
- > Self-gripping by teeth offset against direction of rotation

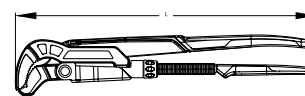
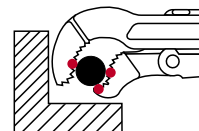
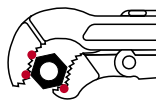
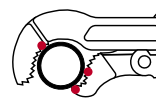

- > Non-slip surfaces, in sizes 1" and 1.1/2" with 2-component handles
- > Roller secured against loss
- > Stove enamelled blue



1 / 1.1/2



1/2 / 2 / 3



Size	2C-handle	mm	L		Code	No.
1/2		35	245	0.400	2530252	9100 2K 1/2
1	X	48	320	0.800	2530260	9100 2K 1
1.1/2	X	60	420	1.400	2530279	9100 2K 1.1/2
2		80	550	2.200	2530287	9100 2K 2
3		110	630	3.600	2530295	9100 2K 3



E-100 / E-175 / E-9100 SET OF SPARES

- > A = Roller / Adjuster screw
- > B = Circlip



No. 100	No. 175	No. 176	No. 9100	⚖️	Code	No.
1/2				0.010	2133792	E-100 A 1/2
1	1			0.030	1682938	E-100 A 1
1.1/2	1.1/2			0.040	1737597	E-100 A 1.1/2
2 + 3	2			0.070	1628984	E-100 A 2
	3/4	3/4		0.010	5435000	E-175 A 3/4
	1			0.030	5435190	E-175 A 1
	1.1/2			0.040	5435270	E-175 A 1.1/2

No. 100	No. 175	No. 176	No. 9100	⚖️	Code	No.
2				0.070	5435350	E-175 A 2
3	3			0.070	5435430	E-175 A 3
4				0.080	1391607	E-175 A 4
			1/2	0.003	2601028	E-9100 A 1/2
			1	0.010	2601273	E-9100 A 1
			1.1/2	0.012	2601281	E-9100 A 1.1/2
			2 + 3	0.025	2601311	E-9100 A 2
1/2	3/4 + 1	3/4	1/2	0.001	5436240	E-100 B 1/2
1	1.1/2	1	1	0.002	5436400	E-100 B 1
1.1/2	2	1.1/2	1.1/2	0.001	5436590	E-100 B 1.1/2
2 + 3	3 + 4	2 + 3	2 + 3	0.020	5436670	E-100 B 2

225 PIPE WRENCH

NEW

- > Stillson type
- > Hot-drop forged
- > Forged parts tempered
- > Self-gripping by teeth offset against direction of rotation
- > GEDORE special hardened and tempered steel



L mm	L" inch	mm	"inch	Ø"inch	⚖️	Code	No.
250	10	33.5	1.3/8	1	0.480	2964813	225 10
300	12	42.0	1.3/4	1.1/4	0.680	2964821	225 12
350	14	48.0	1.7/8	1.1/2	0.940	2964848	225 14
450	18	60.0	2.3/8	2	1.550	2964856	225 18
600	24	75.5	3	2.1/2	2.480	2964864	225 24
900	36	102.0	4	3.1/2	4.820	2964872	225 36

227 PIPE WRENCH

American pattern

- > Extra heavy type
- > Forged parts tempered
- > Teeth offset against direction of rotation and induction-hardened
- > Handle made from malleable cast iron, stove enamelled
- > GEDORE special hardened and tempered steel, ground



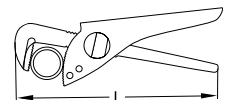
L mm	L" inch	mm	"inch	Ø"inch	⚖️	Code	No.
190	8	38	1.1/2	1	0.440	6453030	227 8
245	10	48	1.7/8	1.1/2	0.850	6453110	227 10
325	14	60	2.3/8	2	1.751	6453460	227 14
415	18	76	3	2.1/2	2.701	6453540	227 18
560	24	89	3.1/2	3	4.280	6453620	227 24

152 HIGH-SPEED PIPE WRENCH

with screw adjuster

- > GEDORE blue powder-coated
- > Forged components
- > Induction-rehardened serrated faces

- > Quick and easy setting with screw adjuster - single-hand adjustment
- > Gripping faces selfinhbiting




L	L"	mm	"inch	Pipes	Sockets	⚖️	Code	No.
178	7	35	1.3/8	1"	3/4"	0.300	6419280	152 7
228	9	42	1.5/8	1.1/4"	1"	0.531	6419360	152 9
281	11	61	2.3/8	2"	1.3/4"	0.851	6419440	152 11

L	L"	mm	"inch	Pipes	Sockets	⚖️	Code	No.
315	12	74	3	2.1/2"	2"	1.038	6419520	152 12
360	14	90	3.9/16	3"	-	1.656	6419600	152 14

Water Pump / Universal Pliers

142
UNIVERSAL PLIERS

- > Acc. to DIN ISO 8976 Form C
- > With safety box joint and protection against blocking
- > Fine adjustment
- > 142 7 = 17 settings
- > 142 10 = 15 settings
- > 142 12 = 17 settings
- > Single-hand push-button adjustment
- > Slender pliers head for places that are hard to access
- > Long slim jaws
- > Offset gripping faces for self-gripping of nuts and pipes
- > GEDORE special chrome-vanadium steel
- > Induction-rehardened serrated faces
- > Model C = slim handles with forged serrations
- > Model TL = steel-grey, with blue dipped handle protectors
- > Model JC = chrome-plated, with 2-component handles

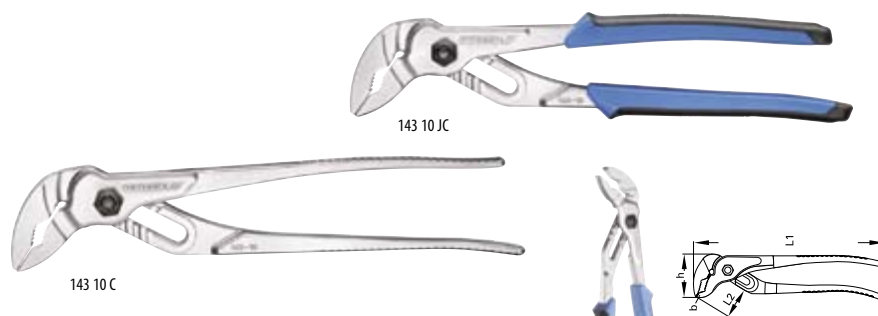


L ₁	L ₂	b	h	mm	mm	kg	Code	No.	L ₁	L ₂	b	h	mm	mm	kg	Code	No.
180	32	6.5	40	37	0.183	2668211	142 7 TL		260	39	7.5	48	38	0.417	6416340	142 10 JC	
180	32	6.5	40	37	0.173	2668238	142 7 C		309	43	8.5	55	44	0.550	1995413	142 12 TL	
255	39	7.5	48	38	0.371	6416180	142 10 TL		300	43	8.5	55	44	0.530	1995553	142 12 C	
250	39	7.5	48	38	0.380	6416260	142 10 C										

143
UNIVERSAL PLIERS

6 settings

- > Acc. to DIN ISO 8976 Form B
- > Slim head
- > Forged twin-groove lay-on slip joint and toothed recess
- > Offset gripping faces for self-gripping of nuts and pipes
- > With finger protection
- > For pipes up to 1.1/2" and nuts up to 38 mm
- > GEDORE special chrome-vanadium steel, chrome-plated
- > Induction-rehardened serrated faces
- > Model C = slim handles with forged serrations
- > Model JC = chrome-plated, with 2-component handles



L ₁	L ₂	b	h	mm	mm	kg	Code	No.
256	40	10.6	56	38	0.340	6410650	143 10 C	
262	40	10.6	56	38	0.390	6415880	143 10 JC	

144
MECHANICS PLIERS

7 settings

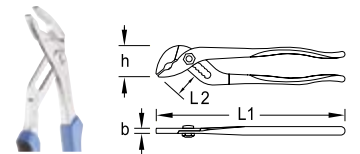
- > Acc. to DIN ISO 8976 Form A
- > Lay-on slip joint and straight, serrated jaws
- > GEDORE special chrome-vanadium steel
- > Induction-rehardened serrated faces



L ₁	L ₂	b	h	mm	mm	kg	Code	No.
113	13	3.8	23	16	0.042	6411110	144 4.1/2 C	
175	22	5.5	35	26	0.138	6411380	144 7 C	

145 WATER PUMP PLIERS

- > Acc. to DIN ISO 8976 Form A
- > Lay-on slip joint and toothed recess
- > Induction-rehardened serrated faces, with finger protection
- > Clamps automatically on pipes and nuts
- > GEDORE special chrome-vanadium steel, chrome-plated
- > Model C = handles cross-hatched
- > Model JC = with 2-component handles
- > 145 10 = 7 settings, with extra narrow jaws
- > 145 15 = 9 settings
- > 145 20 = 11 settings

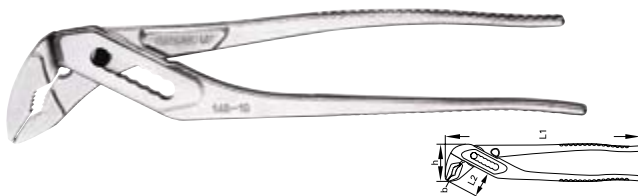


L ₁	L ₂	b	h	mm		Code	No.
250	41	7.8	47	39	0.365	6412000	145 10 C
260	41	7.8	47	39	0.425	6415610	145 10 JC
375	46	10.4	72	50	0.854	6412190	145 15 C
500	55	13.8	98	65	1.747	6412270	145 20 C

146 UNIVERSAL PLIERS

7 settings

- > Acc. to DIN ISO 8976 Form C
- > With safety box joint and finger protection
- > Automatic clamping with offset gripping surfaces
- > GEDORE special chrome-vanadium steel, chrome-plated, with polished surface
- > Induction-rehardened serrated faces
- > Model C = slim handles with forged serrations
- > Model JC = chrome-plated, with 2-component handles



L ₁	L ₂	b	h	mm		Code	No.
250	32.5	4.8	48	31	0.335	6413240	146 10 C
250	32.5	4.8	48	31	0.400	2672626	146 10 JC

146 B SPECIAL WATER PUMP PLIERS

5 settings

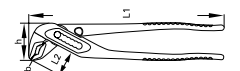
- > Acc. to DIN ISO 8976 Form C
- > With fast adjustment and tooth-lock box joint and toothed aperture
- > Absolutely safe - no slipping out of adjustment during work
- > With finger protection
- > GEDORE special chrome-vanadium steel, chrome-plated, polished



L ₁	L ₂	b	h	mm		Code	No.
250	45	8	55	50	0.485	6412510	146 B 10

9144 WATER PUMP PLIERS

- > Acc. to DIN ISO 8976
- > Chrome-vanadium steel
- > With box joint
- > Drop forged



L ₁	L ₂	b	h	mm		Code	No.
175	28	7.0	33	26	0.150	4533230	914417
240	35	7.5	40	33	0.290	4533310	914424
300	40	9.0	60	45	0.480	4533580	914430

Chain Pipe Wrenches

120 CHAIN PIPE WRENCH BOSS

- > Ideal for use in areas with restricted access
- > Ratchet-type operation
- > Plastic grip prevents hand from slipping off
- > Handle in GEDORE special chrome-vanadium steel



- > Drop forged
- > Tempered, teeth additionally hardened
- > Stove enamelled blue

E 120 SPARE CHAIN BOSS



Size	Ø mm	l mm	W kg	Code	No.
3/8-4	17-114	355	0.840	4502350	120000

l mm	W kg	Code	No.
450	0.320	4535280	120200

122 CHAIN PIPE WRENCH

American pattern

- > High efficiency due to maximum-possible lever action
- > Tempered steel acc. to EN 10083
- > With hardened exchangeable jaws, toothed on both sides
- > Stove enamelled blue



E 122 SPARE CHAIN



Size	l mm	W kg	Code	No.
1/8-2	380	0.725	4548500	122202
1/4-3	490	0.950	4548690	122203
3/4-4	610	1.410	4548770	122204
1-6	850	2.200	4548850	122206
1.1/2-8	1080	3.300	4548930	122208
2-12	1450	5.740	4549070	122212

E 122 SPARE JAWS (PAIR)



Size	Ø mm	l inch	l mm	W kg	Code	No.
1/8-2	10-60	20	510	2.5	4535360	122002
1/4-3	13-89	28	710	4.0	4535440	122003
3/4-4	27-114	37	940	6.6	4502430	122004
1-6	33-168	43	1090	9.1	4502510	122006
1.1/2-8	48-219	50	1275	13.0	4548340	122008
2-12	60-324	63	1600	22.1	4548420	122012

Size	W kg	Code	No.
1/8-2	0.340	4549150	122302
1/4-3	1.030	4549230	122303
3/4-4	1.520	4549310	122304
1-6	2.100	4549580	122306
1.1/2-8	2.640	4549660	122308
2-12	4.450	4549740	122312



Special Pliers

8385

WIRE TWISTING PLIERS

- > For twisting and cutting
- > GEDORE special hardened and tempered steel, gun-metal finish
- > Angled by 45°
- > Extra narrow head shape
- > Cross-hatched gripping face for better "wire grip"
- > Twists wires from 0.5 to 1.6 mm Ø
- > Clockwise or counterclockwise twisting, adjustable by turning handle
- > Automatic resetting
- > Cutting edge with FOD (= No Foreign Object Damage). The special red plastic coating securely holds the rest of the cut wire. This rules out the wire being accidentally lost.



mm	inch	kg	Code	No.
229	9	0.400	1979957	8385

8386

CONNECTOR PLIERS

- > With lap joint
- > 3 settings
- > Protects sensitive surfaces
- > Particularly suitable for Canon-Connectors or other screw connectors
- > Plastic jaws bolted and replaceable (No. E-8386), jaw width 11 mm
- > GEDORE high-performance hardened and tempered steel, chrome-plated
- > Handles dip-insulated



mm	kg	Code	No.
20-60	0.300	2003481	8386
	0.010	2003694	E-8386

304

SEAMING PLIERS

straight pattern

- > Straight pattern
- > Forged



mm	mm	kg	Code	No.
60	265	0.590	4508550	304060

305

SEAMING PLIERS

bent pattern

- > Bent pattern, bending angle 45°
- > Forged



mm	mm	kg	Code	No.
60	265	0.630	4508630	305060

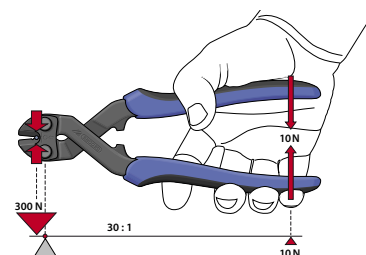
Bolt Cutters

8340 / 8340 Z BOLT CUTTERS

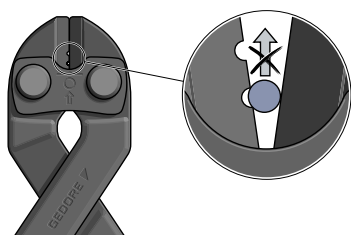


- > Compact power bolt cutter with a particularly effective cutting performance
- > Optimum lever action requires less effort
- > Wear-free rotating/thrust block bolt to reduce sliding friction when cutting
- > Force optimised, joint-near cutting is guaranteed

- > The effective force multiplication ratio of 1:30 results of the joint-near use of the cutting edge
- > Here the lever ratio of hand to cutting force is optimal
- > A gliding ahead from this cutting position is prevented by the micro-grooves resp. the additional cutting edge

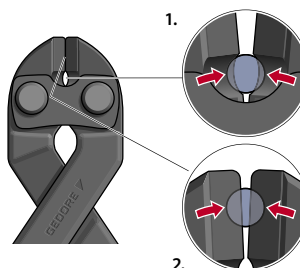


8340



- > With a cut soft, medium-hard or hard wires up to 4 mm Ø are separated
- > The gliding ahead of the cutting material is prevented by two one-sided micro-grooves and thus is always stays in optimal cutting position

8340 Z



- > With two cuts soft, medium-hard or hard wires from 4 to 6 mm Ø are separated
- > The extra cutting edge (1) serves as first cut for thick bolts and engraves them deeply
- > In the second step, the main cutting edge (2) cuts through the bolt completely

8340 BOLT CUTTER

- > Compact power bolt cutter with a particularly effective cutting performance
- > Optimum lever action requires less effort
- > Wear-free rotating/thrust block bolt to reduce sliding friction when cutting
- > Cutting edges additionally inductively hardened (63 - 65 HRC)
- > The gliding ahead of the cutting material is prevented by two one-sided micro-grooves and thus is always stays in optimal cutting position
- > Precision cutting edges for soft wire up to Ø 6.0 mm, hard and piano wire up to Ø 3.8 mm
- > Model JL = steel-grey
- > Model TL = steel-grey, with blue dipped handle protectors

8340 Z BOLT CUTTER

- > Compact power bolt cutter with a particularly effective cutting performance
- > Optimum lever action requires less effort
- > Wear-free rotating/thrust block bolt to reduce sliding friction when cutting
- > Cutting edges additionally inductively hardened (63 - 65 HRC)
- > Double-sided recess cutting with extra cutting edge, near the joint, ensures optimum lever conditions for large wire diameters
- > The extra cutting edge serves as first cut for thick bolts and engraves them deeply
- > In the second step, the main cutting edge cuts through the bolt completely
- > Precision cutting edges for soft wire up to Ø 6.0 mm, hard wire up to Ø 5.5 mm and piano wire up to Ø 3.8 mm
- > Model JL = steel-grey
- > Model TL = steel-grey, with blue dipped handle protectors



8340-200 JL



8340 Z-200 JL



8340-200 TL



8340 Z-200 TL

l - mm ▶	kg	Code	No.
200	0.389	2541300	8340-200 JL
200	0.338	2541289	8340-200 TL

l - mm ▶	kg	Code	No.
200	0.389	2666324	8340 Z-200 JL
200	0.338	2666316	8340 Z-200 TL



8178 BOLT CUTTER

- > Acc. to DIN ISO 5743
- > Double cam bolt adjustment
- > Cutting head replaceable
- > Cutting heads from chrome-vanadium steel
- > Max. cutting performance 44 HRC



max. \bullet mm	mm	inch	$\frac{kg}{lb}$	Code	No.
5	460	18	1.680	2675137	8178 460
7	620	24	2.460	2675145	8178 620
8	780	30	4.700	2675153	8178 780
9	900	36	5.000	2675161	8178 900

E-8178 SPARE CUTTING HEAD

$\frac{kg}{lb}$	Code	No.
0.440	2675196	E-8178 460
0.800	2675218	E-8178 620
1.460	2675226	E-8178 780
1.470	2675234	E-8178 900

8179 CONCRETE MESH AND BOLT CUTTER

- > Acc. to DIN ISO 5743
- > Double cam bolt adjustment
- > Cutting head replaceable
- > Cutters from chrome-vanadium steel
- > Max. cutting performance in round stock 40 HRC, 9 mm or 2 x 8 mm



max. \bullet mm	mm	$\frac{kg}{lb}$	Code	No.
9/2x8	900	3.500	2675188	8179 900

E-8179 SPARE CUTTING HEAD

$\frac{kg}{lb}$	Code	No.
0.980	2675242	E-8179 900

Blacksmith's tongs

230 BLACKSMITH'S TONGS

- > Flat nosed



mm	for workpieces	$\frac{kg}{lb}$	Code	No.
300	6 mm	0.500	8842510	230-300
400	8 mm	0.860	8842780	230-400
500	10 mm	1.240	8842860	230-500
600	14 mm	1.710	8842940	230-600

231 BLACKSMITH'S TONGS

- > Round nosed



mm	for workpieces	$\frac{kg}{lb}$	Code	No.
400	12 mm	0.870	8843590	231-400
500	16 mm	1.220	8843670	231-500

233 BLACKSMITH'S TONGS

- > Wolf's jaw



mm	for workpieces	$\frac{kg}{lb}$	Code	No.
300	6 mm	0.610	8845100	233-300
400	8 - 10 mm	0.930	8845290	233-400
500	12 mm	1.320	8845370	233-500

Plier assortments

- › Produced in-house by GEDORE Austria
- › Combination, flat-nosed, round-nosed and mechanics pliers made from GEDORE special hardened and tempered steel
- › Side cutters and end cutting nippers made from GEDORE high-performance hardened and tempered steel
- › JC = chrome-plated, 2-component handle protectors
- › TL = clear varnished, with blue dipped non-slip handles
- › Hot-forged tempered steel
- › Precision machined, oil-hardened and annealed
- › Induction-rehardened cutting edges
- › Protective nickel and chrome plating
- › Optimum transfer of force
- › High cutting performance
- › Fatigue-free, even in constant use
- › Guaranteed GEDORE quality

S 8003 JC PLIERS SET

3 pieces

- › Practical set composition in environmentally-friendly cardboard box
- › JC = chrome-plated, with 2-component handles





S 8003 TL PLIERS SET

3 pieces

- › Practical set composition in environmentally-friendly cardboard box
- › TL = steel-grey, with blue dipped non-slip handles



Contents		Code	No.
8132-160 JC	0.766	6701110	S 8003 JC
8250-180 JC			
8316-160 JC			

Contents		Code	No.
8132-160 TL	0.642	6755470	S 8003 TL
8250-180 TL			
8316-160 TL			

VDE S 8003 H

›587



VDE S 8003

›587



S 8200 JC PLIERS SET

4 pieces

- > Practical set composition in environmentally-friendly cardboard box
- > JC = chrome-plated, with 2-component handles




Contents			Code	No.
8098-160 JC	8250-180 JC	0,927	6730800	S 8200 JC
8132-160 JC	8314-160 JC			

S 8303 JC PLIERS SET

3 pieces

- > Practical set composition in environmentally-friendly cardboard box
- > JC = chrome-plated, with 2-component handles




Contents		Code	No.
142 10 JC	1.005	6703160	S 8303 JC
8250-180 JC			
8316-160 JC			

S 8303 TL PLIERS SET

3 pieces

- > Practical set composition in environmentally-friendly cardboard box
- > TL = steel-grey, with blue dipped non-slip handles



Contents		Code	No.
142 10 TL	0.880	6703910	S 8303 TL
8250-180 TL			
8316-160 TL			

1101-142-2150

>59



1102 L

>63



1101-002 PLIERS SET

NEW

6 pieces

- > Practical set composition in sturdy plastic case
- > JC = chrome-plated, with 2-component handles
- > In GEDORE i-BOXX® 72 no. 1101 L
- > Dimensions: W 367 x D 316 x H 72 mm



Contents		kg	Code	No.
8098-160 JC	8132-160 JC	1,740	1708155	1101-002
8120-160 JC	8250-180 JC			
8122-160 JC	8316-180 JC			

1102-003 PLIERS SET

NEW

3 pieces

- > Practical set composition
- > JC = chrome-plated, with 2-component handles
- > In GEDORE L-BOXX® Mini, incl. divider set
- > Dimensions: W 260 x D 155 x H 63 mm



Contents		kg	Code	No.
8132-160 JC		0,940	1692305	1102-003
8250-180 JC				
8316-160 JC				

1102-007 PLIERS SET

NEW

3 pieces

- > Practical set composition
- > In GEDORE L-BOXX® Mini, incl. divider set
- > Dimensions: W 260 x D 155 x H 63 mm



Contents		kg	Code	No.
8132-200 JC		1.201	2951789	1102-007
8314-180 JC				
142 10 TL				

1102-008 PLIERS SET

NEW

3 pieces

- > Practical set composition
- > In GEDORE L-BOXX® Mini, incl. divider set
- > Dimensions: W 260 x D 155 x H 63 mm



Contents		kg	Code	No.
8316-160 JC		0.977	2951797	1102-008
8133-200 JC				
142 7 TL				



Circlip pliers sets

S 8000 SET OF CIRCLIP PLIERS

4 pieces

- > Most popular sizes, packed in environmentally-friendly cardboard box
- > Particularly suitable for barely accessible places
- > For internal and external circlip rings
- > With straight and 90° angled tips



Contents	kg	Code	No.
8000 A 2 A 21	0.756	6701030	S 8000
8000 J 2 J 21			



S 8008 SET OF CIRCLIP PLIERS

8 pieces

- > Most popular sizes, packed in environmentally-friendly cardboard box
- > Particularly suitable for barely accessible places
- > For internal and external circlip rings
- > With straight and 90° angled tips



Contents	kg	Code	No.
8000 A 1 A 11 A 2 A 21	1.082	6700490	S 8008
8000 J 1 J 11 J 2 J 21			



S 8100 SET OF CIRCLIP PLIERS

4 pieces

- > Most popular sizes, packed in environmentally-friendly cardboard box
- > Particularly suitable for barely accessible places
- > For internal and external circlip rings
- > With straight and 90° angled tips



Contents	kg	Code	No.
8000 A 1 A 2	0.597	6703080	S 8100
8000 J 1 J 2			



S 8024 SET OF CIRCLIP PLIERS

4 pieces

- > Most popular sizes, packed in environmentally-friendly cardboard box
- > For automotive use
- > Particularly suitable for barely accessible places
- > For internal and external circlip rings
- > With straight and 45° angled tips



Contents	kg	Code	No.
8000 A 2 A 22	0.756	2148684	S 8024
8000 J 2 J 22			



5 8028 SET OF CIRCLIP PLIERS

8 pieces

- > Most popular sizes, packed in environmentally-friendly cardboard box
- > For automotive use
- > Particularly suitable for barely accessible places
- > For internal and external circlip rings
- > With straight and 45° angled tips




Contents		Code	No.
8000 A 1 A 2 A 12 A 22	1.082	2148692	S 8028
8000 J 1 J 2 J 12 J 22			



1101-001 SET OF CIRCLIP PLIERS

8 pieces

- > Usual type of tool set packed in sturdy plastic case
- > Particularly suitable for barely accessible places
- > For internal and external circlip rings
- > With straight and 90° angled tips
- > In GEDORE i-BOXX® 72, with transparent cover for getting an immediate impression
- > Dimensions: W 367 x D 316 x H 72 mm




Contents		Code	No.
8000 A 1 A 11 A 2 A 21	1.550	1692275	1101-001
8000 J 1 J 11 J 2 J 21			



1102-001 SET OF CIRCLIP PLIERS

4 pieces

- > Usual type of tool set
- > Particularly suitable for barely accessible places
- > For internal and external circlip rings
- > With straight and 90° angled tips
- > In GEDORE L-BOXX® Mini, incl. divider set
- > Dimensions: W 260 x D 155 x H 63 mm



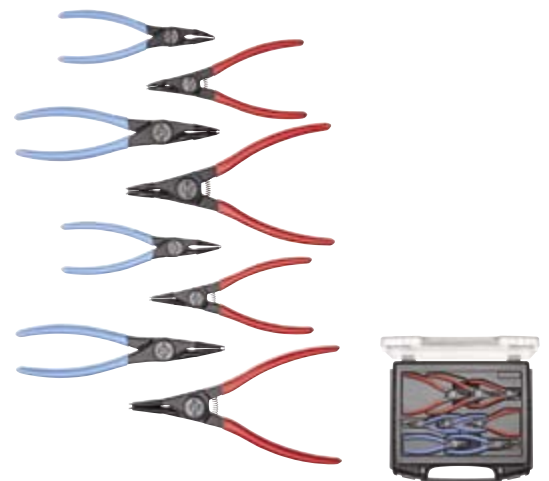
Contents		Code	No.
8000 A 2 A 21	1.220	1692283	1102-001
8000 J 2 J 21			



1101-004 SET OF CIRCLIP PLIERS

8 pieces

- > Particularly suitable for barely accessible places
- > With straight and 45° angled tips
- > For the safe installation and removal of internal and external retaining rings up to a size of 60 mm
- > In GEDORE i-BOXX® 72, with transparent cover for getting an immediate impression
- > Dimensions: W 367 x D 316 x H 72 mm



Contents		Code	No.
8000 A 1 A 12 A 2 A 22	1.550	2148706	1101-004
8000 J 1 J 12 J 2 J 22			



NEW

