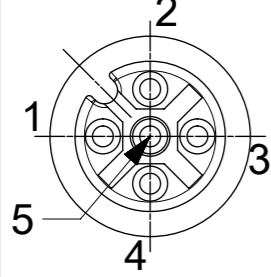
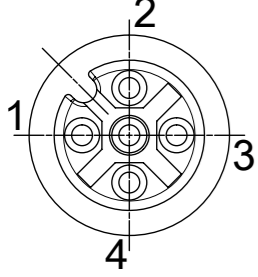


# FACE VIEWS

## M12 FEMALE

### 4 POLE

### 5 POLE



Pin	Wire color
1	BROWN
2	WHITE
3	BLUE
4	BLACK

Pin	Wire color
1	BROWN
2	WHITE
3	BLUE
4	BLACK
5	GRAY

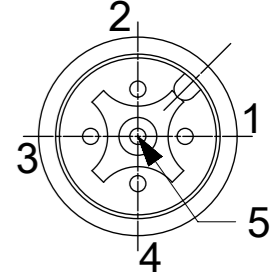
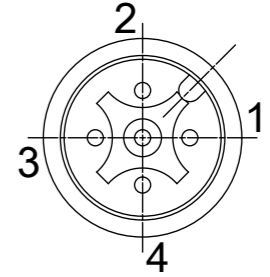
SHIELD CONNECTED TO THE COUPLING NUT

# FACE VIEWS

## M12 MALE

### 4 POLE

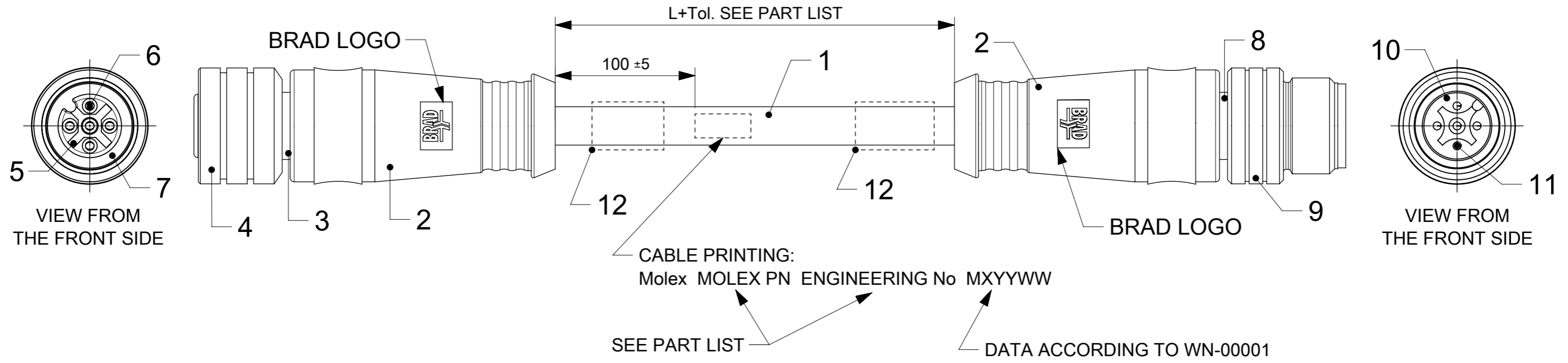
### 5 POLE



Pin	Wire color
1	BROWN
2	WHITE
3	BLUE
4	BLACK

Pin	Wire color
1	BROWN
2	WHITE
3	BLUE
4	BLACK
5	GRAY

SHIELD CONNECTED TO THE COUPLING NUT



CABLE PRINTING:  
Molex MOLEX PN ENGINEERING No MXYWW

SEE PART LIST

DATA ACCORDING TO WN-00001

NOTE:  
1. MATRIX, BOM & PART LIST - SEE SHEET 2

THIS DRAWING CONTAINS INFORMATION THAT IS PROPRIETARY TO MOLEX ELECTRONIC TECHNOLOGIES, LLC AND SHOULD NOT BE USED WITHOUT WRITTEN PERMISSION									
DIMENSION UNITS	SCALE	CURRENT REV DESC: OBSOLETE PART NUMBERS AS PER PCN#506884							
mm	2:1								
GENERAL TOLERANCES (UNLESS SPECIFIED)									
ANGULAR TOL	± °	CSE M12 XP AC FE STR MA STR XM SH							
4 PLACES	±	PRODUCT CUSTOMER DRAWING							
3 PLACES	±	DOCUMENT NUMBER							
2 PLACES	±	1200695328							
1 PLACE	±	DOC TYPE DOC PART REVISION							
0 PLACES	±	PSD 00P A2							
DRAFT WHERE APPLICABLE MUST REMAIN WITHIN DIMENSIONS	THIRD ANGLE PROJECTION	DRAWING	SERIES	MATERIAL NUMBER	CUSTOMER	SHEET NUMBER			
		A3-SIZE	120069	SEE SHEET 2	GENERAL MARKET	1 OF 2			

# PART NO MATRIX

0 8 1 1 0 X A M F X X X 0 0

M12 WITH CABLE SHIELD

NUMBER OF POLES:  
04 = 4 POLES  
05 = 5 POLES

TYPE OF CONNECTOR:  
A = FEMALE STR - MALE STR

FEMALE + MALE

LENGTH:  
EXAMPLE:  
010 = 1 m  
100 = 10 m  
90 = 1.5 m  
91 = 0.6 m  
92 = 0.3 m  
93 = 2.5 m  
94 = 3.5 m  
95 = 7.5 m

TYPE OF CABLE:  
5 = PVC SH  
6 = PUR SH

## PART LSIT

MOLEX PN	ENGINEERING No	L[mm]
1200695328	0811 05AMF 01500	1000
1200695331	0811 05AMF 02600	2000
1200695332	0811 05AMF 05500	5000
1200695339	0811 05AMF 10500	10000
1200695342	0811 05AMF 15500	15000
1200695346	0811 05AMF 20500	20000
1200695356	0811 05AMF 93500	2500
1200698167	0811 05AMF 05600	5000
1200698435	0811 05AMF 01600	1000
1200695287	0811 04AMF 08600	8000
1200695286	0811 04AMF 06600	6000

Over	Up to and including	Tolerance (+)
0	1000	+20 -10
1000	5000	±25
5000	10000	±30
10000	20000	±30
20000	30000	±50
30000	>	±60

## BOM

ITEM	QTY.	DESCRIPTION	MATERIAL	FINISH/COLOR
12	2	ID CARRIER	PVC	-
11	4/5	CONTACT MALE	BRASS	GOLD OVER Ni-PLATED
10	1	INSERT MALE XP SEE MATRIX	PUR	BLACK
9	1	COUPLING NUT MALE	BRASS	Ni-PLATED
8	1	SLEEVE MALE	BRASS	Ni-PLATED
7	1	GASKET	FPM	RED
6	4/5	CONTACT FEMALE	BRONZE	GOLD OVER Ni-PLATED
5	1	INSERT FEMALE XP SEE MATRIX	PUR	BLACK
4	1	COUPLING NUT FEMALE	BRASS	Ni-PLATED
3	1	SLEEVE FEMALE	BRASS	Ni-PLATED
2	-	MOULDING MATERIAL	TPU	BLACK
1	-	CABLE	SEE MATRIX	-

THIS DRAWING CONTAINS INFORMATION THAT IS PROPRIETARY TO MOLEX ELECTRONIC TECHNOLOGIES, LLC AND SHOULD NOT BE USED WITHOUT WRITTEN PERMISSION

DIMENSION UNITS <b>mm</b>	SCALE <b>1:1</b>	CURRENT REV DESC: OBSOLETE PART NUMBERS AS PER PCN#506884	<b>molex</b>		
GENERAL TOLERANCES (UNLESS SPECIFIED)		EC NO: 662770			
ANGULAR TOL ± °		DRWN: SUGEEB	2021/02/26		
4 PLACES ±		CHK'D: GGA	2021/06/02		
3 PLACES ±		APPR: GGA	2021/06/02		
2 PLACES ±		INITIAL REVISION:	DOCUMENT NUMBER		
1 PLACE ±		DRWN: AKONDRACIUK	1200695328		
0 PLACES ±		APPR: MIWASIECZKO	DOC TYPE	DOC PART	
DRAFT WHERE APPLICABLE MUST REMAIN WITHIN DIMENSIONS	THIRD ANGLE PROJECTION	DRAWING	SERIES	MATERIAL NUMBER	
		A3-SIZE	120069	SEE PART LIST	
			CUSTOMER	GENERAL MARKET	
			SHEET NUMBER	2 OF 2	