

Lightning arrester type 1 - FLT 50 N/PE - 2800108

Please be informed that the data shown in this PDF Document is generated from our Online Catalog. Please find the complete data in the user's documentation. Our General Terms of Use for Downloads are valid (<http://phoenixcontact.com/download>)



Lightning current arrester with encapsulated N-PE spark gap, 1-channel. Housing width: 17.5 mm (1 Div.)



Key commercial data

Packing unit	1 pc
Custom tariff number	85363010
Country of origin	Germany

Technical data

Dimensions

Height	90 mm
Width	17.6 mm
Depth	65.7 mm
Horizontal pitch	1 Div.

Ambient conditions

Degree of protection	IP20
Ambient temperature (operation)	-40 °C ... 85 °C
Permissible humidity (operation)	≤ 95 %

General

IEC power supply system	TT
	TN-S
Housing material	PA-GF
Inflammability class according to UL 94	V0
Color	black
Standards for air and creepage distances	EN 60664-1
	EN 61643-11

Lightning arrester type 1 - FLT 50 N/PE - 2800108

Technical data

General

Mounting type	DIN rail: 35 mm
Type	Rail-mountable module, one-piece
Number of positions	1
Surge protection fault message	None
Direction of action	N-PE

Protective circuit

IEC test classification	I
	T1
EN type	T1
Nominal voltage U_N	230 V AC (400 V AC)
Maximum continuous operating voltage U_C	260 V AC
Maximum continuous operating voltage U_C (N-PE)	260 V AC
U_T (TOV-proof)	1200 V AC (200 ms)
Nominal frequency f_N	50 Hz
	60 Hz
Residual current I_{PE}	≤ 0.1 mA
Standby power consumption P_C	≤ 26 mVA
Max. discharge current I_{max} (8/20) μ s	50 kA
Max. discharge current I_{max} (8/20) μ s maximum (N-PE)	50 kA
Nominal discharge current I_n (8/20) μ s	50 kA
Nominal discharge current I_n (8/20) μ s (N-PE)	50 kA
Impulse discharge current (10/350) μ s charge	25 As
Impulse discharge current (10/350) μ s, specific energy	625 kJ/ Ω
Impulse discharge current (10/350) μ s, peak value I_{imp}	50 kA
Front of wave sparkover voltage at 6 kV (1.2/50) μ s	≤ 5 kV
Front of wave sparkover voltage at 6 kV (1.2/50) μ s (N-PE)	≤ 5 kV
Voltage protection level U_p (N-PE)	≤ 5 kV
Response time	≤ 100 ns
Response time (N-PE)	≤ 100 ns
Follow current quenching capacity I_f (N-PE)	500 A

Connection, protective circuit

Connection method	Screw connection
Connection type IN	Biconnect screw terminal block
Connection type OUT	Biconnect screw terminal block
Connection method	Biconnect terminal block
Screw thread	M5

Lightning arrester type 1 - FLT 50 N/PE - 2800108

Technical data

Connection, protective circuit

Tightening torque	4.5 Nm
Stripping length	14.5 mm
Conductor cross section stranded min.	0.5 mm ²
Conductor cross section stranded max.	25 mm ²
Conductor cross section solid min.	0.5 mm ²
Conductor cross section solid max.	35 mm ²
Conductor cross section AWG/kcmil min.	20
Conductor cross section AWG/kcmil max	2

Standards and Regulations

Standards/regulations	IEC 61643-1 2005
	DIN EN 61643-11 2002
	DIN EN 61643-11/A11 2007

Classifications

eCl@ss

eCl@ss 4.0	27140201
eCl@ss 4.1	27140201
eCl@ss 5.0	27140201
eCl@ss 5.1	27140201
eCl@ss 6.0	27140201
eCl@ss 7.0	27140201
eCl@ss 8.0	27140201

ETIM

ETIM 2.0	EC000381
ETIM 3.0	EC000381
ETIM 4.0	EC000381
ETIM 5.0	EC000381

UNSPSC

UNSPSC 6.01	30212010
UNSPSC 7.0901	39121610
UNSPSC 11	39121610
UNSPSC 12.01	39121610
UNSPSC 13.2	39121620

Lightning arrester type 1 - FLT 50 N/PE - 2800108

Approvals

Approvals



Approvals

KEMA-KEUR / GOST / IEC CB Scheme

Ex Approvals

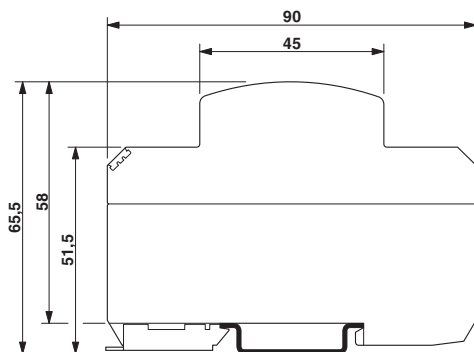
Approvals submitted

Approval details



Drawings

Dimensioned drawing



Circuit diagram

