



File No.:E75887



Pending



FEATURES

- FCC Pt 68
- Small Package
- Sealed Type
- PC Pin
- Sensitive type and standard type are available

CONTACT RATINGS

Contact Arrangement	1C	
Contact Resistance	100mΩ (1A 24VDC)	
Contact Material	Silver Alloy	
Contact Rating(Resistive)	BAS111, BS211, SC211	BAS511
	NO:2A/125VAC, 2A/30VDC 1A/240VAC NC:1A/240VAC 2A/30VDC	NO/NC: 5A/120VAC 5A/30VDC
Max. Switching Voltage	240VAC/60VDC	120VAC/60VDC
Max. Switching Current	2A	5A
Max. Switching Power	250VA/60W	600VA/150W
Mechanical Life	5×10 ⁶ operations	
Electrical Life	1×10 ⁵ operations	

CHARACTERISTICS

Insulation Resistance		100MΩ (at 500VDC)
Dielectric Strength	Between coil & contacts	1000VAC 1min
	Between open contacts	500VAC 1min
Operate time (at nomi. volt.)		≤10ms
Release time (at nomi. volt.)		≤5ms
Humidity		35% ~ 85% RH
Ambient temperature		-25°C ~ +70°C
Shock Resistance	Functional	98m/s ²
	Destructive	980m/s ²
Vibration resistance		10Hz ~ 55Hz 1.5mm DA
Unit weight		Approx. 4g
Construction		Sealed Type, Dust Cover Type, Flux Free Type

Notes:1) The data shown above are initial values.

2) Please find coil temperature curve in the characteristic curved below.

ORDERING INFORMATION

Model BAS 111 DC12 GF - 1 - XXXX

Coil Power:111=Standard type
511=Standard type heavy load
Coil Voltage

GF:Gold Flash Contacts NIL:No Gold Flash
1:Dust Cover Type 2:Flux Free Type Nil:Sealed Type
Customer code

Model BS/SC 211 DC12 GF - 1 - XXXX

Coil Power:211=Sensitive type
Coil Voltage

GF:Gold Flash Contacts NIL:No Gold Flash
1:Dust Cover Type 2:Flux Free Type Nil:Sealed Type
Customer code

COIL DATA

at 23°C

Standard Type

Nominal Voltage VDC	Pick-up Voltage (Max.) VDC	Drop-out Voltage (Min.) VDC	Max. Allowable Voltage VDC	Coil Resistance Ω±10%
3	2.1	0.3	3.3	20
5	3.5	0.5	5.5	56
6	4.2	0.6	6.6	80
9	6.3	0.9	9.9	180
12	8.4	1.2	13.2	320
24	16.8	2.4	26.4	1280
48	33.6	4.8	52.8	5120

Sensitive Type

Nominal Voltage VDC	Pick-up Voltage (Max.) VDC	Drop-out Voltage (Min.) VDC	Max. Allowable Voltage VDC	Coil Resistance Ω±10%
3	2.1	0.3	4.8	45
5	3.5	0.5	8.0	120
6	4.2	0.6	9.6	180
9	6.3	0.9	14.4	400
12	8.4	1.2	19.2	700
24	16.8	2.4	38.4	2800

This datasheet is for customers' reference. All the specifications are subject to change without notice.



RELAYS & ELECTRONICS INT'L. CORP.

* SINCE 1976 *

RELAYS

TEL:(516) 328-9292 FAX:(516)326-9125 www.hascorelays.com email:info@hascorelays.com

BAS/BS/SC SERIES

SPDT

1,2,5 Amp

COIL

Coil Power	Standard Type: 450mW
	Sensitive Type: 200mW

SAFETY APPROVAL RATINGS

UL&CUL	BAS111, BS211, SC211	NO	2A 240VAC/60VDC
		NC	2A/60VDC, 1A/240VAC
	BAS511	NO/NC	5A 120VAC/60VDC

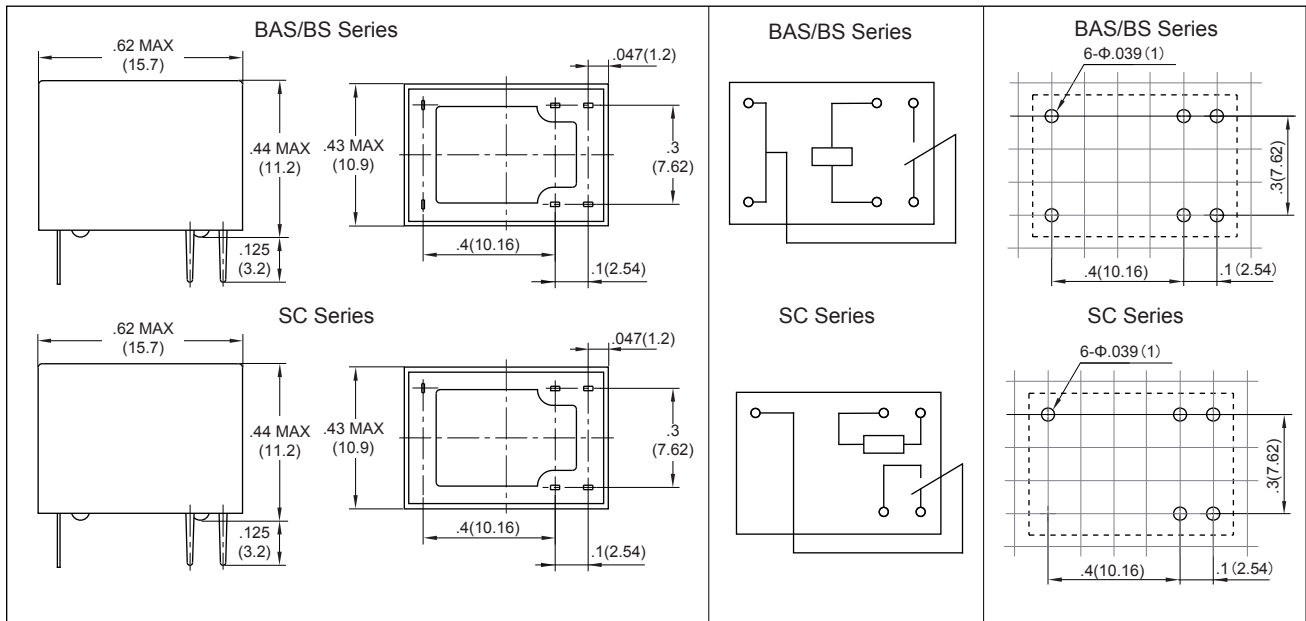
OUTLINE DIMENSIONS, WIRING DIAGRAM AND PC BOARD LAYOUT.

Unit: inch(mm)

Outline Dimensions

Wiring Diagram (Bottom view)

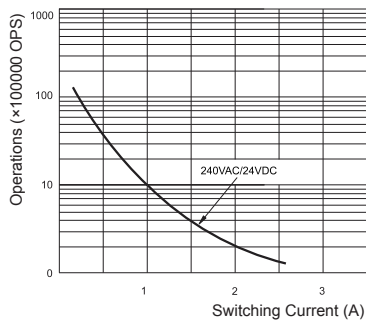
PCB Layout (Bottom view)



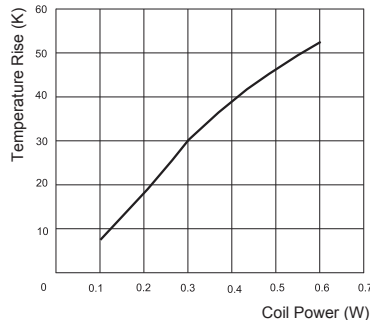
- Remark: 1) In case of no tolerance shown in outline dimension: outline dimension $\leq 1\text{mm}$, tolerance should be $\pm 0.2\text{mm}$; outline dimension $> 1\text{mm}$ and $\leq 5\text{mm}$, tolerance should be $\pm 0.3\text{mm}$; outline dimension $> 5\text{mm}$, tolerance should be $\pm 0.4\text{mm}$.
 2) The tolerance without indicating for PCB layout is always $\pm 0.1\text{mm}$.

CHARACTERISTIC CURVES

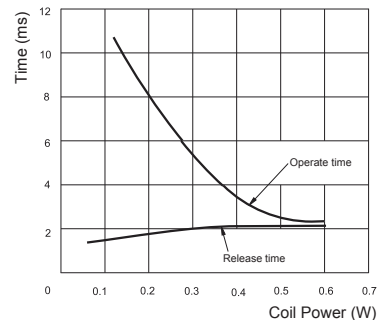
ENDURANCE CURVE



COIL TEMPERATURE RISE



OPERATE TIME



This datasheet is for customers' reference. All the specifications are subject to change without notice.



RELAYS

* SINCE 1976 *

TEL: (516) 328-9292 FAX: (516) 326-9125 www.hascorelays.com email: info@hascorelays.com