


**Data sheet | Item number: 2001-1308**

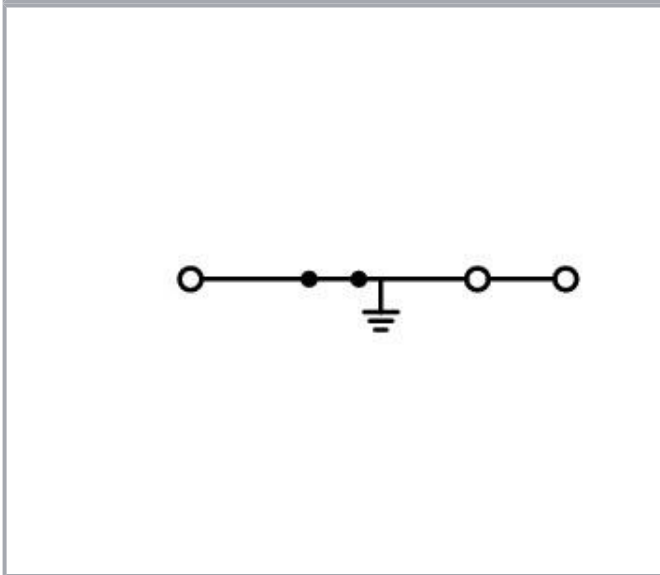

3-conductor shield terminal block; 1.5 mm<sup>2</sup>; side and center marking; for DIN-rail 35 x 15 and 35 x 7.5; Push-in CAGE CLAMP®; 1,50 mm<sup>2</sup>; white



[www.wago.com/2001-1308](http://www.wago.com/2001-1308)



Color: 



**Data**

**Electrical data**

**Ratings per IEC/EN**

Ratings per

IEC/EN 60947-7-2

Subject to changes. Please also observe the further product documentation!

WAGO GmbH & Co. KG  
Hansastr. 27  
32423 Minden  
Phone: +49571 887-0 | Fax: +49571 887-169  
Email: [info.de@wago.com](mailto:info.de@wago.com) | Web: [www.wago.com](http://www.wago.com)

Do you have any questions about our products?  
We are always happy to take your call at +49 (571) 887-44222.



## Connection data

Connection points	3
Number of levels	1
Number of jumper slots	2

## Connection 1

Connection technology	Push-in CAGE CLAMP®
Actuation type	Operating tool
Connectable conductor materials	Copper
Nominal cross-section	1.5 mm <sup>2</sup>
Solid conductor	0.25 ... 2.5 mm <sup>2</sup> / 22 ... 14 AWG
Solid conductor; push-in termination	0.75 ... 2.5 mm <sup>2</sup> / 18 ... 14 AWG
Fine-stranded conductor	0.25 ... 2.5 mm <sup>2</sup> / 22 ... 14 AWG
Fine-stranded conductor; with insulated ferrule	0.25 ... 1.5 mm <sup>2</sup> / 22 ... 16 AWG
Fine-stranded conductor; with ferrule; push-in termination	0.75 ... 1.5 mm <sup>2</sup> / 18 ... 16 AWG
Note (conductor cross-section)	Depending on the conductor characteristic, a conductor with a smaller cross-section can also be inserted via push-in termination.
Strip length	9 ... 11 mm / 0.35 ... 0.43 inches
Wiring direction	Front-entry wiring

## Physical data

Width	4.2 mm / 0.165 inches
Height	59.2 mm / 2.33 inches
Depth from upper-edge of DIN-rail	32.9 mm / 1.295 inches

## Mechanical Data

Mounting type	DIN-35 rail
Marking level	Center/side marking

## Material Data

Note (material data)	Information on material specifications can be found here
Color	white
Material group	I

Subject to changes. Please also observe the further product documentation!

Insulation material	Polyamide (PA66)
Flammability class per UL94	V0
Fire load	0.106 MJ
Weight	8 g

### Environmental requirements

Processing temperature	-35 ... +85 °C
Continuous operating temperature	-60 ... +105 °C

### Commercial data




eCl@ss 10.0	27-14-11-41
eCl@ss 9.0	27-14-11-41
ETIM 8.0	EC000901
ETIM 7.0	EC000901
PU (SPU)	100 pcs
Packaging type	box
Country of origin	DE
GTIN	4055143448222
Customs tariff number	85369010000

### Environmental Product Compliance

RoHS Compliance Status	Compliant, No Exemption
------------------------	-------------------------

### Approvals / Certificates



#### General approvals

Logo	Approval	Additional Approval Text	Certificate name
	CCA DEKRA Certification B.V.	EN 60947	NTR NL-7963
	CSA DEKRA Certification B.V.	C22.2 No. 158	1645434
	KEMA/KEUR DEKRA Certification B.V.	EN 60947	71-125954





Subject to changes. Please also observe the further product documentation!

	UL UL International Germany GmbH	UL 1059	E45172
--	-------------------------------------	---------	--------

## Declarations of conformity and manufacturer's declarations

Logo	Approval	Additional Approval Text	Certificate name
	EU-Declaration of Conformity WAGO GmbH & Co. KG	-	-
	Railway WAGO GmbH & Co. KG	-	Railway Ready
	UK-Declaration of Conformity WAGO GmbH & Co. KG	-	-

## Approvals for marine applications

Logo	Approval	Additional Approval Text	Certificate name
	ABS American Bureau of Shipping	EN 60947	20- HG1941090- PDA
	BV Bureau Veritas S.A.	EN 60947	38586/B0 BV
	DNV GL Det Norske Veritas, Germanischer Lloyd	-	TAE00001V2
	LR Lloyds Register	EN 60947	91/20112 (E9)

Subject to changes. Please also observe the further product documentation!

WAGO GmbH & Co. KG  
Hansastr. 27  
32423 Minden  
Phone: +49571 887-0 | Fax: +49571 887-169  
Email: [info.de@wago.com](mailto:info.de@wago.com) | Web: [www.wago.com](http://www.wago.com)

Do you have any questions about our products?  
We are always happy to take your call at +49 (571) 887-44222.

## Required accessories

### End plate

#### End plate

	<b>Item no.: 2002-1391</b> End and intermediate plate; 0.8 mm thick; gray	<a href="http://www.wago.com/2002-1391">www.wago.com/2002-1391</a>
	<b>Item no.: 2002-1392</b> End and intermediate plate; 0.8 mm thick; orange	<a href="http://www.wago.com/2002-1392">www.wago.com/2002-1392</a>













## Optional accessories

### Testing and measuring

#### Testing accessories

	<b>Item no.: 2009-174</b> Test plug adapter; for 4 mm Ø test plugs; for testing TOPJOB®S rail-mounted terminal blocks; gray	<a href="http://www.wago.com/2009-174">www.wago.com/2009-174</a>
	<b>Item no.: 2009-182</b> Testing tap; for max. 2.5 mm <sup>2</sup> ; tool-free connection for individual test wires 0.08 - 2.5 mm; gray	<a href="http://www.wago.com/2009-182">www.wago.com/2009-182</a>
	<b>Item no.: 2001-511</b> Modular TOPJOB®S connector; modular; for jumper contact slot; 1-pole; 1,50 mm <sup>2</sup> ; gray	<a href="http://www.wago.com/2001-511">www.wago.com/2001-511</a>
	<b>Item no.: 2001-554</b> Modular TOPJOB®S connector; modular; for jumper contact slot; 4-pole; 1,50 mm <sup>2</sup> ; gray	<a href="http://www.wago.com/2001-554">www.wago.com/2001-554</a>
	<b>Item no.: 2001-549</b> Spacer module; modular; e.g., for bridging commoned terminal blocks; gray	<a href="http://www.wago.com/2001-549">www.wago.com/2001-549</a>
	<b>Item no.: 2001-556</b> Modular TOPJOB®S connector; modular; for jumper contact slot; 6-pole; 1,50 mm <sup>2</sup> ; gray	<a href="http://www.wago.com/2001-556">www.wago.com/2001-556</a>
	<b>Item no.: 2001-557</b> Modular TOPJOB®S connector; modular; for jumper contact slot; 7-pole; 1,50 mm <sup>2</sup> ; gray	<a href="http://www.wago.com/2001-557">www.wago.com/2001-557</a>
	<b>Item no.: 2001-553</b> Modular TOPJOB®S connector; modular; for jumper contact slot; 3-pole; 1,50 mm <sup>2</sup> ; gray	<a href="http://www.wago.com/2001-553">www.wago.com/2001-553</a>
	<b>Item no.: 2001-552</b> Modular TOPJOB®S connector; modular; for jumper contact slot; 2-pole; 1,50 mm <sup>2</sup> ; gray	<a href="http://www.wago.com/2001-552">www.wago.com/2001-552</a>
	<b>Item no.: 2001-558</b> Modular TOPJOB®S connector; modular; for jumper contact slot; 8-pole; 1,50 mm <sup>2</sup> ; gray	<a href="http://www.wago.com/2001-558">www.wago.com/2001-558</a>
	<b>Item no.: 2001-560</b> Modular TOPJOB®S connector; modular; for jumper contact slot; 10-pole; 1,50 mm <sup>2</sup> ; gray	<a href="http://www.wago.com/2001-560">www.wago.com/2001-560</a>

Subject to changes. Please also observe the further product documentation!

	<b>Item no.: 2001-555</b> Modular TOPJOB®S connector; modular; for jumper contact slot; 5-pole; 1,50 mm <sup>2</sup> ; gray	<a href="http://www.wago.com/2001-555">www.wago.com/2001-555</a>
	<b>Item no.: 2001-559</b> Modular TOPJOB®S connector; modular; for jumper contact slot; 9-pole; 1,50 mm <sup>2</sup> ; gray	<a href="http://www.wago.com/2001-559">www.wago.com/2001-559</a>
<b>Protective warning marker</b>		
Cover		
	<b>Item no.: 2001-115</b> Protective warning marker; for 5 terminal blocks; with high-voltage symbol, black; yellow	<a href="http://www.wago.com/2001-115">www.wago.com/2001-115</a>
<b>Marking accessories</b>		
Marking strip		
	<b>Item no.: 2009-110</b> Marking strips; for Smart Printer; on reel; not stretchable; plain; snap-on type; white	<a href="http://www.wago.com/2009-110">www.wago.com/2009-110</a>
Marker		
	<b>Item no.: 2009-114/000-002</b> WMB-Inline; for Smart Printer; 2000 pieces on roll; stretchable 4 - 4.2 mm; plain; snap-on type; yellow	<a href="http://www.wago.com/2009-114/000-002">www.wago.com/2009-114/000-002</a>
	<b>Item no.: 2009-114/000-005</b> WMB-Inline; for Smart Printer; 2000 pieces on roll; stretchable 4 - 4.2 mm; plain; snap-on type; red	<a href="http://www.wago.com/2009-114/000-005">www.wago.com/2009-114/000-005</a>
	<b>Item no.: 2009-114/000-007</b> WMB-Inline; for Smart Printer; 2000 pieces on roll; stretchable 4 - 4.2 mm; plain; snap-on type; gray	<a href="http://www.wago.com/2009-114/000-007">www.wago.com/2009-114/000-007</a>
	<b>Item no.: 2009-114/000-023</b> WMB-Inline; for Smart Printer; 2000 pieces on roll; stretchable 4 - 4.2 mm; plain; snap-on type; green	<a href="http://www.wago.com/2009-114/000-023">www.wago.com/2009-114/000-023</a>
	<b>Item no.: 2009-114/000-006</b> WMB-Inline; for Smart Printer; 2000 pieces on roll; stretchable 4 - 4.2 mm; plain; snap-on type; blue	<a href="http://www.wago.com/2009-114/000-006">www.wago.com/2009-114/000-006</a>
	<b>Item no.: 2009-114/000-024</b> WMB-Inline; for Smart Printer; 2000 pieces on roll; stretchable 4 - 4.2 mm; plain; snap-on type; violet	<a href="http://www.wago.com/2009-114/000-024">www.wago.com/2009-114/000-024</a>
	<b>Item no.: 2009-114/000-012</b> WMB-Inline; for Smart Printer; 2000 pieces on roll; stretchable 4 - 4.2 mm; plain; snap-on type; orange	<a href="http://www.wago.com/2009-114/000-012">www.wago.com/2009-114/000-012</a>
	<b>Item no.: 2009-114</b> WMB-Inline; for Smart Printer; 2000 pieces on roll; stretchable 4 - 4.2 mm; plain; snap-on type; white	<a href="http://www.wago.com/2009-114">www.wago.com/2009-114</a>

Subject to changes. Please also observe the further product documentation!



Item no.: 793-4501/000-002

WMB marking card; as card; stretchable 4 - 4.2 mm; plain; snap-on type; yellow

[www.wago.com/793-4501/000-002](http://www.wago.com/793-4501/000-002)



Item no.: 793-4501/000-006

WMB marking card; as card; stretchable 4 - 4.2 mm; plain; snap-on type; blue

[www.wago.com/793-4501/000-006](http://www.wago.com/793-4501/000-006)



Item no.: 793-4501

WMB marking card; as card; stretchable 4 - 4.2 mm; plain; snap-on type; white

[www.wago.com/793-4501](http://www.wago.com/793-4501)



Item no.: 793-4501/000-023

WMB marking card; as card; stretchable 4 - 4.2 mm; plain; snap-on type; green

[www.wago.com/793-4501/000-023](http://www.wago.com/793-4501/000-023)



Item no.: 793-4501/000-024

WMB marking card; as card; stretchable 4 - 4.2 mm; plain; snap-on type; violet

[www.wago.com/793-4501/000-024](http://www.wago.com/793-4501/000-024)



Item no.: 793-4501/000-005

WMB marking card; as card; stretchable 4 - 4.2 mm; plain; snap-on type; red

[www.wago.com/793-4501/000-005](http://www.wago.com/793-4501/000-005)



Item no.: 793-4501/000-007

WMB marking card; as card; stretchable 4 - 4.2 mm; plain; snap-on type; gray

[www.wago.com/793-4501/000-007](http://www.wago.com/793-4501/000-007)



Item no.: 793-4501/000-012

WMB marking card; as card; stretchable 4 - 4.2 mm; plain; snap-on type; orange

[www.wago.com/793-4501/000-012](http://www.wago.com/793-4501/000-012)



Item no.: 793-4501/000-017

WMB marking card; as card; stretchable 4 - 4.2 mm; plain; snap-on type; light green

[www.wago.com/793-4501/000-017](http://www.wago.com/793-4501/000-017)

## Mounting

Cover carrier



Item no.: 709-169

Cover carrier; Type 3; gray

[www.wago.com/709-169](http://www.wago.com/709-169)

Cover

Subject to changes. Please also observe the further product documentation!

WAGO GmbH & Co. KG

Hansastr. 27

32423 Minden

Phone: +49571 887-0 | Fax: +49571 887-169

Email: [info.de@wago.com](mailto:info.de@wago.com) | Web: [www.wago.com](http://www.wago.com)

Do you have any questions about our products?

We are always happy to take your call at +49 (571) 887-44222.



**Item no.: 709-156**

Cover; Type 3; suitable for cover carrier, type 3; 1 m long; transparent

[www.wago.com/709-156](http://www.wago.com/709-156)

## Tool

### Operating tool



**Item no.: 210-648**

Operating tool; Blade: 2.5 x 0.4 mm; with a partially insulated shaft; angled; short

[www.wago.com/210-648](http://www.wago.com/210-648)



**Item no.: 210-647**

Operating tool; Blade: 2.5 x 0.4 mm; with a partially insulated shaft; multicoloured

[www.wago.com/210-647](http://www.wago.com/210-647)



**Item no.: 210-719**

Operating tool; Blade: 2.5 x 0.4 mm; with a partially insulated shaft

[www.wago.com/210-719](http://www.wago.com/210-719)

## Carrier rail

### Mounting accessories



**Item no.: 210-197**

Steel carrier rail; 35 x 15 mm; 1.5 mm thick; 2 m long; slotted; similar to EN 60715; silver-colored

[www.wago.com/210-197](http://www.wago.com/210-197)



**Item no.: 210-198**

Copper carrier rail; 35 x 15 mm; 2.3 mm thick; 2 m long; unslotted; according to EN 60715; copper-colored


[www.wago.com/210-198](http://www.wago.com/210-198)



**Item no.: 210-113**

Steel carrier rail; 35 x 7.5 mm; 1 mm thick; 2 m long; unslotted; according to EN 60715; silver-colored

[www.wago.com/210-113](http://www.wago.com/210-113)



**Item no.: 210-118**

Steel carrier rail; 35 x 15 mm; 2.3 mm thick; 2 m long; unslotted; according to EN 60715; silver-colored

[www.wago.com/210-118](http://www.wago.com/210-118)



**Item no.: 210-112**

Steel carrier rail; 35 x 7.5 mm; 1 mm thick; 2 m long; slotted; according to EN 60715; "Hole width 25 mm; silver-colored

[www.wago.com/210-112](http://www.wago.com/210-112)



**Item no.: 210-114**

Steel carrier rail; 35 x 15 mm; 1.5 mm thick; 2 m long; unslotted; similar to EN 60715; silver-colored


[www.wago.com/210-114](http://www.wago.com/210-114)



**Item no.: 210-115**

Steel carrier rail; 35 x 7.5 mm; 1 mm thick; 2 m long; slotted; according to EN 60715; "Hole width 18 mm; silver-colored

[www.wago.com/210-115](http://www.wago.com/210-115)



**Item no.: 210-196**

Aluminum carrier rail; 35 x 8.2 mm; 1.6 mm thick; 2 m long; unslotted; similar to EN 60715; silver-colored

[www.wago.com/210-196](http://www.wago.com/210-196)

## Insulation stop

### Insulation stop



**Item no.: 2001-171**

Insulation stop; 0.25 - 0.5 mm<sup>2</sup>; 5 pieces/strip; light gray

[www.wago.com/2001-171](http://www.wago.com/2001-171)

Subject to changes. Please also observe the further product documentation!

WAGO GmbH & Co. KG

Hansastr. 27

32423 Minden
















Phone: +49571 887-0 | Fax: +49571 887-169

Email: [info.de@wago.com](mailto:info.de@wago.com) | Web: [www.wago.com](http://www.wago.com)
















Do you have any questions about our products?

We are always happy to take your call at +49 (571) 887-44222.



Ferrule		
Ferrule		
	<b>Item no.: 216-241</b> Ferrule; Sleeve for 0.5 mm <sup>2</sup> / 20 AWG; insulated; electro-tin plated; electrolytic copper; gastight crimped; acc. to DIN 46228, Part 4/09.90; white	<a href="http://www.wago.com/216-241">www.wago.com/216-241</a>
	<b>Item no.: 216-242</b> Ferrule; Sleeve for 0.75 mm <sup>2</sup> / 18 AWG; insulated; electro-tin plated; electrolytic copper; gastight crimped; acc. to DIN 46228, Part 4/09.90; gray	<a href="http://www.wago.com/216-242">www.wago.com/216-242</a>
	<b>Item no.: 216-243</b> Ferrule; Sleeve for 1 mm <sup>2</sup> / AWG 18; insulated; electro-tin plated; electrolytic copper; gastight crimped; acc. to DIN 46228, Part 4/09.90; red	<a href="http://www.wago.com/216-243">www.wago.com/216-243</a>
	<b>Item no.: 216-244</b> Ferrule; Sleeve for 1.5 mm <sup>2</sup> / AWG 16; insulated; electro-tin plated; electrolytic copper; gastight crimped; acc. to DIN 46228, Part 4/09.90; black	<a href="http://www.wago.com/216-244">www.wago.com/216-244</a>
Jumpers		
Jumper		
	<b>Item no.: 210-123</b> Wire commoning chain; insulated; blue	<a href="http://www.wago.com/210-123">www.wago.com/210-123</a>
	<b>Item no.: 2001-402</b> Jumper; 2-way; insulated; light gray	<a href="http://www.wago.com/2001-402">www.wago.com/2001-402</a>
	<b>Item no.: 2001-403</b> Jumper; 3-way; insulated; light gray	<a href="http://www.wago.com/2001-403">www.wago.com/2001-403</a>
	<b>Item no.: 2001-405</b> Jumper; 5-way; insulated; light gray	<a href="http://www.wago.com/2001-405">www.wago.com/2001-405</a>
	<b>Item no.: 2001-406/020-000</b> Delta jumper; insulated; light gray	<a href="http://www.wago.com/2001-406/020-000">www.wago.com/2001-406/020-000</a>
	<b>Item no.: 2001-405/011-000</b> Star point jumper; 3-way; insulated; light gray	<a href="http://www.wago.com/2001-405/011-000">www.wago.com/2001-405/011-000</a>
	<b>Item no.: 2001-407</b> Jumper; 7-way; insulated; light gray	<a href="http://www.wago.com/2001-407">www.wago.com/2001-407</a>
	<b>Item no.: 2001-409</b> Jumper; 9-way; insulated; light gray	<a href="http://www.wago.com/2001-409">www.wago.com/2001-409</a>
	<b>Item no.: 2001-406</b> Jumper; 6-way; insulated; light gray	<a href="http://www.wago.com/2001-406">www.wago.com/2001-406</a>
	<b>Item no.: 2001-404</b> Jumper; 4-way; insulated; light gray	<a href="http://www.wago.com/2001-404">www.wago.com/2001-404</a>
	<b>Item no.: 2001-410</b> Jumper; 10-way; insulated; light gray	<a href="http://www.wago.com/2001-410">www.wago.com/2001-410</a>

Subject to changes. Please also observe the further product documentation!

	<b>Item no.: 2001-433</b> Jumper; from 1 to 3; insulated; light gray	<a href="http://www.wago.com/2001-433">www.wago.com/2001-433</a>
	<b>Item no.: 2001-435</b> Jumper; from 1 to 5; insulated; light gray	<a href="http://www.wago.com/2001-435">www.wago.com/2001-435</a>
	<b>Item no.: 2001-408</b> Jumper; 8-way; insulated; light gray	<a href="http://www.wago.com/2001-408">www.wago.com/2001-408</a>
	<b>Item no.: 2001-437</b> Jumper; from 1 to 7; insulated; light gray	<a href="http://www.wago.com/2001-437">www.wago.com/2001-437</a>
	<b>Item no.: 2001-436</b> Jumper; from 1 to 6; insulated; light gray	<a href="http://www.wago.com/2001-436">www.wago.com/2001-436</a>
	<b>Item no.: 2001-440</b> Jumper; from 1 to 10; insulated; light gray	<a href="http://www.wago.com/2001-440">www.wago.com/2001-440</a>
	<b>Item no.: 2001-438</b> Jumper; from 1 to 8; insulated; light gray	<a href="http://www.wago.com/2001-438">www.wago.com/2001-438</a>
	<b>Item no.: 2001-434</b> Jumper; from 1 to 4; insulated; light gray	<a href="http://www.wago.com/2001-434">www.wago.com/2001-434</a>
	<b>Item no.: 2001-439</b> Jumper; from 1 to 9; insulated; light gray	<a href="http://www.wago.com/2001-439">www.wago.com/2001-439</a>
	<b>Item no.: 210-103</b> Wire commoning chain; insulated; black	<a href="http://www.wago.com/210-103">www.wago.com/210-103</a>
<b>Push-in type wire jumper</b>		
Jumper		
	<b>Item no.: 2009-412</b> Push-in type wire jumper; insulated; 60 mm long; black	<a href="http://www.wago.com/2009-412">www.wago.com/2009-412</a>
	<b>Item no.: 2009-414</b> Push-in type wire jumper; 1.5 mm <sup>2</sup> ; insulated; 110 mm long; black	<a href="http://www.wago.com/2009-414">www.wago.com/2009-414</a>
	<b>Item no.: 2009-416</b> Push-in type wire jumper; 1.5 mm <sup>2</sup> ; insulated; 250 mm long; black	<a href="http://www.wago.com/2009-416">www.wago.com/2009-416</a>
	<b>Item no.: 2009-414/000-005</b> Push-in type wire jumper; 1.5 mm <sup>2</sup> ; insulated; 110 mm long; black	<a href="http://www.wago.com/2009-414/000-005">www.wago.com/2009-414/000-005</a>
	<b>Item no.: 2009-414/000-006</b> Push-in type wire jumper; insulated; 110 mm long; black	<a href="http://www.wago.com/2009-414/000-006">www.wago.com/2009-414/000-006</a>

Subject to changes. Please also observe the further product documentation!



## Downloads

### Documentation

#### Bid Text

2001-1308 X81 - Datei	2019 Feb 19	xml 3.6 kB	Download
--------------------------	-------------	---------------	----------

2001-1308 docx - Datei	2018 Aug 2	docx 14.8 kB	Download
---------------------------	------------	-----------------	----------

#### Additional Information

Technical Section Technical explanations		pdf 2.2 MB	Download
---	--	---------------	----------

## CAD/CAE-Data

### CAD data

2D/3D Models 2001-1308		URL	Download
------------------------	--	-----	----------

### CAE data

EPLAN Data Portal 2001-1308		URL	Download
-----------------------------	--	-----	----------

## Environmental Product Compliance


### Compliance Search

Environmental Product Compliance 2001-1308 3-conductor shield terminal block; 1.5 mm <sup>2</sup> ; side and center marking; for DIN-rail 35 x 15 and 35 x 7.5; Push-in CAGE CLAMP®; 1,50 mm <sup>2</sup> ; white		URL	Download
--	--	-----	----------


## Installation Notes

### Conductor termination


Subject to changes. Please also observe the further product documentation!



All conductor types at a glance




Push-in termination of solid and ferruled conductors



Inserting a conductor via push-in termination:

Solid conductors with cross-sections from either one size above, or up to two sizes below, the rated cross-section can be simply pushed in – no tools needed.




Inserting a conductor via operating tool:

Connecting fine-stranded conductors without ferrules, or small cross-sectional conductors that cannot be pushed in, is performed similarly to the original CAGE CLAMP® – just use an operating tool.

**Advantage:**


To open the clamp, the operating tool is inserted vertically. The conductor entry is less than 15 degrees for easier wiring.

Subject to changes. Please also observe the further product documentation!




Conductor termination – insulation stop

### Commoning



Insert push-in type jumper bar and push down until it hits backstop.




### Removing a push-in type jumper bar:

Insert the operating tool between the jumper and partition wall of the dual jumper slots, then lift up the jumper.


Place the operating tool in the center of jumpers for up to five contacts (see above), or alternately on both sides for jumpers with more than five contacts.

### Commoning


Subject to changes. Please also observe the further product documentation!



This star point jumper has been specially developed to create a "star point" and is used on motor terminal boards equipped with Rail-Mount Terminal Blocks TOPJOB® S.




This delta jumper has been specially developed to create a delta configuration and is used on motor terminal boards equipped with rail-mount terminal blocks TOPJOB® S.




Push down the wire jumper until fully inserted. Lift the jumper with an operating tool for rewiring.

### Testing


Subject to changes. Please also observe the further product documentation!



The modular TOPJOB® S connectors also connect conductors of the same size as the terminal blocks being used.



TOPJOB® S Connectors with a 2 mm Ø test socket for testing voltage via 2-pole voltage tester




Rail-mount terminal block assembly for electric motor wiring





Test plug adapter (2009-174, CAT I) for 4 mm Ø plugs – compatible with 2000 to 2016 Series

Subject to changes. Please also observe the further product documentation!



Testing tap (2009-182) for tool-free connection of test cables up to 2.5 mm<sup>2</sup> (12 AWG) – compatible with 2000 to 2016 Series


### Marking



Snapping WMB Inline markers into marker slots.

Subject to changes. Please also observe the further product documentation!





TOPJOB® S 2009-193 Group Marker Carrier  
(equipped with a marking strip) for all 2001 to  
2016 Series TOPJOB® S Rail-Mount Terminal  
Blocks

Do not use on an end plate!

## Product family

### TOPJOB® S

TOPJOB® S: In various industrial applications and modern building installations, WAGO's wide and versatile range of rail-mount terminal blocks provides more than just reliable electrical connections.

[Show all products from the family](#)

Subject to changes. Please also observe the further product documentation!