

# Double-Balanced Mixer

## 18 - 46 GHz



MAMX-011037-DIE

Rev. V3

### Features

- Low Conversion Loss: 6.5 dB
- High Linearity: 20 dBm IIP3
- Wide IF Bandwidth: DC to 20 GHz
- High Isolation
- Die Size: 1.15 × 0.97 × 0.10 mm
- RoHS\* Compliant

### Applications

- Test & Measurement
- Microwave Radio
- Radar

### Description

MAMX-011037-DIE is a double-balanced passive diode mixer MMIC. The mixer offers low conversion loss, high linearity and a wide IF bandwidth. The double-balanced circuit configuration provides excellent port isolation while internal 50 Ω matching simplifies its application.

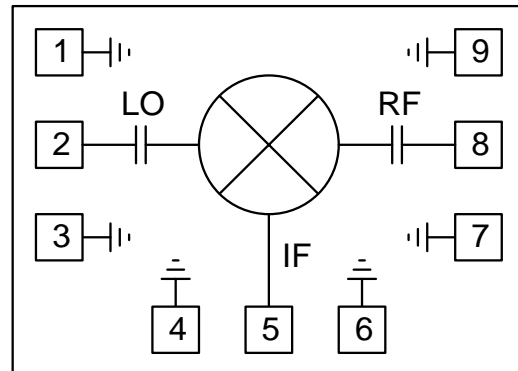
MAMX-011037-DIE is also available in a 3 mm QFN package. Refer to datasheet MAMX-011054.

### Ordering Information

Part Number	Package
MAMX-011037-DIE	Vacuum Release Gel Pack <sup>1</sup>
MAMX-011037-SB2	Sample Board

1. Die quantity varies.

### Functional Schematic



### Bond-pad Configuration

Pad #	Function
1,3,4,6,7,9,10	GND <sup>2</sup>
2	LO
5	IF
8	RF

2. These pads are internally connected to ground, and they can be left unconnected.
3. The backside of the die must be connected to RF, DC and thermal ground.

\* Restrictions on Hazardous Substances, compliant to current RoHS EU directive.

# Double-Balanced Mixer

## 18 - 46 GHz



MAMX-011037-DIE

Rev. V3

### Electrical Specifications<sup>4</sup>: $F_{IF} = 1 \text{ GHz}$ , $P_{LO} = +15 \text{ dBm}$ , $T_A = 25^\circ\text{C}$ , $Z_0 = 50 \Omega$

Parameter	Test Conditions	Units	Min.	Typ.	Max.
LO and RF Frequency	—	GHz	18	—	46
IF Frequency	—	GHz	0	—	20
LO Power	—	dBm	—	15	—
Conversion Loss	18 - 24 GHz 24 - 40 GHz 40 - 46 GHz	dB	—	6.5 6.5 6.5	12 10 11
Input P1dB	—	dBm	—	12	—
Input IP3	$P_{RF} = -10 \text{ dBm/tone}$ , $\Delta f = 1 \text{ MHz}$	dBm	—	20	—
Input IP2	$P_{RF} = -10 \text{ dBm/tone}$ , $\Delta f = 1 \text{ MHz}$	dBm	—	50	—
LO-to-RF Isolation	—	dB	—	35	—
LO-to-IF Isolation	18 - 24 GHz 24 - 40 GHz 40 - 46 GHz	dB	25 27 23	37 45 44	—
RF-to-IF Isolation	18 - 24 GHz 24 - 40 GHz 40 - 46 GHz	dB	— 8 13	10 24 27	—
RF Return Loss	RF = 40 GHz	dB	—	5	—
IF Return Loss	IF = 1 GHz	dB	—	15	—

4. All specifications refer to down-conversion operation, unless otherwise noted.

### Absolute Maximum Ratings<sup>5,6</sup>

Parameter	Absolute Maximum
LO Power	23 dBm
RF or IF Power	20 dBm
Junction Temperature <sup>7</sup>	+150°C
Operating Temperature	-55°C to +85°C
Storage Temperature	-65°C to +150°C

- Exceeding any one or combination of these limits may cause permanent damage to this device.
- MACOM does not recommend sustained operation near these survivability limits.
- Operating at nominal conditions with  $T_J \leq +150^\circ\text{C}$  will ensure  $\text{MTTF} > 1 \times 10^6$  hours.

### Handling Procedures

Please observe the following precautions to avoid damage:

### Static Sensitivity

These electronic devices are sensitive to electrostatic discharge (ESD) and can be damaged by static electricity. Proper ESD control techniques should be used when handling these HBM Class 1B devices.

# Double-Balanced Mixer

## 18 - 46 GHz

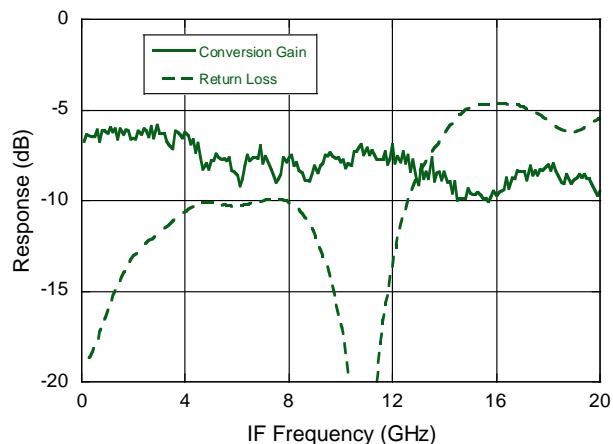


MAMX-011037-DIE

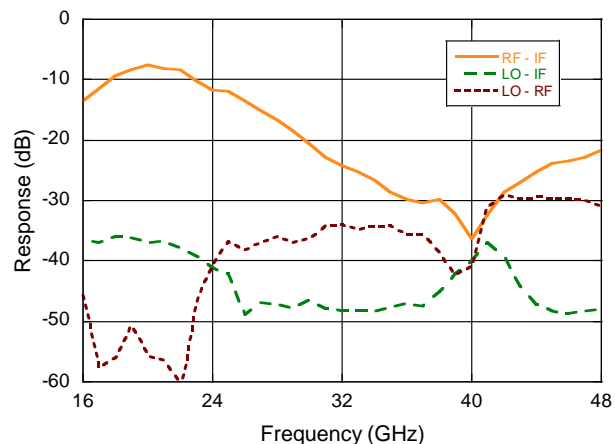
Rev. V3

Typical Performance Curves,  $P_{LO} = +15 \text{ dBm}$ ,  $T_A = 25^\circ\text{C}$

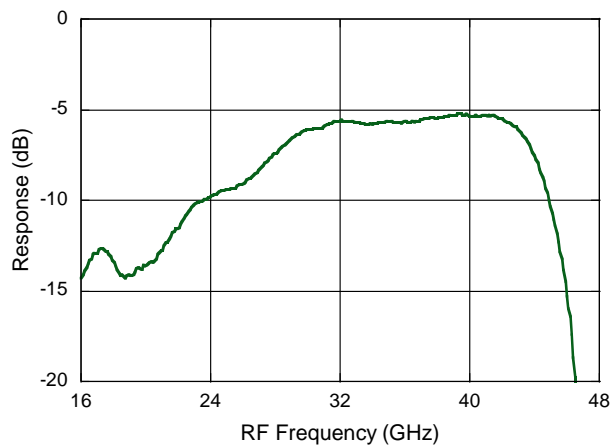
IF Bandwidth & Return Loss



Isolation



RF Return Loss



# Double-Balanced Mixer

## 18 - 46 GHz

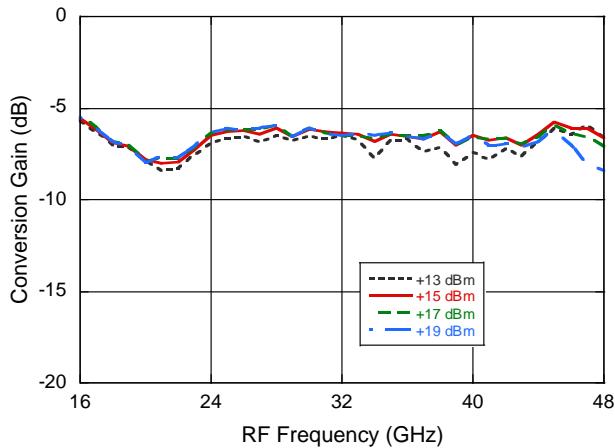


MAMX-011037-DIE

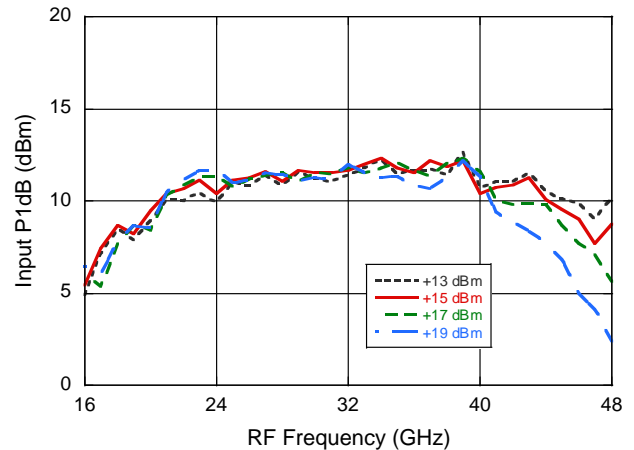
Rev. V3

### Typical Performance Curves vs. LO Power, $T_A = 25^\circ\text{C}$

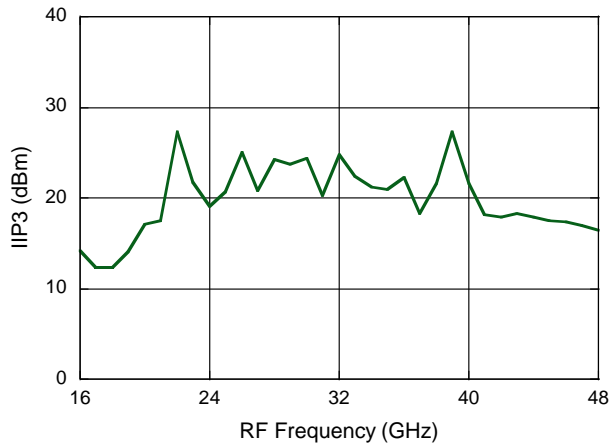
**Conversion Gain**



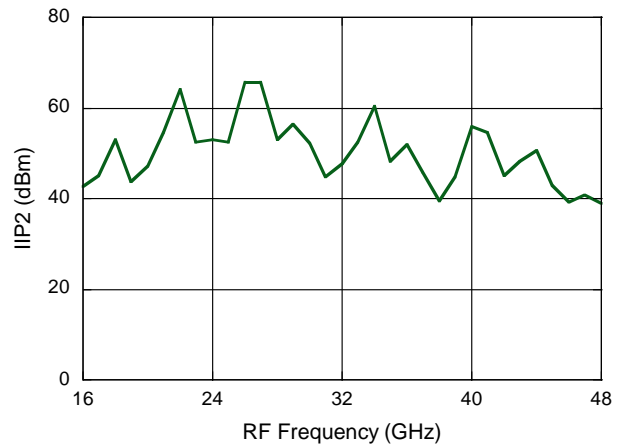
**Input P1dB**



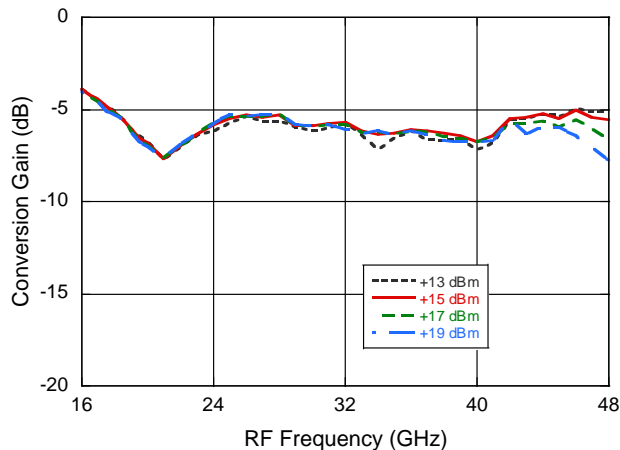
**Input IP3 at  $P_{LO} = +15\text{ dBm}$**



**Input IP2 at  $P_{LO} = +15\text{ dBm}$**



**Up Conversion Gain**



All performance curves refer to down-conversion operation, unless otherwise noted.  
Two-tone input power = -10 dBm each tone, 1 MHz spacing.

# Double-Balanced Mixer

## 18 - 46 GHz

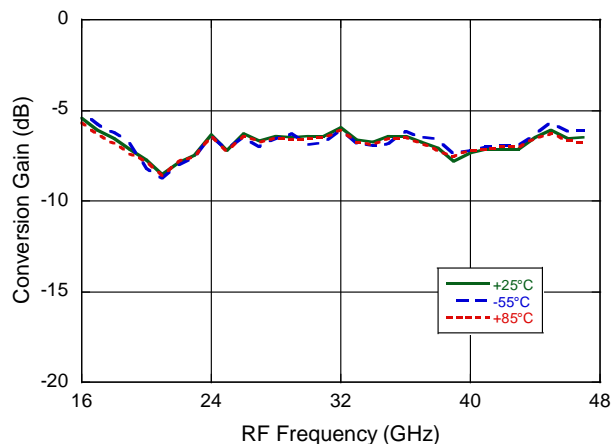


MAMX-011037-DIE

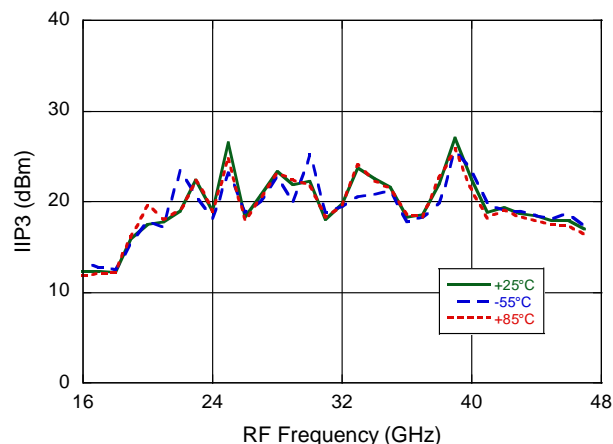
Rev. V3

### Typical Performance Curves vs. Temperature, $P_{LO} = +15$ dBm

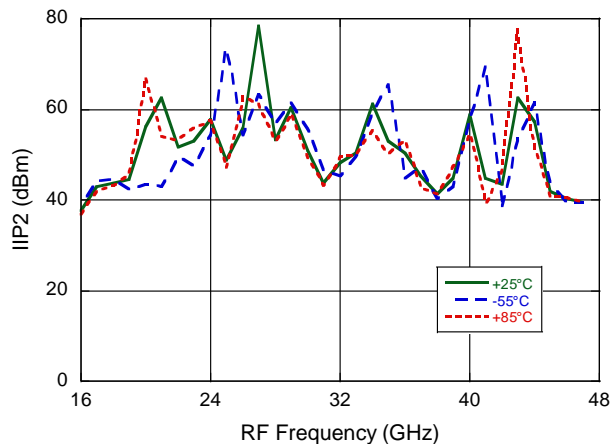
Conversion Gain



Input IP3



Input IP2



All performance curves refer to down-conversion operation, unless otherwise noted.  
Two-tone input power = -10 dBm each tone, 1 MHz spacing.

# Double-Balanced Mixer 18 - 46 GHz



MAMX-011037-DIE

Rev. V3

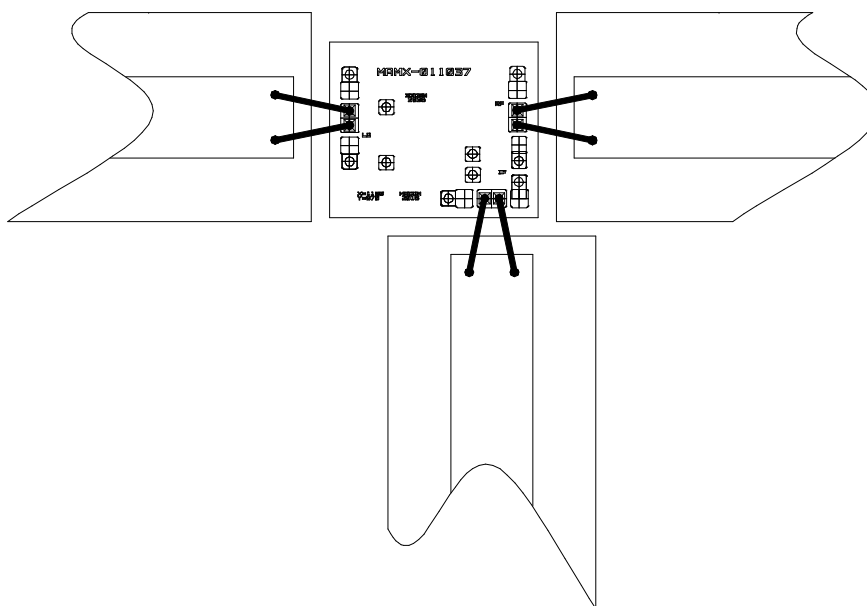
## MxN Spurious Rejection @ IF Port (dBc IF)

RF = 24 GHz @ -10 dBm

LO = 25 GHz @ +15 dBm

MxRF	NxLO				
	0	1	2	3	4
0	x	14	24	x	x
1	4	0	22	x	x
2	75	61	67	66	x
3	x	86	66	71	75
4	x	x	88	99	95

## Assembly Guideline



### Notes:

Attach bare die to PCB or carrier using conductive epoxy. Bond die signal pads to PCB 50  $\Omega$  traces using 1.0 mil gold wire. Two bond wires are recommended on each signal pad for optimal performance. There is no need to bond the die GND pads.

# Double-Balanced Mixer

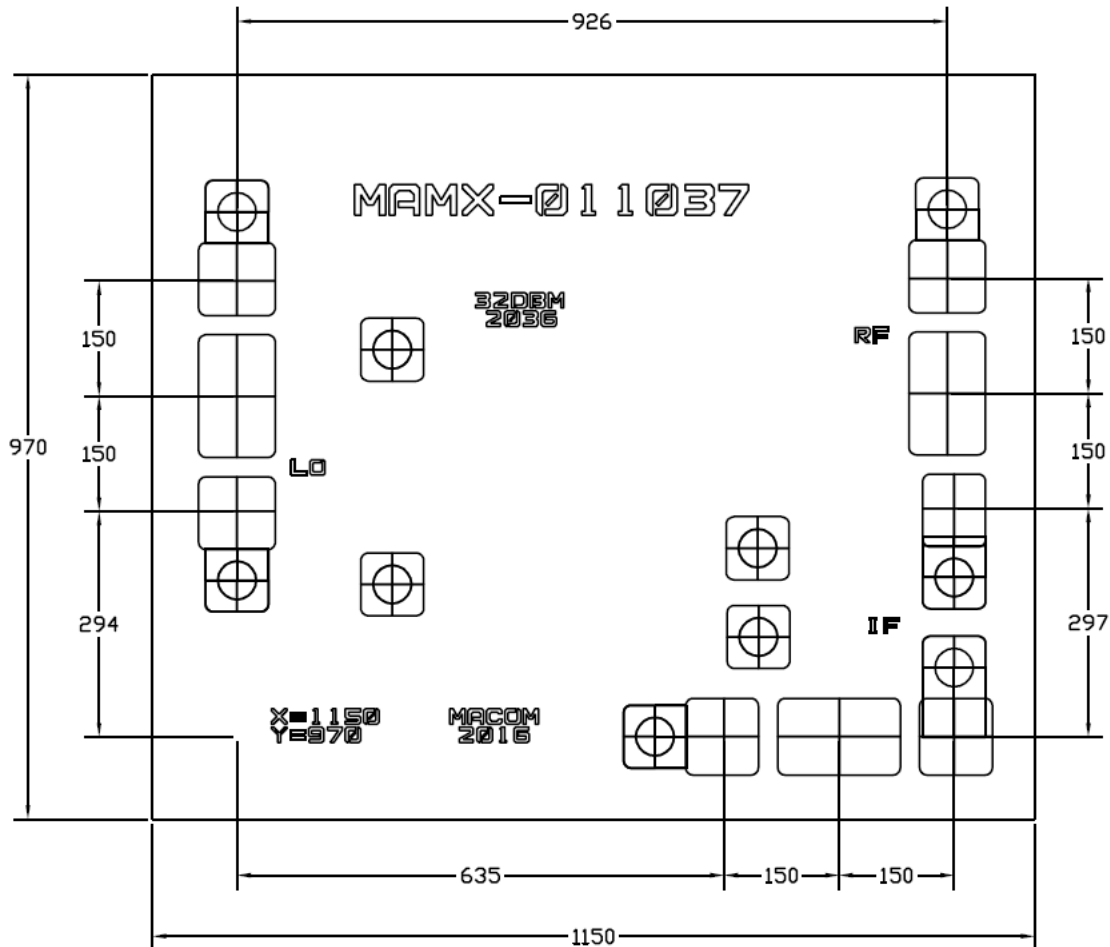
## 18 - 46 GHz



MAMX-011037-DIE

Rev. V3

### Outline Drawing



**Notes:**

Units are in microns with a tolerance of  $\pm 5 \mu\text{m}$ , except for die exterior dimensions which are street-center-to-street-center – nominal kerf,  $\pm 20 \mu\text{m}$  tolerance.

Die thickness is  $100 \pm 10 \mu\text{m}$ .

RF, LO and IF Bond-pads are  $160 \times 100 \mu\text{m}$ .

# Double-Balanced Mixer

## 18 - 46 GHz



MAMX-011037-DIE

Rev. V3

MACOM Technology Solutions Inc. ("MACOM"). All rights reserved.

These materials are provided in connection with MACOM's products as a service to its customers and may be used for informational purposes only. Except as provided in its Terms and Conditions of Sale or any separate agreement, MACOM assumes no liability or responsibility whatsoever, including for (i) errors or omissions in these materials; (ii) failure to update these materials; or (iii) conflicts or incompatibilities arising from future changes to specifications and product descriptions, which MACOM may make at any time, without notice. These materials grant no license, express or implied, to any intellectual property rights.

THESE MATERIALS ARE PROVIDED "AS IS" WITH NO WARRANTY OR LIABILITY, EXPRESS OR IMPLIED, RELATING TO SALE AND/OR USE OF MACOM PRODUCTS INCLUDING FITNESS FOR A PARTICULAR PURPOSE, MERCHANTABILITY, INFRINGEMENT OF INTELLECTUAL PROPERTY RIGHT, ACCURACY OR COMPLETENESS, OR SPECIAL, INDIRECT, INCIDENTAL, OR CONSEQUENTIAL DAMAGES WHICH MAY RESULT FROM USE OF THESE MATERIALS.

MACOM products are not intended for use in medical, lifesaving or life sustaining applications. MACOM customers using or selling MACOM products for use in such applications do so at their own risk and agree to fully indemnify MACOM for any damages resulting from such improper use or sale.