



circuit breaker 3VA5 UL frame 125 breaking capacity class H 65kA @ 277 V 1-pole, line protection TM210, FTFM, In=100A overload protection Ir=100A fixed short circuit protection li=10 x In cable connection

| Model  |                             |
|--|-----------------------------|
| product brand name   | SENTRON                     |
| product designation  | Molded-case circuit breaker |
| product designation / according to UL file   | HEAS                        |
| Product version  | System protection           |
| design of the load switch / according to UL 489 / Heating, Air Conditioning, and Refrigeration circuit breaker (HACR Type) | Yes                         |
| design of the load switch / according to UL 489 / High-Intensity-Discharge circuit breaker (HID Type)                      | No                          |
| design of the load switch / according to UL 489 / Switching Duty circuit breaker (SWD Type)                                | No                          |
| design of the overcurrent release  | TM210                       |
| protection function of the overcurrent release   | LI                          |
| number of poles  | 1                           |
| General technical data   |                             |
| insulation voltage / rated value   | 500 V                       |
| Max. rated operational voltage Ue with DC  | 125 V                       |
| operating voltage / at AC / rated value  | 415 V                       |
| power loss [W] / maximum   | 7.6 W                       |
| Active power loss / for rated value of the current / at AC / in hot operating state / per pole                             | 7.6 W                       |
| mechanical service life (switching cycles) / typical   | 20 000                      |
| Electrical endurance (switching cycles) / at AC-1 / at 380/415 V 50/60 Hz  | 8 000                       |
| Electrical endurance (switching cycles) / at AC-1 / at 690 V 50/60 Hz  | 4 000                       |
| electrical endurance (switching cycles) / at 480 V   | 8 000                       |
| electrical endurance (switching cycles) / at 600 V   | 4 000                       |
| Neutral conductors / upgradeable/retrofitable  | No                          |
| ground-fault monitoring version  | without                     |
| product function   |                             |
| • communication function   | No                          |
| • other measurement function   | No                          |
| Net Weight   | 0.541 kg                    |
| Current  |                             |
| marking / according to UL 489 / 100%-rated breaker   | No                          |
| operational current  |                             |
| • at 40 °C   | 100 A                       |
| • at 45 °C   | 98 A                        |
| • at 50 °C   | 95 A                        |
| • at 55 °C   | 93 A                        |
| • at 60 °C   | 91 A                        |

- at 65 °C
- at 70 °C

89 A  
87 A

#### Switching capacity according to IEC 60947

|  |  |
|--|--|
| switching capacity class of the circuit breaker                      | H  |
| breaking capacity maximum short-circuit current (I <sub>cu</sub> )   |  |
| • at 240 V   | 55 kA  |
| • at 415 V   | 5 kA   |
| breaking capacity operating short-circuit current (I <sub>cs</sub> ) |  |
| • at 240 V   | 55 kA  |
| • at 415 V   | 5 kA   |
| short-circuit current making capacity (I <sub>cm</sub> )             |  |
| • at 240 V   | 121 kA   |
| • at 415 V   | 7.5 kA   |
| design of short-circuit protection                                   | For switching power values in DC networks, see the 3VA molded case circuit breaker device manual; link to be found under Service & Support in the last chapter |

#### Switching capacity according to UL 489

|                           |        |
|---------------------------|--------|
| breaking capacity current |        |
| • at 120 V                | 150 kA |
| • at 277 V                | 65 kA  |
| • at 347 V                | 25 kA  |

#### Adjustable parameters

|   |                  |
|---|------------------|
| product feature / for L-tripping / selectable characteristic function   | No               |
| type of value list setting current (I <sub>r</sub> ) / for L-tripping / with I <sub>2t</sub> characteristic                   | Fest             |
| reference value setting current (I <sub>r</sub> ) / for L-tripping / with I <sub>2t</sub> characteristic                      | x I <sub>n</sub> |
| set values setting current (I <sub>r</sub> ) / for L-tripping / with I <sub>2t</sub> characteristic                           | 1                |
| adjustable response factor setting current (I <sub>r</sub> ) / for L-tripping / with I <sub>2t</sub> characteristic / minimum | 1                |
| adjustable response factor setting current (I <sub>r</sub> ) / for L-tripping / with I <sub>2t</sub> characteristic / maximum | 1                |
| adjustable response value setting current (I <sub>r</sub> ) / of the L-trip / with I <sub>2t</sub> characteristic / minimum   | 100 A            |
| adjustable response value setting current (I <sub>r</sub> ) / of the L-trip / with I <sub>2t</sub> characteristic / maximum   | 100 A            |
| type of value list delay time (t <sub>r</sub> ) / for L-tripping / with I <sub>2t</sub> characteristic                        | Fest             |
| reference value delay time (t <sub>r</sub> ) / for L-tripping / with I <sub>2t</sub> characteristic                           | s                |
| set values delay time (t <sub>r</sub> ) / for L-tripping / with I <sub>2t</sub> characteristic                                | 1                |
| adjustable response value delay time (t <sub>r</sub> ) / for L-tripping / with I <sub>2t</sub> characteristic / minimum       | 1 s              |
| adjustable response value delay time (t <sub>r</sub> ) / for L-tripping / with I <sub>2t</sub> characteristic / maximum       | 1 s              |
| product feature / for S-tripping / independent of direction / selectable characteristic function                              | No               |
| product feature / for I-tripping / can be switched on/off   | No               |
| design of I-trip / adjustable   | No               |
| reference value setting current (I <sub>i</sub> ) / for I-tripping  | x I <sub>n</sub> |
| set values setting current (I <sub>i</sub> ) / for I-tripping   | 10               |
| adjustable response factor setting current (I <sub>i</sub> ) / for I-tripping / minimum                                       | 10               |
| adjustable response factor setting current (I <sub>i</sub> ) / for I-tripping / maximum                                       | 10               |
| adjustable response value setting current (I <sub>i</sub> ) / for I-tripping / minimum  | 1 000 A          |
| adjustable response value setting current (I <sub>i</sub> ) / for I-tripping / maximum  | 1 000 A          |
| product feature / for G-tripping / selectable characteristic function   | No               |
| product feature / with neutral conductor protection / can be switched on/off  | No               |
| product feature / with neutral conductor protection / adjustable  | Yes              |

|  |                                   |
|--|-----------------------------------|
| type of value list setting current (InN) / for N-tripping  | St                                |
| reference value setting current (InN) / for N-tripping   | x In                              |
| adjustable absolute value setting current (InN) / for N-tripping / minimum                               | 0 A                               |
| adjustable absolute value setting current (InN) / for N-tripping / maximum                               | 0 A                               |
| tripping characteristic / of the lower tolerance band  | AK_3VA5_1_100A_TM2_SuMuH_uT       |
| tripping characteristic / of the upper tolerance band  | AK_3VA5_1_100A_TM2_SuMuH_oT       |
| let-through energy characteristic / at 240 V   | DE_3VA5_1_100A_TM210_line_1p_240V |
| let-through energy characteristic / at 415 V   | DE_3VA5_1_100A_TM210_line_1p_415V |
| type of value list setting current (Ii) / for I-tripping   | Fest                              |
| tripping characteristic / of the let-through current characteristic / at 240 V                           | DS_3VA5_1_100A_TM210_line_1p_240V |
| tripping characteristic / of the let-through current characteristic / at 415 V                           | DS_3VA5_1_100A_TM210_line_1p_415V |
| Adjustable response value current / Ig min.  | 100 A                             |
| adjustable current response value current / of the current-dependent overload release / full-scale value | 100 A                             |
| Ground fault protection / tripping switchable / I2t=ON/OFF   | No                                |

### Mechanical Design

|   |                   |
|---|-------------------|
| product component   |                   |
| <ul style="list-style-type: none"> <li>• undervoltage release</li> <li>• voltage trigger</li> <li>• trip indicator</li> </ul> | No                |
| height [in]   | 5.51 in           |
| Height  | 140 mm            |
| width [in]  | 2 in              |
| Type of connectable conductor cross-section, round conductor terminal, stranded   | 1 x (8 AWG - 3/0) |
| Width   | 50.8 mm           |
| depth [in]  | 3.01 in           |
| depth   | 76.5 mm           |

### Connections

|   |   |
|---|---|
| arrangement of electrical connectors / for main current circuit | Front connection                          |
| type of electrical connection / for main current circuit        | circular conductor terminal on both sides |

### Auxiliary circuit

|  |   |
|--|---|
| number of CO contacts / for auxiliary contacts | 0 |
|--|---|

### Accessories

|  |    |
|--|----|
| product extension / optional / motor drive | No |
|--|----|

### Environmental conditions

|  |                                    |
|--|------------------------------------|
| protection class IP / on the front   | IP40                               |
| ambient temperature  |                                    |
| <ul style="list-style-type: none"> <li>• during operation / minimum</li> <li>• during operation / maximum</li> <li>• during storage / minimum</li> <li>• during storage / maximum</li> </ul> | -25 °C<br>70 °C<br>-40 °C<br>80 °C |

### Certificates

|   |   |
|---|---|
| reference code / according to IEC 81346-2 | Q |
|---|---|

### General Product Approval

[Confirmation](#)



[Miscellaneous](#)

|     |                           |                   |
|-----|---------------------------|-------------------|
| EMC | Declaration of Conformity | Marine / Shipping |
|-----|---------------------------|-------------------|



Marine / Shipping

other



[Miscellaneous](#)

### Further information

Information- and Downloadcenter (Catalogs, Brochures,...)

<http://www.siemens.com/lowvoltage/catalogs>

Industry Mall (Online ordering system)

<https://mall.industry.siemens.com/mall/en/en/Catalog/product?mlfb=3VA5110-6ED56-0AA0>

Service&Support (Manuals, Certificates, Characteristics, FAQs,...)

<https://support.industry.siemens.com/cs/ww/en/ps/3VA5110-6ED56-0AA0>

Image database (product images, 2D dimension drawings, 3D models, device circuit diagrams, ...)

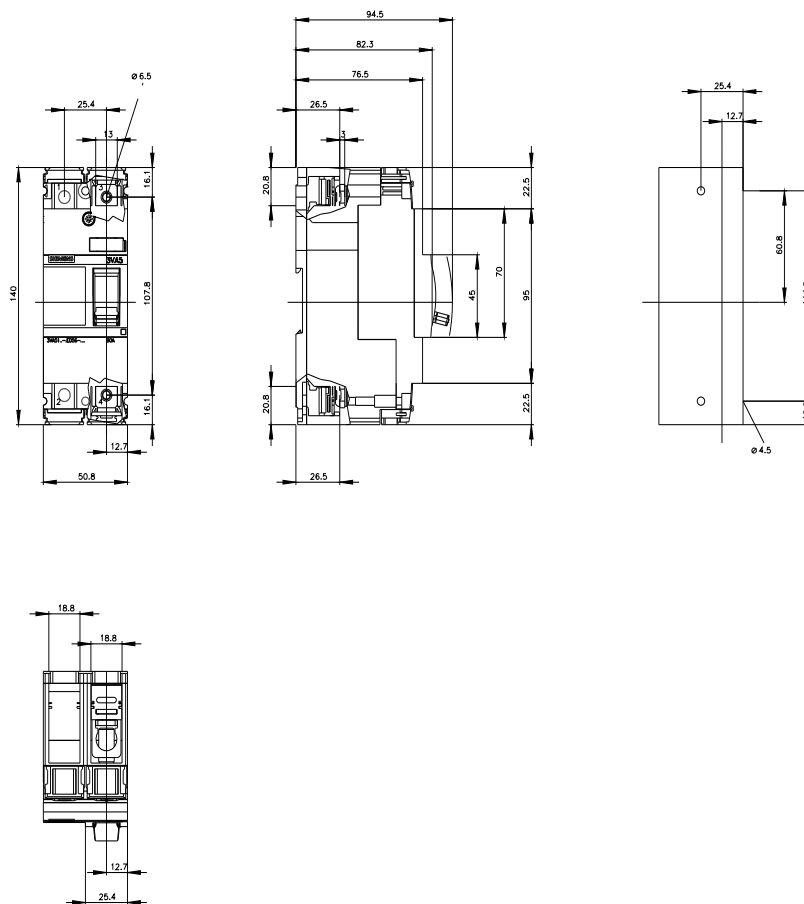
[http://www.automation.siemens.com/bilddb/cax\\_en.aspx?mlfb=3VA5110-6ED56-0AA0](http://www.automation.siemens.com/bilddb/cax_en.aspx?mlfb=3VA5110-6ED56-0AA0)

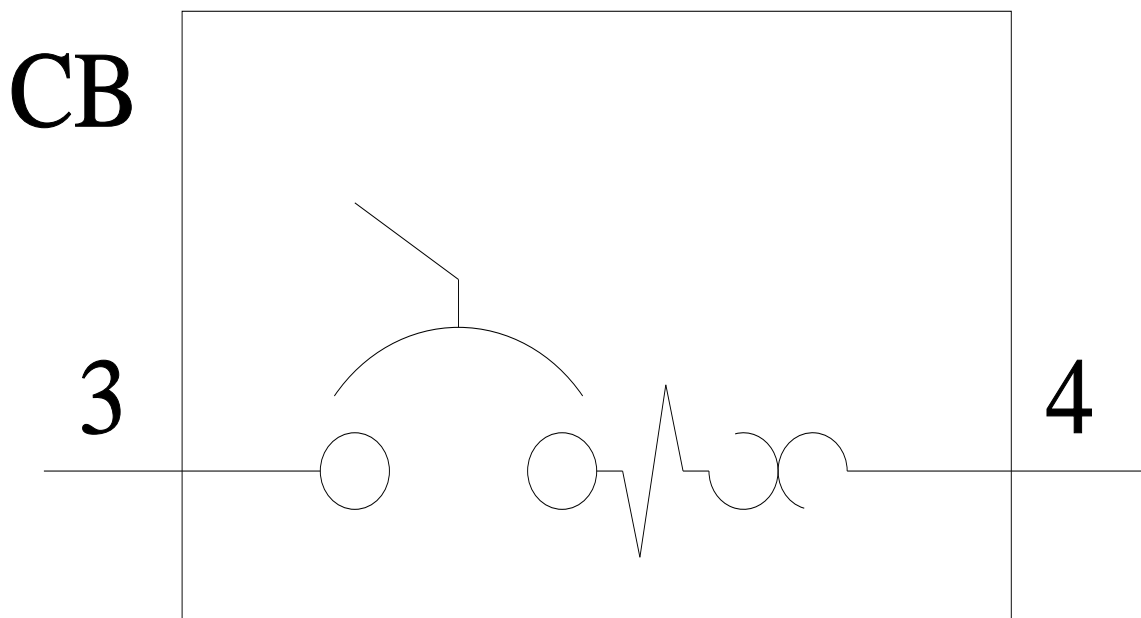
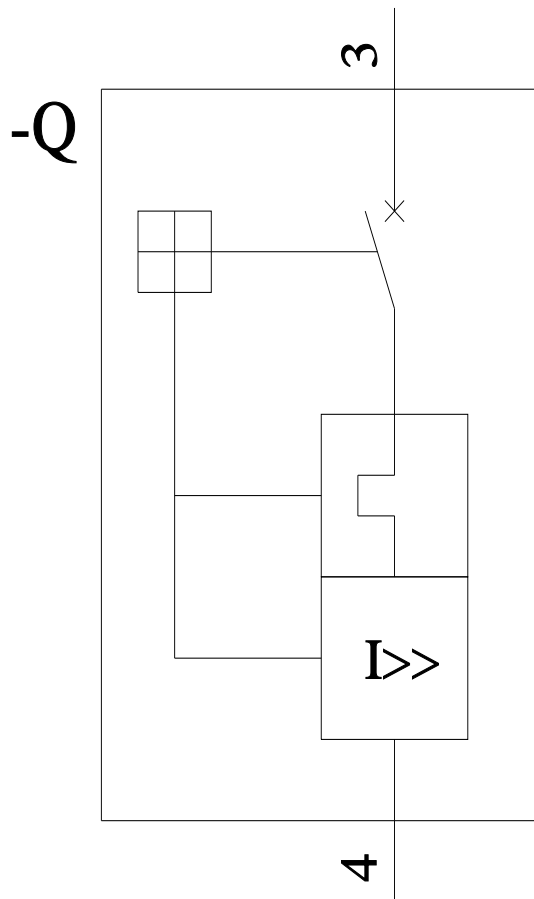
CAx-Online-Generator

<http://www.siemens.com/cax>

Tender specifications

<http://www.siemens.com/specifications>





last modified:

7/14/2022 

