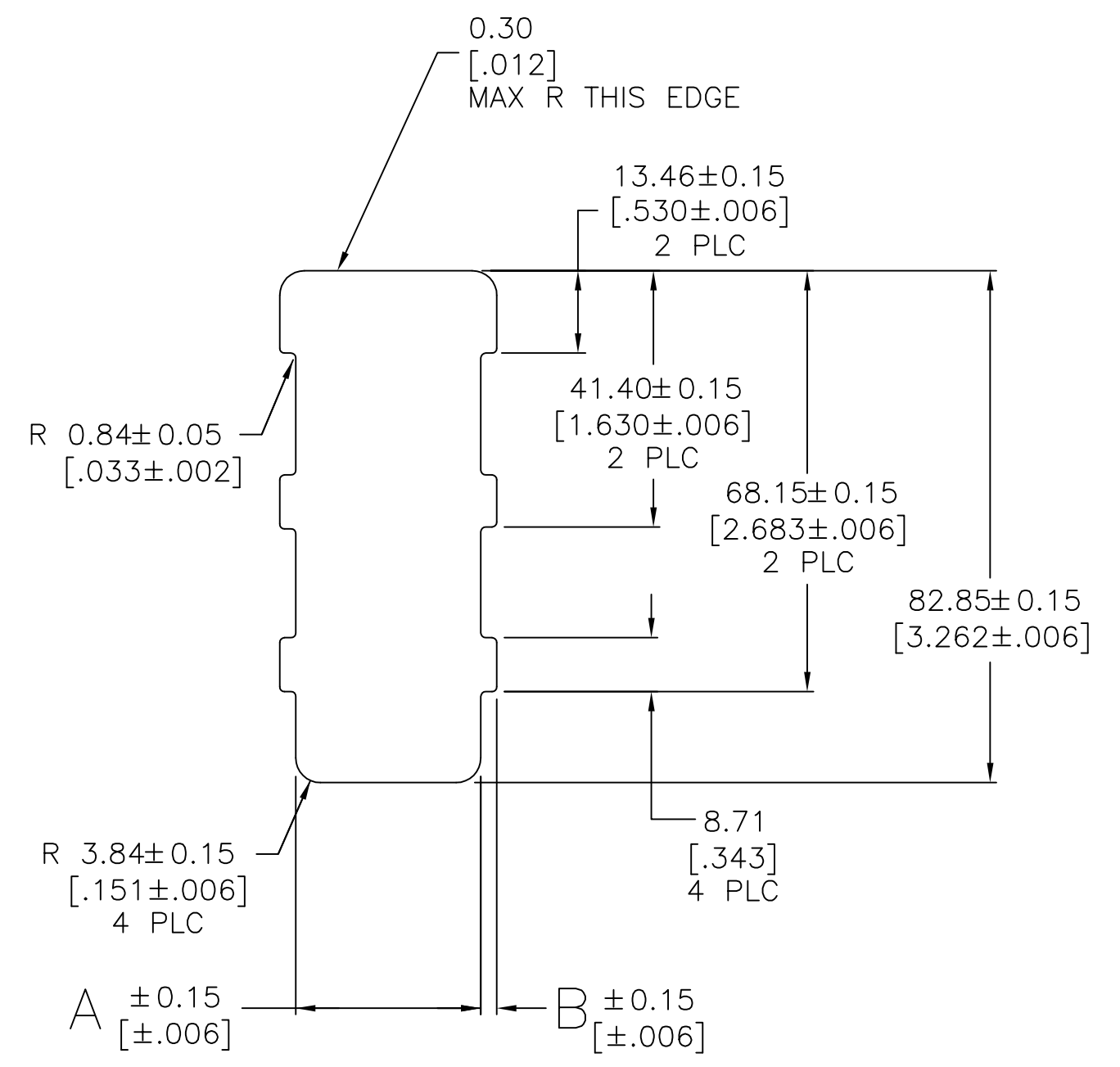
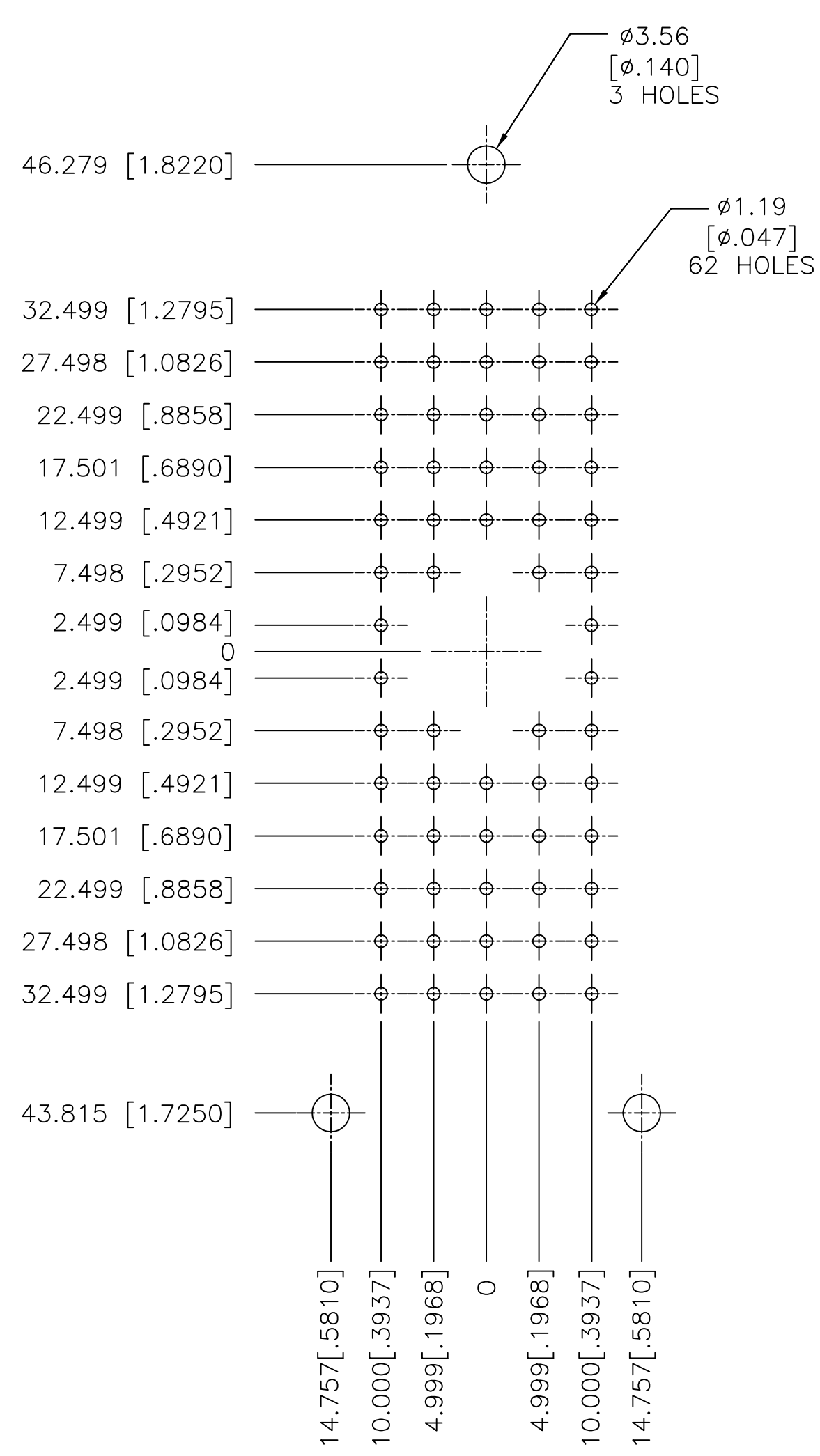
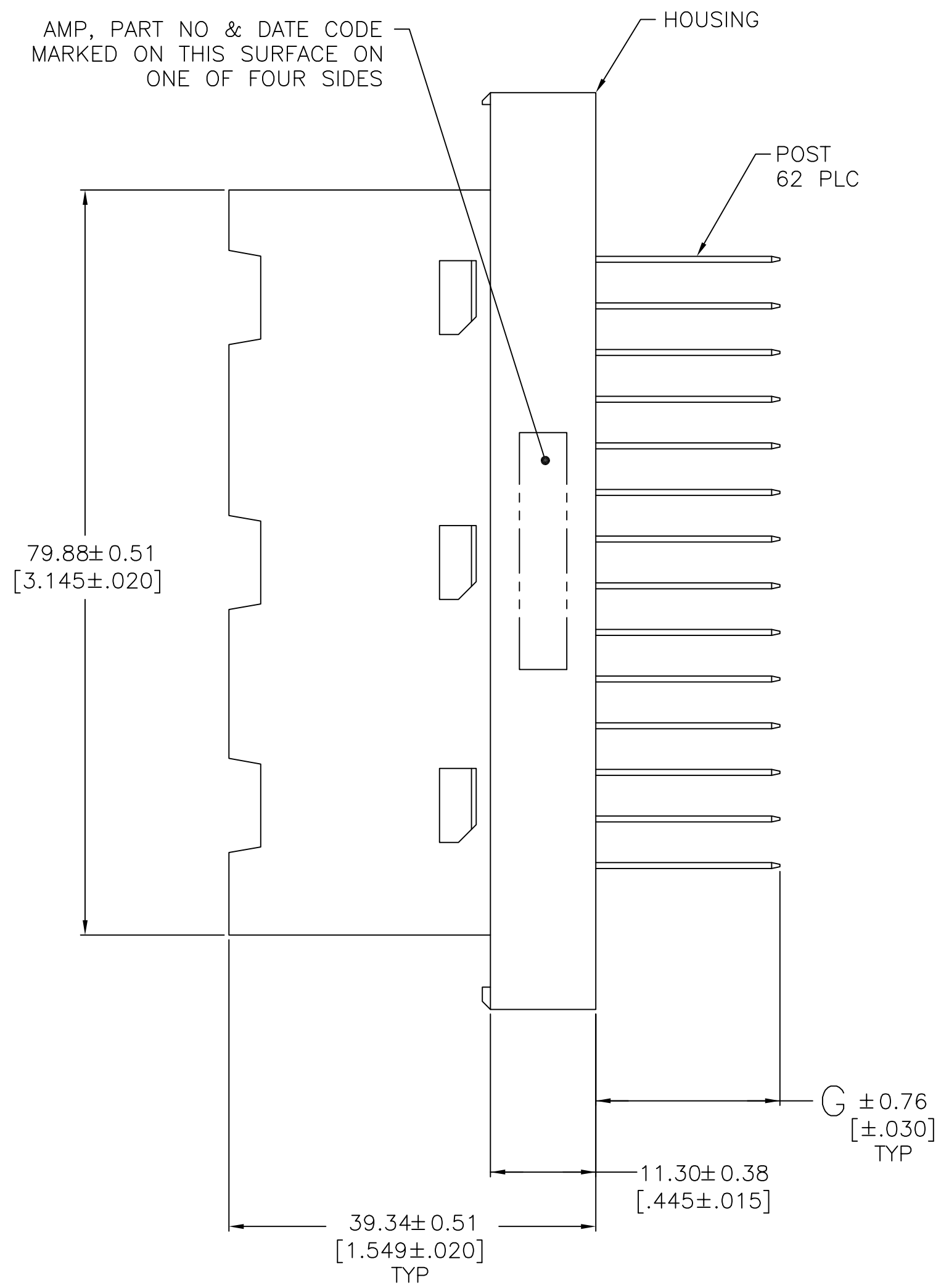
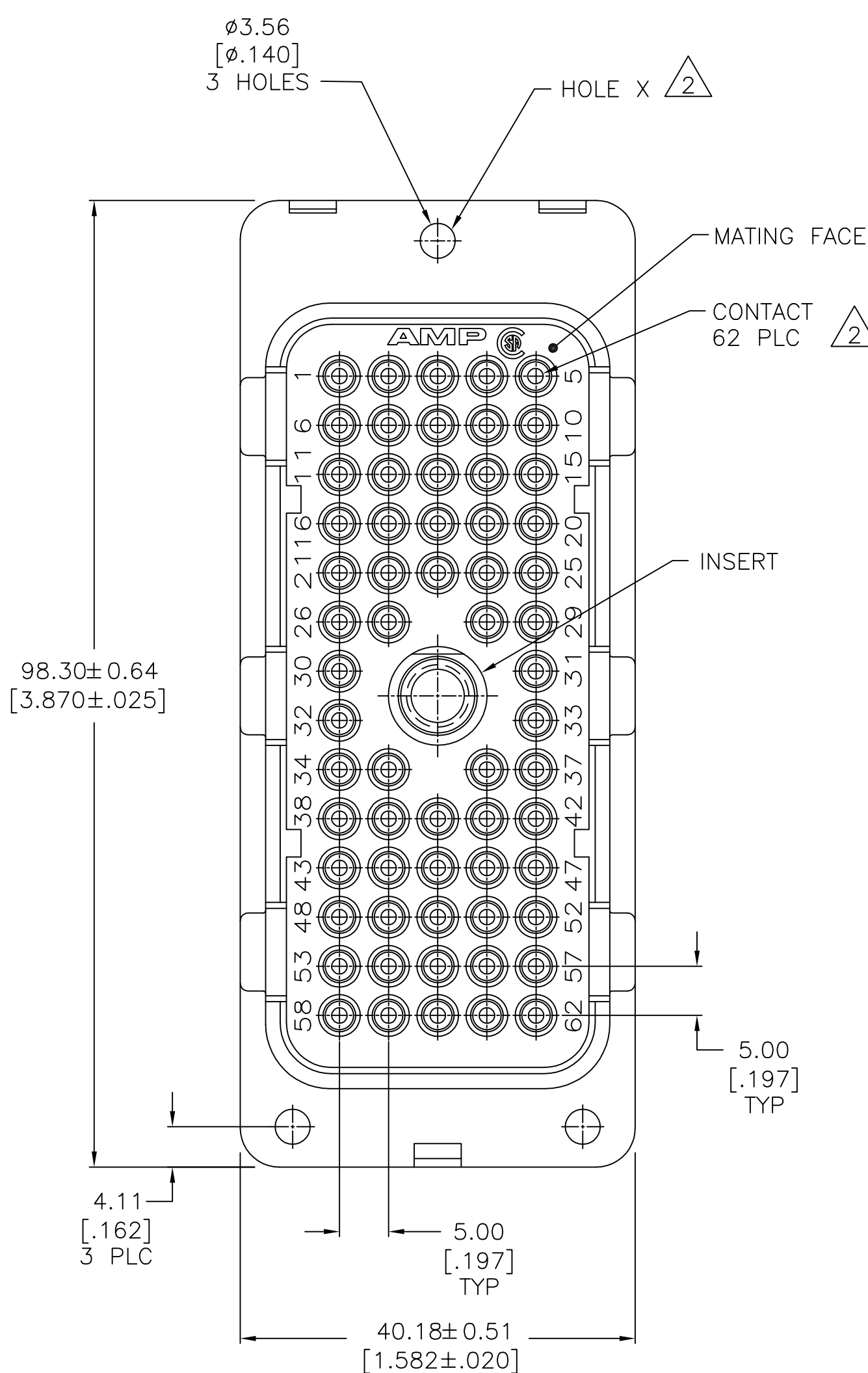


REVISIONS					
P	LTR	DESCRIPTION	DATE	DWN	APVD
N4	REVISED PER	ECO-12-009700	23MAY12	KH	DR
P	REVISED PER	ECO-17-009310	28JUN2017	RS	MZ
R	REVISED PER	ECO-17-011181	05AUG2017	RS	MZ
S	REVISED PER	ECO-18-000439	19JAN2018	RS	MZ



RECOMMENDED PANEL CUTOUT Δ
SCALE 1:1

RECOMMENDED PC BOARD LAYOUT

1.75 [.069]	32.36 [1.274]	1.40-1.98 [.055-.078]
2.74 [.108]	30.05 [1.183]	0.79-1.40 [.031-.055]
B	A	PANEL THICKNESS

- Δ 1 PANEL CUTOUT FOR REAR MOUNTED PIN BLOCK.
- Δ 2 SEAMS OF ALL PINS TO BE ORIENTED TOWARD HOLE X SIDE.
- Δ 3 POLYESTER, BLACK.
- Δ 4 0.76 μ m [.000030] MIN GOLD PER MIL-G-45204 FOR A LENGTH OF 6.35 [.250] MIN FROM MATING END, GOLD FLASH ON REMAINDER, BOTH OVER 1.27 μ m [.000050] MIN NICKEL PER QQ-N-290.
- Δ 5 2.54 μ m [.000100] MIN TIN-LEAD PER MIL-T-10727 OVER 2.54 μ m [.000100] MIN COPPER PER MIL-C-14550.
- Δ 6 2.54 μ m [.000100] MIN TIN PER MIL-T-10727 OVER 2.54 μ m [.000100] MIN COPPER PER MIL-C-14550.
- Δ 7 OBSOLETE PARTS: OBSOLETE CIS STREAMLINING PER D.RENAUD/D.SINISI

OBSOLETE	Δ 5	Δ 4	5.59 [.220]	211580-6
	Δ 6	Δ 4	3.56 [.140]	211580-5
	Δ 6	Δ 4	19.76 [.778]	211580-4
OBSOLETE	Δ 5	Δ 4	3.56 [.140]	211580-3
OBSOLETE	Δ 5	Δ 4	19.76 [.778]	211580-2
	POST FINISH	CONTACT FINISH	G	PART NO.

THIS DRAWING IS A CONTROLLED DOCUMENT. DIN L/SIPE 09/09/92
CHK R.STONE 10-15-92

DIMENSIONS:	TOLERANCES UNLESS OTHERWISE SPECIFIED:	APVD	NAME
mm [INCHES]	0 PLC \pm -	R.STONE	CONNECTOR BLOCK FOR PINS WITH FEMALE JACKSCREW THREAD, 62 POSN, METRIMATE
	1 PLC \pm -		
	2 PLC \pm 0.13 [.005]		
	3 PLC \pm 0.013 [.0005]		
	4 PLC \pm -		
	ANGLES \pm -		

MATERIAL FINISH WEIGHT -- SIZE CAGE CODE DRAWING NO. RESTRICTED TO A1 00779 C=211580

CUSTOMER DRAWING SCALE 2:1 SHEET 1 OF 1 REV S