REV.	DATE	DESCRIPTION
NC	01/13/03	INITIAL RELEASE

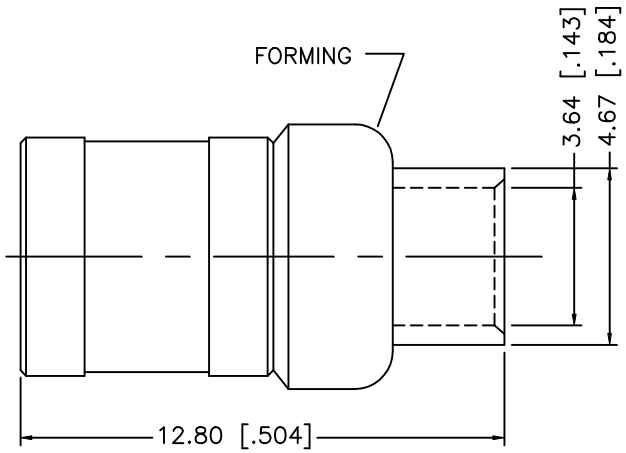

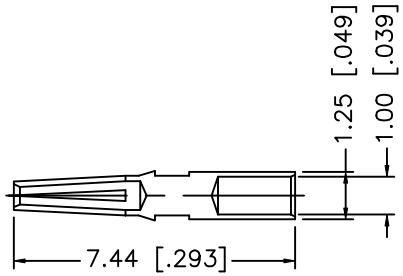

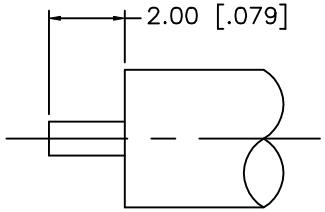

RECOMMENDED
CABLE STRIPPING DIM'S

NOTE:
1. CONTACT PIN TO SOLDER

8				
7				
6				
5				
4				
3	CONTACT PIN	BER. COPPER	GOLD	1
2	INSULATOR	TEFLON	NATURAL	1
1	BODY	BRASS	GOLD	1
	DESCRIPTION	MATERIAL	FINISH	QTY

UNLESS OTHERWISE SPECIFIED DIMENSIONS ARE IN MILLIMETERS. DIMENSIONS IN [ ] ARE IN INCHES AND FOR CUSTOMER REFERANCE ONLY.

UNLESS OTHERWISE SPECIFIED TOLERANCES FOR MILLIMETERS ARE:
0.5 – 8mm ± 0.20mm
8 – 30mm ± 0.40mm
30 – 120mm ± 0.50mm

UNLESS OTHERWISE SPECIFIED TOLERANCES FOR INCHES ARE:
.020 – .315 = ± 0.007"
.315 – 1.180 = ± 0.015"
1.180 – 4.724 = ± 0.020"

DO NOT SCALE DRAWING

APPROVALS		DATE
DRAWN	G.R.S.	01/13/03
CHECKED		
ISSUED		
SHEET	1 OF 1	
CAD FILE	C:/142/142321.DWG	

Amphenol Connex

PART DESCRIPTION
SMB DIRECT SOLDER PLUG
(FOR .141" SEMI RIGID CABLE)

PART NO. 142321

DWG. NO.	REV.	SIZE	SCALE
142321.DWG	NC	A	NA