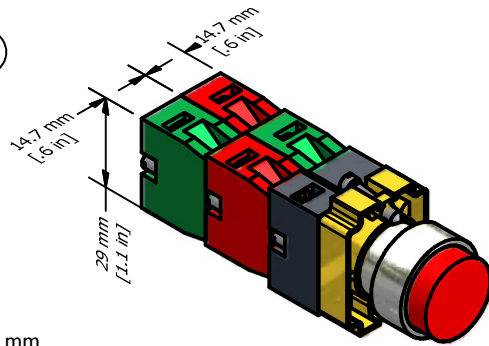
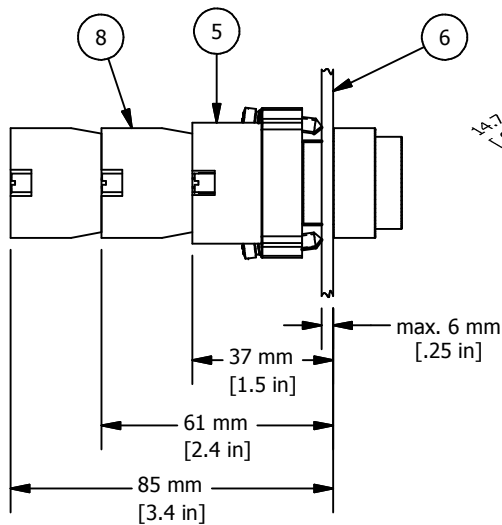
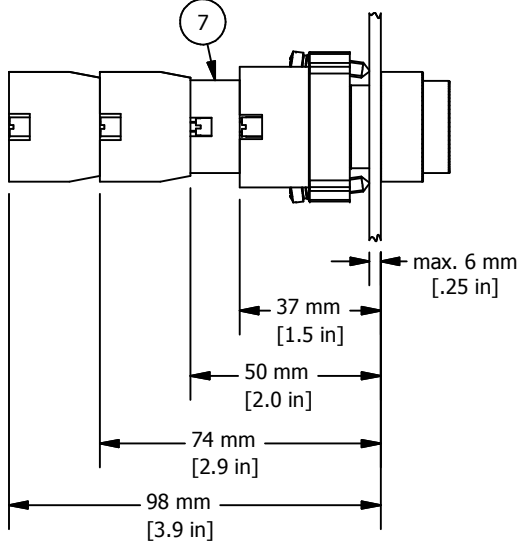
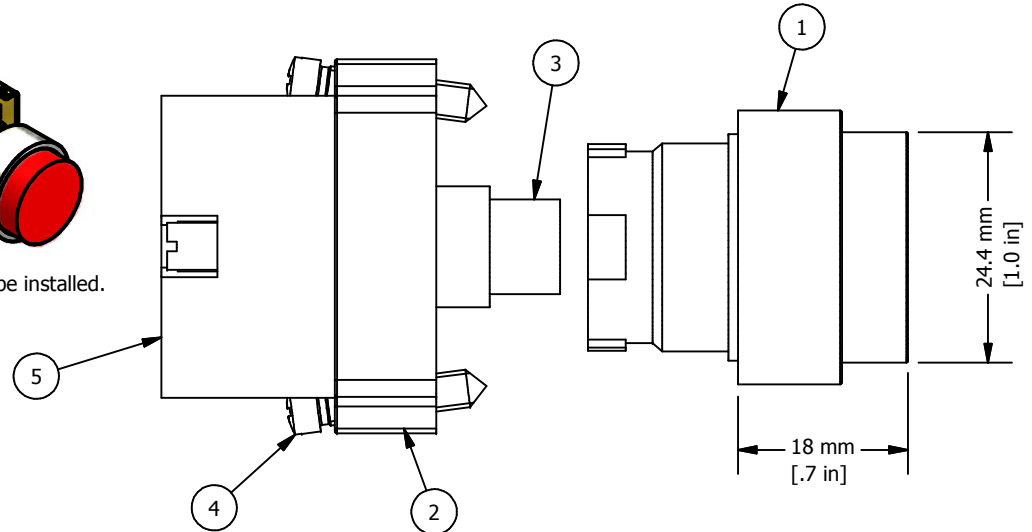


REVISION FOR DWG # 1PB-2ALPxLB-yyy

REV	CH.NO.	DESCRIPTION	DATE	REVISED BY
-	-	ORIGINAL DESIGN	11/1/2007	PHILIPP E.



Up to **four** switch contacts can be installed.



For maintained action use Cat. No. **2PPM**

* = Selector Switch is supplied with mounting bracket, bulb holder and LED (ITEM 1,2,3,4 and 5)

** = Switch Contacts must be ordered separately

yyy = Voltage

012	=	12V AC/DC
024	=	24V AC/DC
048	=	48V AC/DC
110	=	110V AC/DC
230	=	230V AC
230D	=	230V DC

ITEM	DESCRIPTION	CAT. NO.	COLOR	MIN. QTY.	MAX. QTY.
1*	LED Illuminated Metal Selector Switch	2ALP1LB-yyy	White	1	1
		2ALP3LB-yyy	Green	1	1
		2ALP4LB-yyy	Red	1	1
		2ALP5LB-yyy	Amber	1	1
		2ALP6LB-yyy	Blue	1	1
		2ALP7LB-yyy	Clear	1	1
		2ALP8LB-yyy	Yellow	1	1
2*	Mounting Bracket	2BRK	-	1	1
3*	LED Bulb	MCB9xzzz	-	1	1
4*	Mounting Bracket Screws	incl. in 2BRK	-	2	2
5*	Bulb Holder	2LHB	-	1	1
6	Panel	-	-	-	-
7	Maintained Action mechanism	2PPM	Black	1	1
8**	Switch Contacts	S1	Green	1	4
		S2	Red	1	4
		S3	Green/Gray	1	4
		S4	Red/Gray	1	4

UNLESS OTHERWISE SPECIFIED:
 • ALL DIMENSIONS ARE IN MILLIMETERS
 • THIRD ANGLE PROJECTION



This Drawing is the property of
Altech Corp.

35 Royal Road
 Flemington, NJ 08822-6000
 (908) 806-9400
 Fax (908) 806-9490

AND IS A CONFIDENTIAL DISCLOSURE LENT WITHOUT CONSIDERATION OTHER THAN THE BORROWER'S AGREEMENT THAT IT SHALL NOT BE REPRODUCED, COPIED, LENT OR DISPOSED OF DIRECTLY OR INDIRECTLY NOR USED FOR ANY PURPOSE OTHER THAN THAT FOR WHICH IT IS SPECIFICALLY FURNISHED.

TITEL **22 mm LED Illuminated Metal Projecting Operators 2ALPxLB-yyy (x=color, yyy=voltage)**

DRAWN BY:
 Philipp Ernstberger

11/1/2007

CHECKED BY:
 Laszlo Gyorgypal

11/1/2007

RELEASED BY:
 Laszlo Gyorgypal

11/1/2007

DRAWING NO.:
1PB-2ALPxLB-yyy

REV.:
 -

SCALE: -

SHEET: 1

OF: 1

TOLERANCE		
XX	=	±1 mm
XX.X	=	±0.5 mm
XX.XX	=	±0.2 mm
ALL	=	- mm

METRIC