


HC-M-HV-MOD-ST

Order No.: 1604998

<http://eshop.phoenixcontact.de/phoenix/treeViewClick.do?UID=1604998>

HEAVYCON contact insert module, male, 2-pos. to 5000 V, crimp connection

Commercial data

GTIN (EAN)	 4 017918 893286
sales group	D042
Pack	1 pcs.
Customs tariff	85369010
Catalog page information	Page 453 (PC-2009)

Product notesWEEE/RoHS-compliant since:
05/24/2006

<http://www.download.phoenixcontact.com>
Please note that the data given here has been taken from the online catalog. For comprehensive information and data, please refer to the user documentation. The General Terms and Conditions of Use apply to Internet downloads.

Technical data**Electrical characteristics**

Note	For housing HC-B6 to B48, for housing HC-ADVANCE-B6 to B24, hinged retaining frame HC-M-MHR... necessary, crimp contacts CK2,5-ED... (crimp contacts not in scope of supply)
Rated voltage (III/3)	2900 V (2900 V/5000 V)

Rated current	16 A
Rated surge voltage	15 kV
Ambient temperature (operation)	-40 °C ... 125 °C
Number of positions	2

Mechanical characteristics

Conductor cross-section	0.5 mm ² ... 4 mm ²
Connection cross-section AWG	20 ... 12
Stripping length of the individual wire	9.5 mm
Wire diameter	2.5 mm
Wire diameter including insulation	8 mm
Insertion/withdrawal cycles	≥ 500

General characteristics

Number of module slots	2
Connection method	Crimp connection
Inflammability class acc. to UL 94	V0
Pollution degree	3
Surge voltage category	III
Assembly instructions	Use HC housing h ≥ 72 mm. Plug-in connections may only be operated only when there is no load/voltage.

Material data

Contact material	Copper alloy
Contact surface material	Ag (alternatively Au)
Contact carrier material	PC / PTFE

Certificates / Approvals

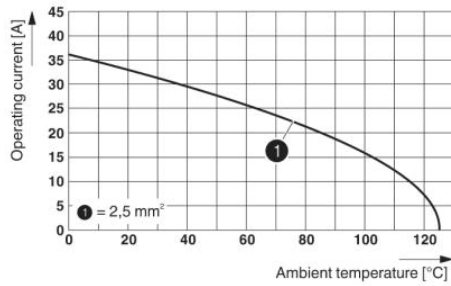


Certification

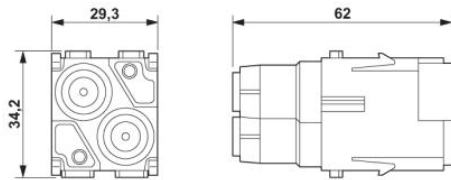
GOST

Diagrams/Drawings

Diagram

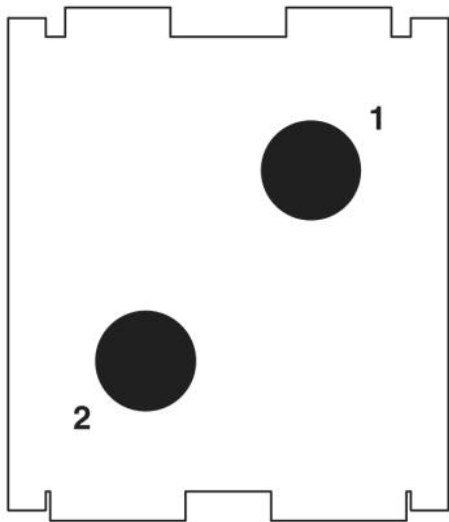


Dimensioned drawing



Male insert

Schematic diagram



Address

PHOENIX CONTACT Deutschland GmbH
Flachmarktstr. 8
32825 Blomberg, Germany
Phone +49 5235 3 12000
Fax +49 5235 3 41200
<http://www.phoenixcontact.de>



© 2010 Phoenix Contact
Technical modifications reserved;