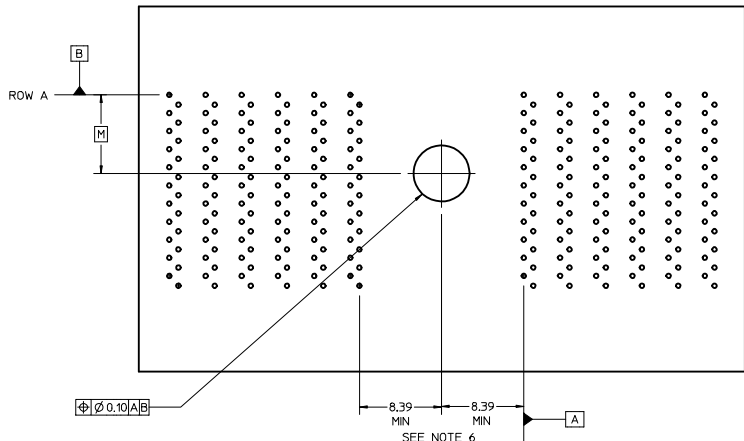
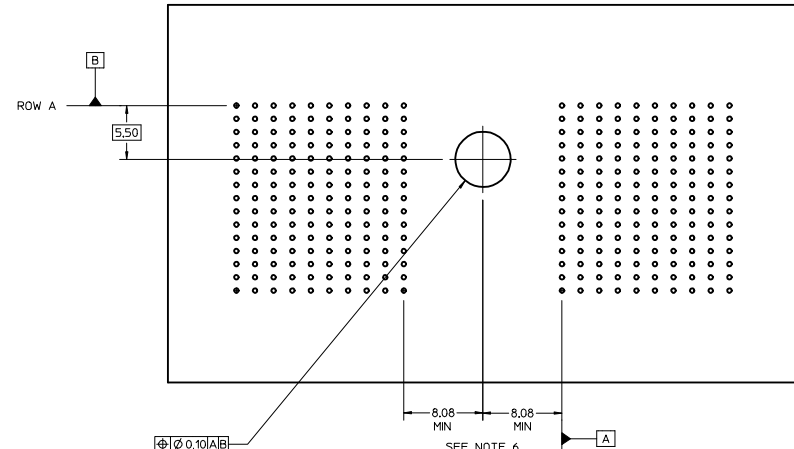


I-TRAC BACKPLANE BOARD LAYOUT



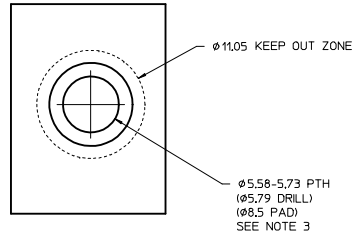
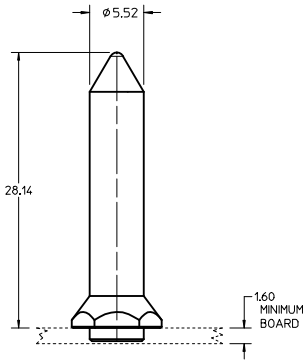
(CONNECTOR SIDE)
(11 ROW SHOWN)

IMPACT BACKPLANE BOARD LAYOUT



(CONNECTOR SIDE)
(5 PAIR SHOWN)

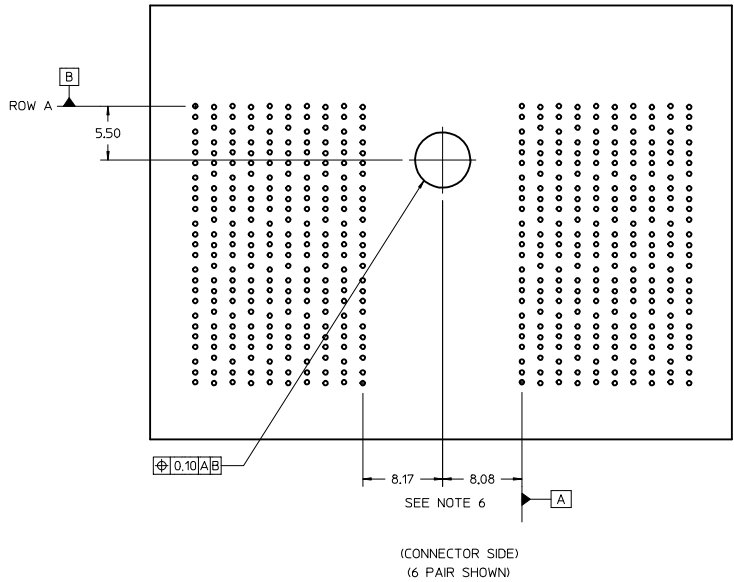
# OF ROWS	DIM M
7 ROW	6.19
11 ROW	8.04
15 ROW	8.04



- NOTES:
1. MATERIAL: STAINLESS STEEL CL303 OR 303.
 2. FINISH: PASSIVATE.
 3. THE PLATED THROUGH HOLE REQUIREMENT APPLIES TO THE ESD GROUND OPTION ONLY. THE UNGROUNDED VERSION USES A Ø5.58-5.73 UNPLATED SCREW HOLE.
 4. PLATED THRU HOLE TO CONNECT TO CHASSIS FOR GROUNDED GUIDE PIN.
 5. INSTALLATION TORQUE SPECIFICATIONS:
7.8 - 8.5 IN-LBS.
 6. THIS DIMENSION IS RELATED TO THE GUIDE MODULE SPACING ON THE DAUGHTERCARD SIDE. AS THIS DIMENSION INCREASES THE DAUGHTERCARD TO GUIDE MODULE SPACING MUST ALSO INCREASE.
 7. THIS DRAWING SHOWS IMPACT AND I-TRAC FOR REFERENCE PURPOSES. THIS GUIDE PIN IS A STANDALONE UNIT AND CAN BE USED WITH MANY MOLEX CONNECTORS.
 8. FOR DETAILED SIGNAL CONNECTOR BOARD LAYOUTS PLEASE SEE THE SALES DRAWING FOR THE SPECIFIC PART NUMBER.
 9. PARTS TO BE SHIPPED WITH 6-32 SQUARE CONICAL MACHINE SCREW PIN 73774-3005.
 10. THIS PART CONFORMS TO CLASS B REQUIREMENTS OF COSMETIC SPEC PS-45499-002.

ADDED MPFL EC NO: UCP2014-3962 DRAWN: JANIMAK 2014/03/25 CHKD: APPR: JLAURX 2014/04/04 REV DESCRIPTION	QUALITY SYMBOLS	GENERAL TOLERANCES (UNLESS SPECIFIED)	DIMENSION STYLE	SCALE	DESIGN UNITS	THIRD ANGLE PROJECTION
	▼=0 ▽=0	mm INCH 4 PLACES ± --- ± --- 3 PLACES ± --- ± --- 2 PLACES ± 0.13 ± --- 1 PLACE ± --- ± --- ANGULAR ± 2 °	MM ONLY DATE DRAWN BY JMENDOZA 2008/11/20 CHECKED BY JLAURX 2008/11/20 APPROVED BY JLAURX 2008/11/20	4:1	METRIC	TITLE STAND ALONE GUIDE PIN KIT FOR PIRATE CANNON (5.52 DIA INT'L THREAD)
DRAFT WHERE APPLICABLE MUST REMAIN WITHIN DIMENSIONS		MATERIAL NO. 75234-1478		DOCUMENT NO. SD-75234-478		SHEET NO. 1 OF 2
THIS DRAWING CONTAINS INFORMATION THAT IS PROPRIETARY TO MOLEX INCORPORATED AND SHOULD NOT BE USED WITHOUT WRITTEN PERMISSION						

IMPEL BACKPLANE BOARD LAYOUT



SEE SHEET 1 IEC NO: UCP2014-3962 DRAWN BY: JAMMI AK 2014/03/25 CHKD: APPR: JLAURX 2014/04/04	QUALITY SYMBOLS	GENERAL TOLERANCES (UNLESS SPECIFIED)	DIMENSION STYLE	SCALE	DESIGN UNITS	THIRD ANGLE PROJECTION
	∇=0 ∇=0 ∇=0	mm INCH 4 PLACES # --- # --- 3 PLACES # --- # --- 2 PLACES # 0.13 # --- 1 PLACE # --- # --- 0 PLACE # #	MM ONLY 4:1 METRIC	DATE JMENDOZA 2008/11/20 DATE JLAURX 2008/11/20 DATE JLAURX 2008/11/20	TITLE STAND ALONE GUIDE PIN KIT FOR PIRATE CANNON (5.52 DIA INT'L THREAD)	MATERIAL NO. SEE CHART
ANGULAR ± 2 ° DRAFT WHERE APPLICABLE MUST REMAIN WITHIN DIMENSIONS	SIZE D	THIS DRAWING CONTAINS INFORMATION THAT IS PROPRIETARY TO MOLEX INCORPORATED AND SHOULD NOT BE USED WITHOUT WRITTEN PERMISSION				