



ANATECH ELECTRONICS INC
RF & Microwave Filters & Products

457 MHz CDMA 450 G-Band RF-Tx Saw Filter

Part Number: AM457S144



Parameters Description	Unit	Minimum	Typical	Maximum
Center Frequency (Fo)	MHz	-	455.0	-
Insertion Loss in 455.2 ~ 460.0 MHz	dB	-	1.9	2.8
VSWR in 455.2 ~ 460.0 MHz	-	-	1.3	2.0
Attenuation:				
0.3 ~ 450.0 MHz	dB	25	28	-
465.2 ~ 470.0 MHz	dB	30	48	-
470.0 ~ 1700.0 MHz	dB	23	27	-
1700.0 ~ 2000.0 MHz	dB	15	22	-

Parameters Description	Unit	Minimum	Typical	Maximum
Operation Temperature Range	°C	-30	-	+80
Storage Temperature Range	°C	-40	-	+85
Maximum DC Voltage	V	-	-	0
Maximum Input Power	dBm	-	-	30
Source Impedance (Single Ended) ₁	Ω	-	50	-
Load Impedance (Single Ended) ₁	Ω	-	50	-
Package Size and Type	3.0 x 3.0 x 1.3 mm		M	

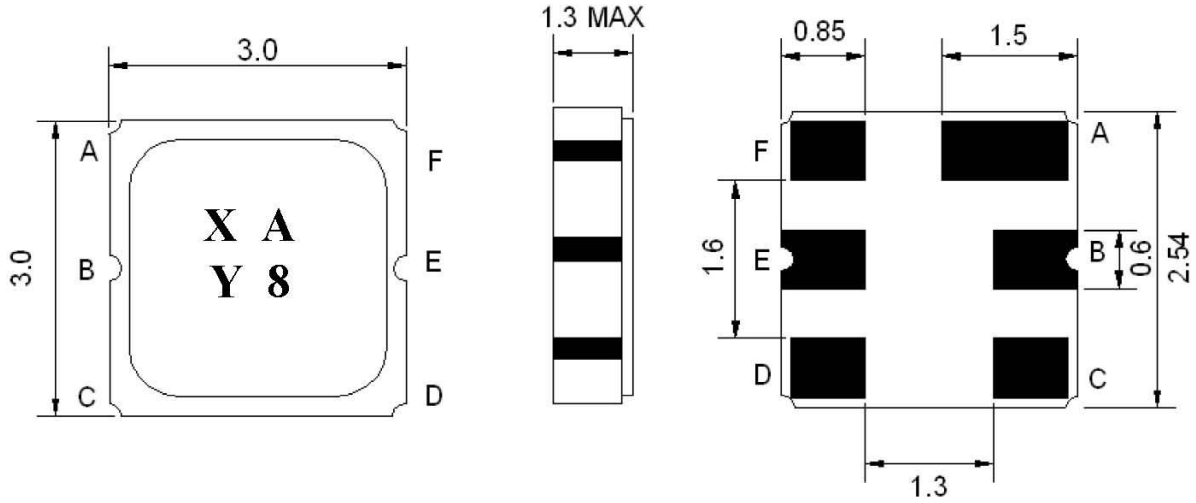


457 MHz CDMA 450 G-Band RF-Tx Saw Filter

Part Number: AM457S144



Outline Drawing:



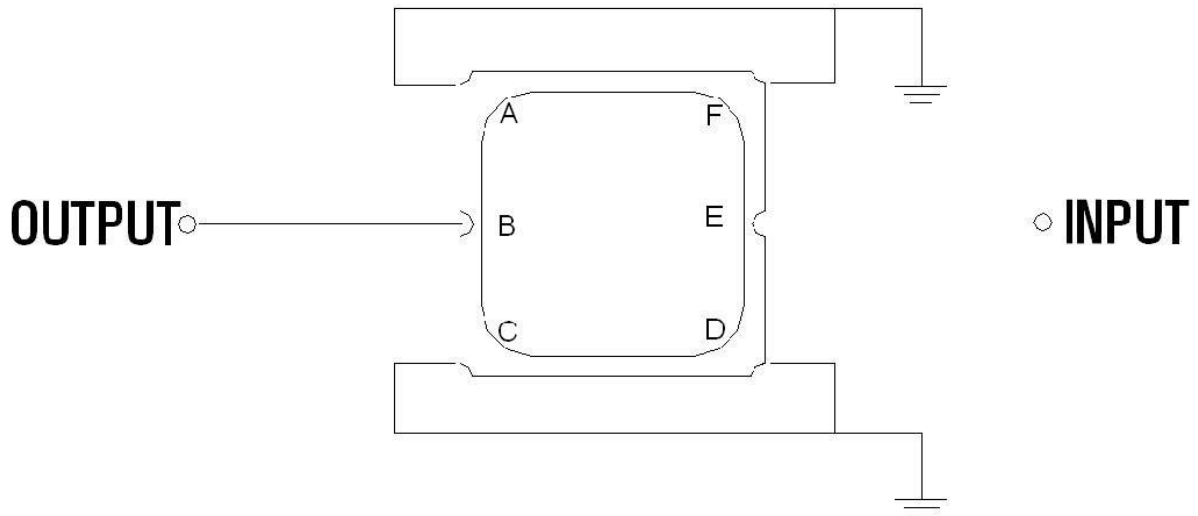
Pin Description:

Ground – A C D F

Input – E

Output – B

Testing Environment:



Source/Load Impedance: 50 Ω

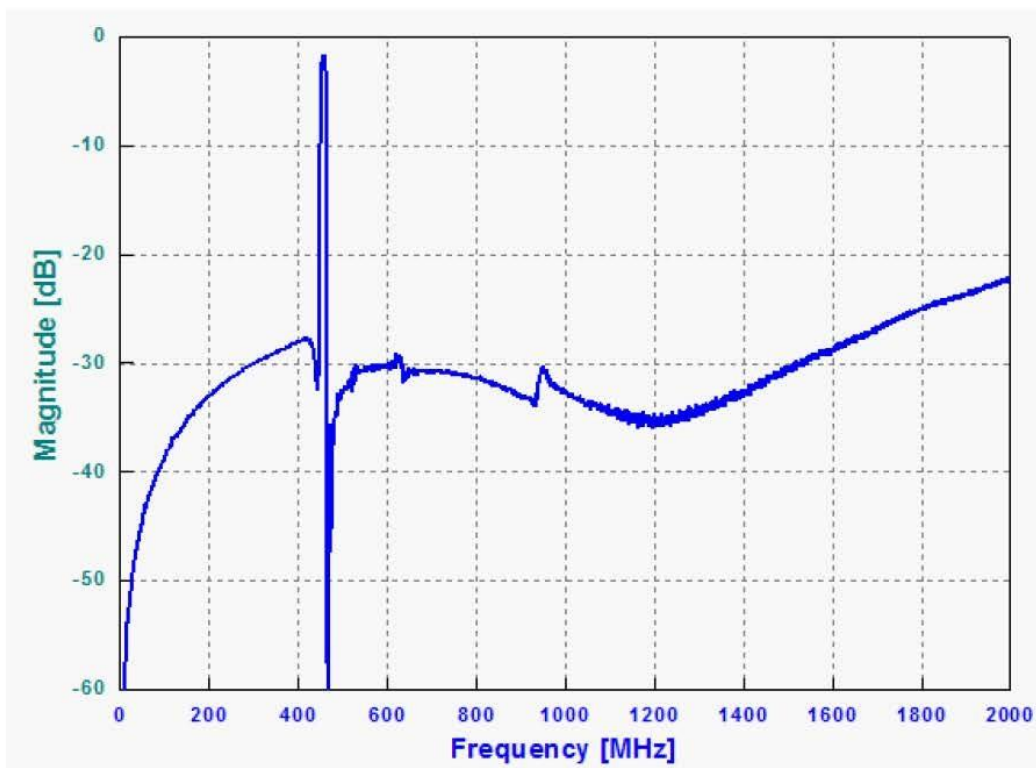
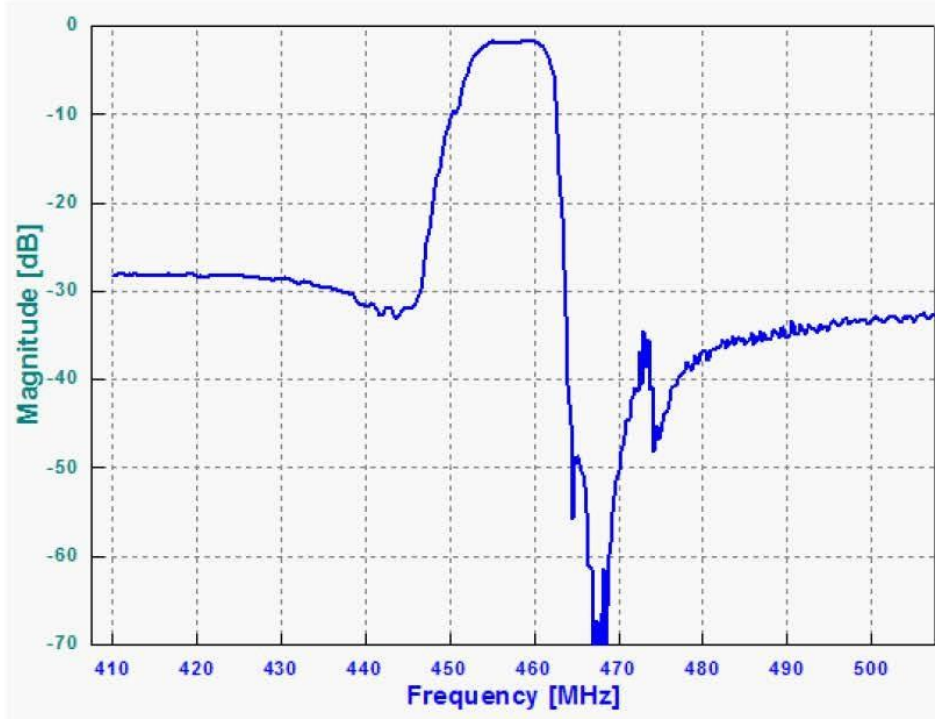


457 MHz CDMA 450 G-Band RF-Tx Saw Filter

Part Number: AM457S144



Response Plot:





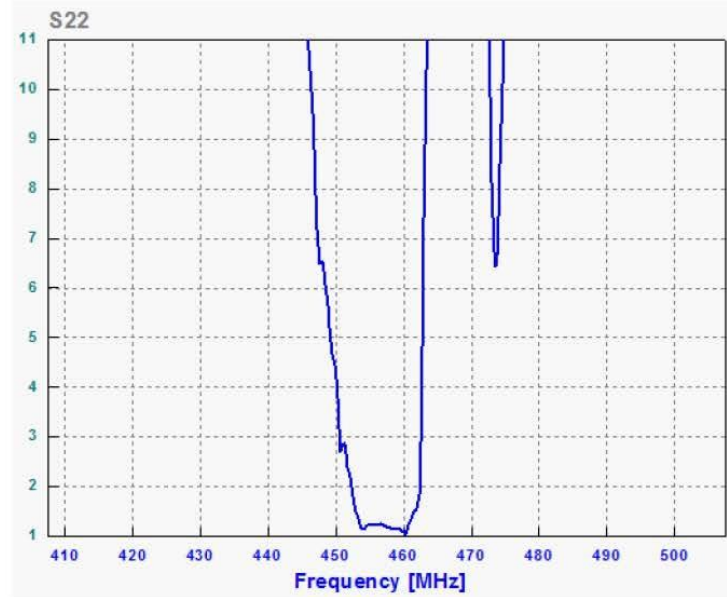
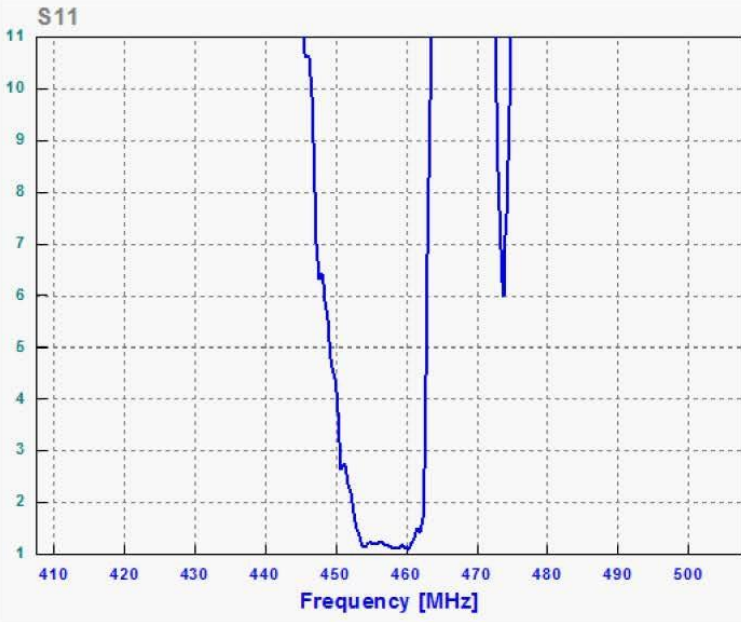
ANATECH ELECTRONICS INC
RF & Microwave Filters & Products

457 MHz CDMA 450 G-Band RF-Tx Saw Filter

Part Number: AM457S144



VSWR



Smith Chart

