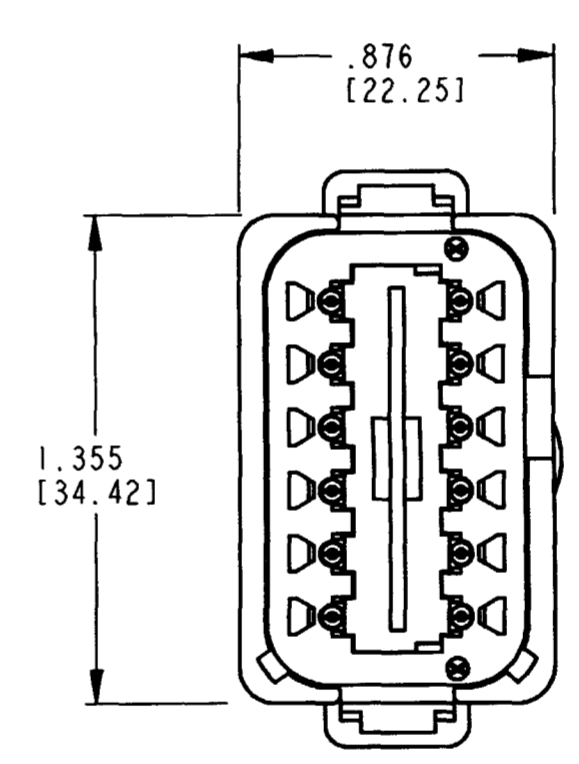
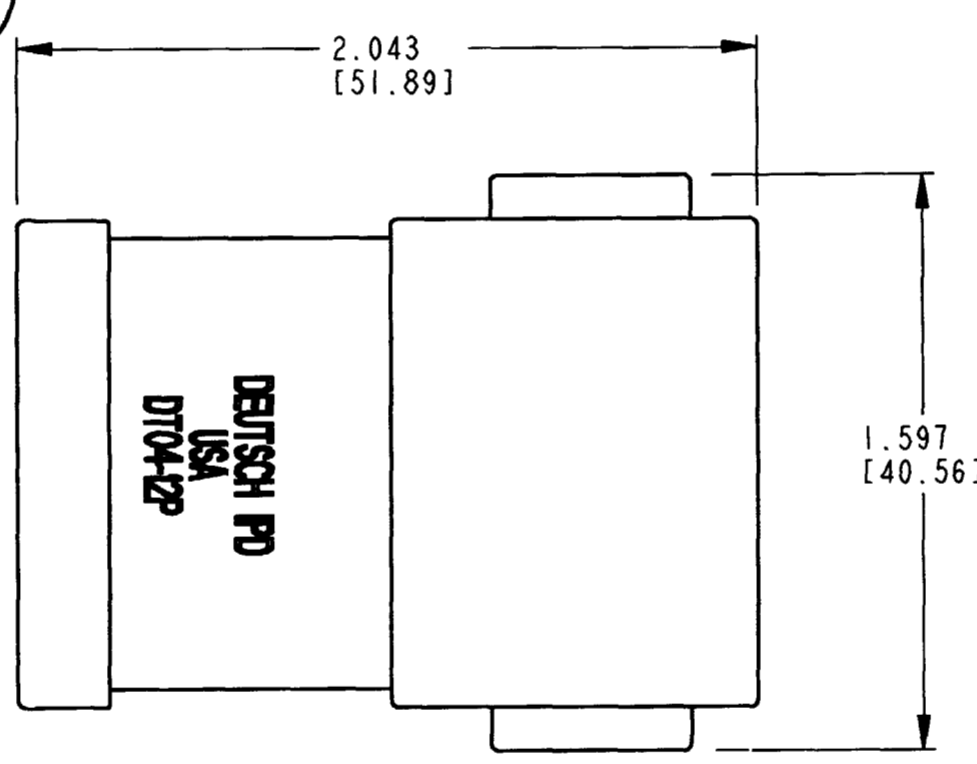
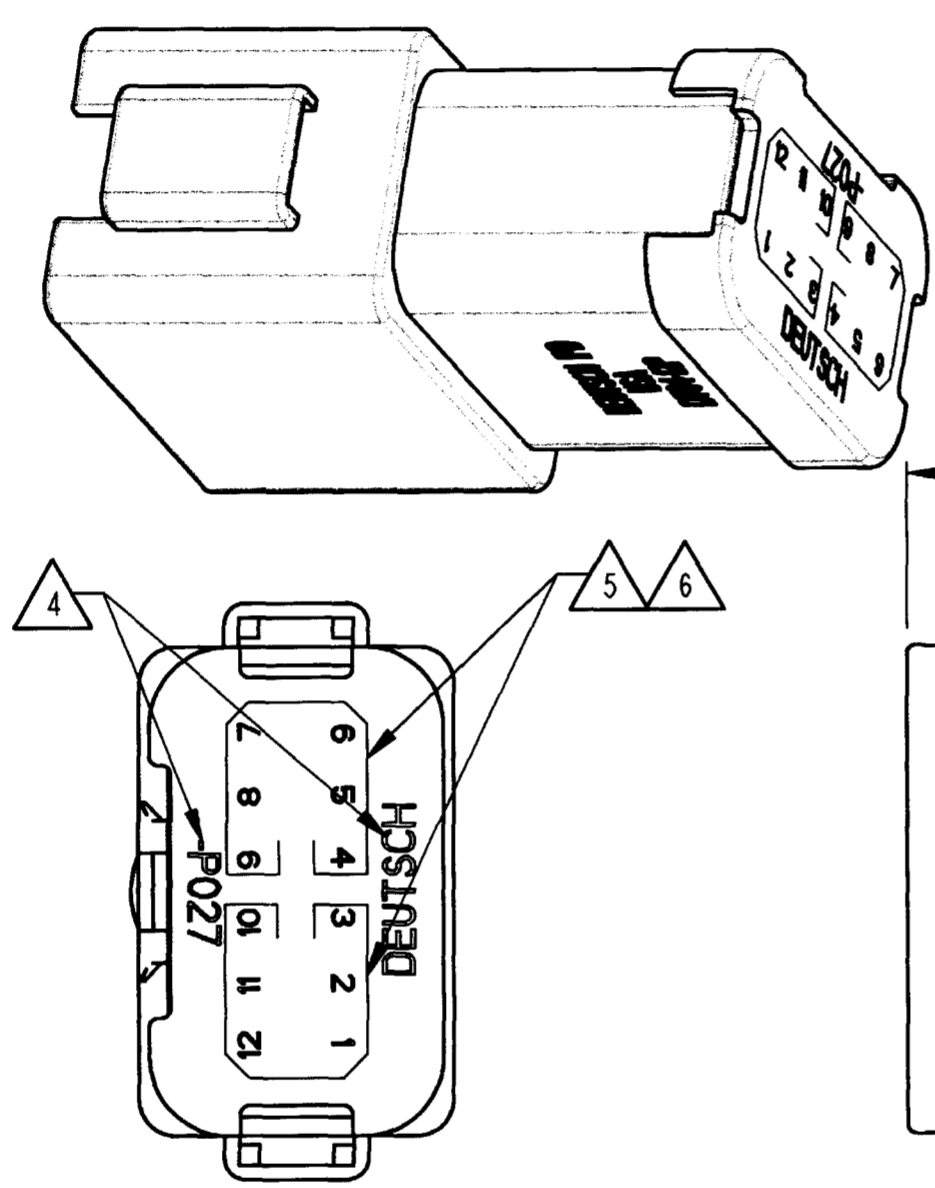


3D VIEW



REV		REVISIONS		
REV	DESCRIPTION	DATE	APPROVED	
A	DT04-12PB-P027			
NC	NEW RELEASE PER E.O. P16142	8/17/99	RDR	
A	REVISION PER E.O. P16286	9/2/99	<i>[Signature]</i>	

5. BORDER SIGNIFIES THAT PINS 1,2,3,10,11,12 AND PINS 4,5,6,7,8,9 ARE BUSSED TOGETHER WITH 6 PIN BUSBARS.
4. ORIENTATION OF "DEUTSCH" AND "-P027" TO BE OPTIONAL.
3. THIS DT04-12PB-P027 MATES WITH DT06-12SB-**** (**** = ALL MODIFICATIONS). CONSULT FACTORY FOR MODIFICATIONS.
2. DIMENSIONS ARE ±.025[0.63] UNLESS OTHERWISE SPECIFIED.
1. DIMENSIONS ARE IN INCHES [MILLIMETERS].
- NOTES:

6. THE 6 PIN BUSBAR HAS A MAXIMUM CURRENT RATING OF 39 AMPS.

SIGNATURE & DATE		DT 12 WAY RECEPTACLE KEY ARRANGEMENT -B- (2) 6 PIN BUSBARS-GOLD PLATED COLOR: BLACK	CP	MATL. CODE
DR	M. GONZALEZ 8/5/99		The Deutsch Company DEUTSCH I. P. D. 3850 INDUSTRIAL AVE. HEMET, CALIF. 92545	
CHK	<i>[Signature]</i> 9/2/99		B DT04-12PB-P027 DWG SIZE CODE 11139 SHEET OF	
PE	<i>[Signature]</i> 9/2/99			
APPD	<i>[Signature]</i> 9/2/99			
SCALE	NONE	WT		

ENVELOPE