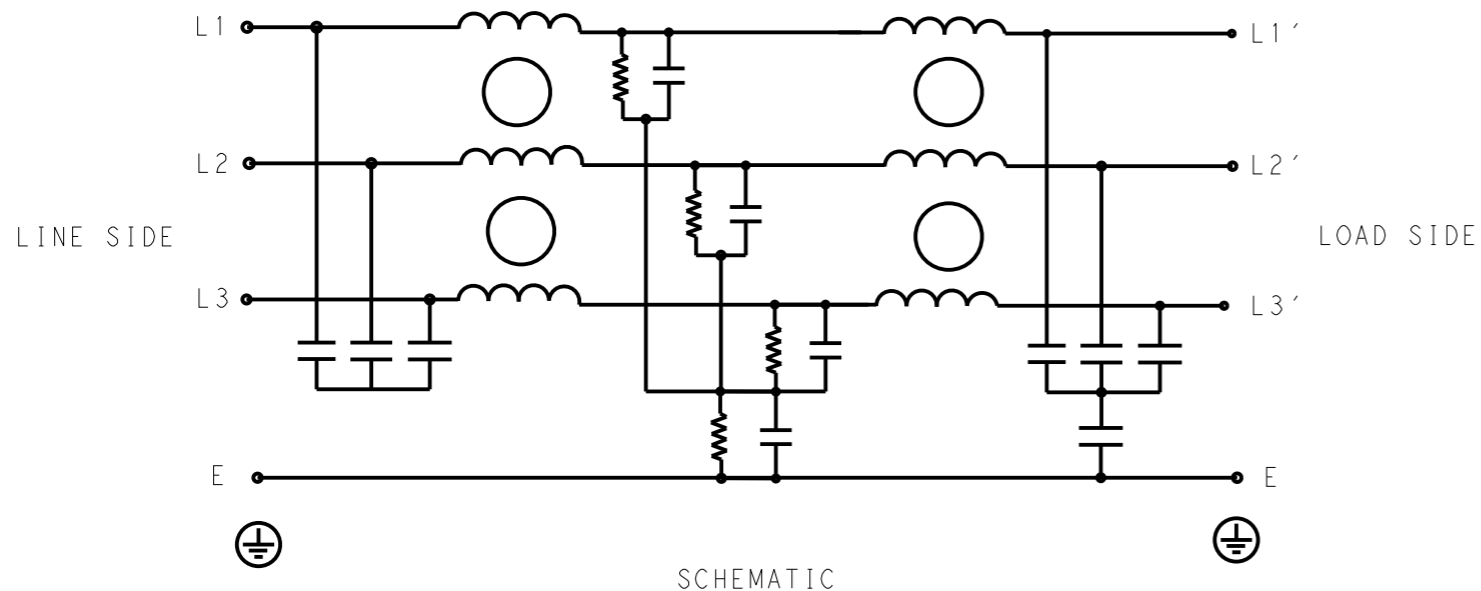


| P | LTR | DESCRIPTION     | DATE      | DWN | APVD |
|---|-----|-----------------|-----------|-----|------|
|   | A   | INITIAL RELEASE | 23APR2021 | SR  | CB   |



SAFETY ORGANIZATIONS

THIS FILTER WILL BE FORMALLY RECOGNIZED, CERTIFIED OR APPROVED BY THE LISTED AGENCY. THEREFORE, ALL TEST/REQUIREMENTS SPECIFIED IN THE LATEST REVISION OF THE FOLLOWING AGENCY STANDARDS WILL BE MET:

UL APPROVED 7A 520V 50Hz/60Hz 40°C  
 CSA APPROVED 7A 520V 50Hz/60Hz 40°C

OPERATING SPECIFICATION

LINE CURRENT/VOLTAGE: 7A, 520VAC  
 LINE FREQUENCY: 50/60Hz

MAXIMUM LEAKAGE CURRENT: 10mA @ 230VAC, 50Hz

OPERATING AMBIENT TEMPERATURE RANGE @ RATED CURRENT: -25°C TO +40°C

IN AN AMBIENT, T<sub>a</sub>, HIGHER THAN 40°C, THE MAXIMUM OPERATING CURRENT, I<sub>o</sub>, IS AS FOLLOWS:

$$I_o = I_r \sqrt{\frac{85 - T_a}{45}}$$

RELIABILITY SPECIFICATIONS

STORAGE TEMPERATURE: -40°C TO +85°C  
 HUMIDITY: 21 DAYS @ 40°C AND 95% RH

TEST SPECIFICATIONS

INDUCTANCE, NOMINAL: 10mH

CAPACITANCE @ 1kHz

LINE TO GROUND, NOMINAL: 0.66µF  
 LINE TO LINE, NOMINAL: 1.5µF

DISCHARGE RESISTOR

L/L I.R. 3MΩ 1W  
 L/N I.R. XXX  
 L/G I.R. 680KΩ 1W  
 N/G I.R. XXX  
 IR (NO DISCHARGE RESISTOR) 20°C, 50% RH AND 100VDC, MIN: 6MΩ

RECOMMENDED RECEIVING INSPECTION HIPOT

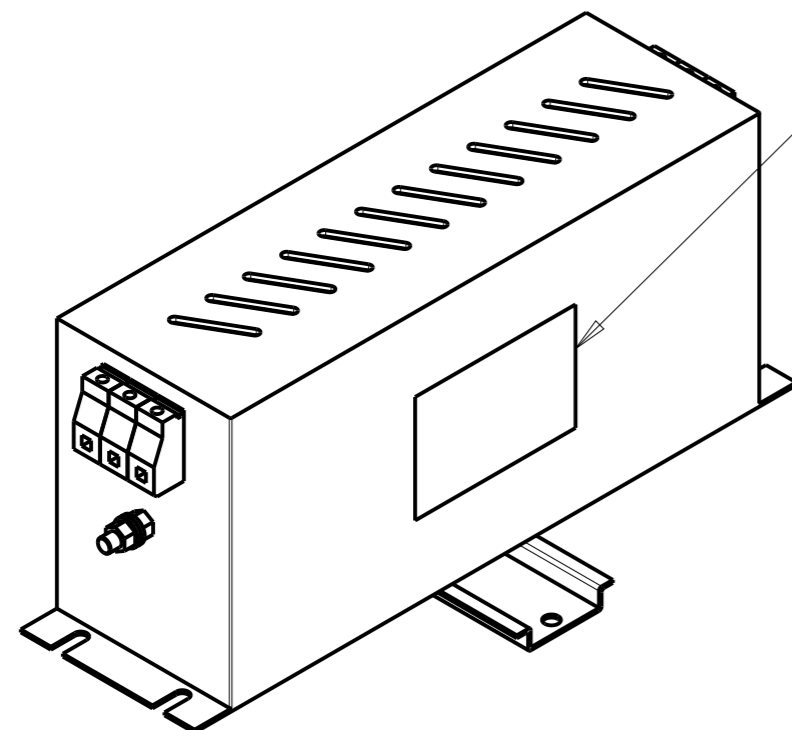
LINE TO GROUND FOR 1 MINUTE: 2856VDC  
 LINE TO LINE FOR 1 MINUTE: 2236VDC

FILTER APPROVAL

THE BEST WAY TO SELECT AND QUALIFY A FILTER IS FOR YOUR ENGINEERING TO TEST THE UNIT IN YOUR EQUIPMENT.

TYPICAL INSERTION LOSS  
 COMMON MODE 50/50Ω; DIFFERENTIAL MODE 50/50Ω

| MHz | 0.01 | 0.05 | 0.15 | 0.5 | 1  | 3  | 5  | 10 | 30 |
|-----|------|------|------|-----|----|----|----|----|----|
| CM  | 70   | 72   | 75   | 80  | 75 | 60 | 50 | 48 | 19 |
| DM  | 45   | 50   | 33   | 47  | 50 | 48 | 38 | 22 | 65 |



LABEL TO TE MARKING SPECIFICATION

|  |  |                            |  |   |  |
|--|--|----------------------------|--|---|--|
| THIS DRAWING IS A CONTROLLED DOCUMENT. |  | DWN SUPREETH R 23APR2021   |  |   |  |
| DIMENSIONS: mm                         |  | CHK CHRIS BOLLE 23APR2021  |  |   |  |
| TOLERANCES UNLESS OTHERWISE SPECIFIED: |  | APVD CHRIS BOLLE 23APR2021 |  | NAME POWER LINE FILTER FOR DIN RAIL 35 INSTALLATION 7KEHD10BBSDHM |  |
| 0 PLC ±-                               |  | PRODUCT SPEC -             |  | SIZE A300779  |  |
| 1 PLC ±0.5                             |  | APPLICATION SPEC -         |  | CAGE CODE C-6-1609969-0   |  |
| 2 PLC ±0.40                            |  | WEIGHT -                   |  | DRAWING NO  |  |
| 3 PLC ±0.130                           |  | CUSTOMER DRAWING           |  | RESTRICTED TO -   |  |
| 4 PLC ±0.0500                          |  | SCALE 1:2                  |  | SHEET 1 OF 2  |  |
| ANGLES ±-                              |  | REV A                      |  |   |  |
| MATERIAL -                             |  |                            |  |   |  |
| FINISH -                               |  |                            |  |   |  |

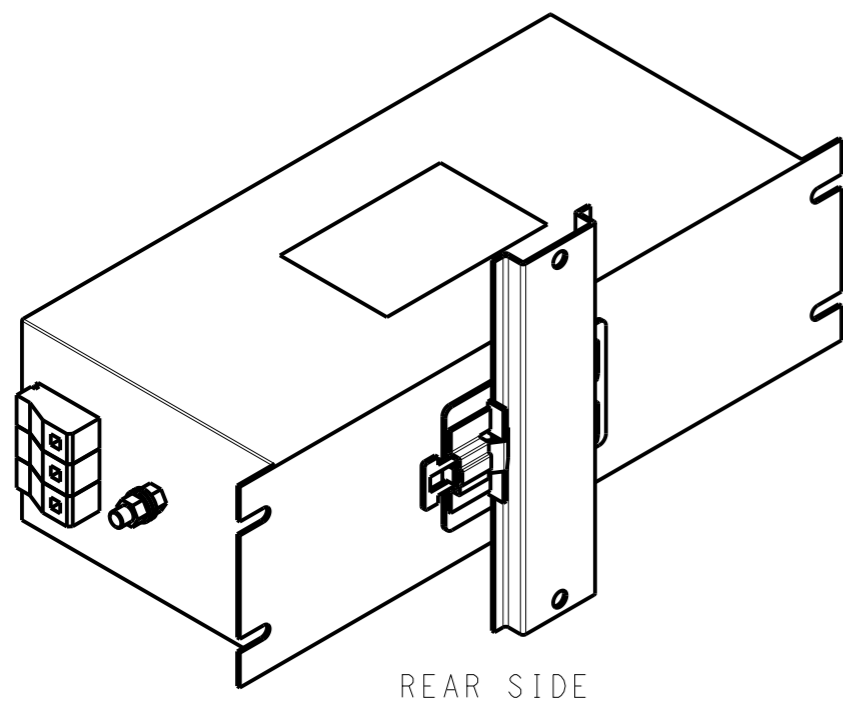
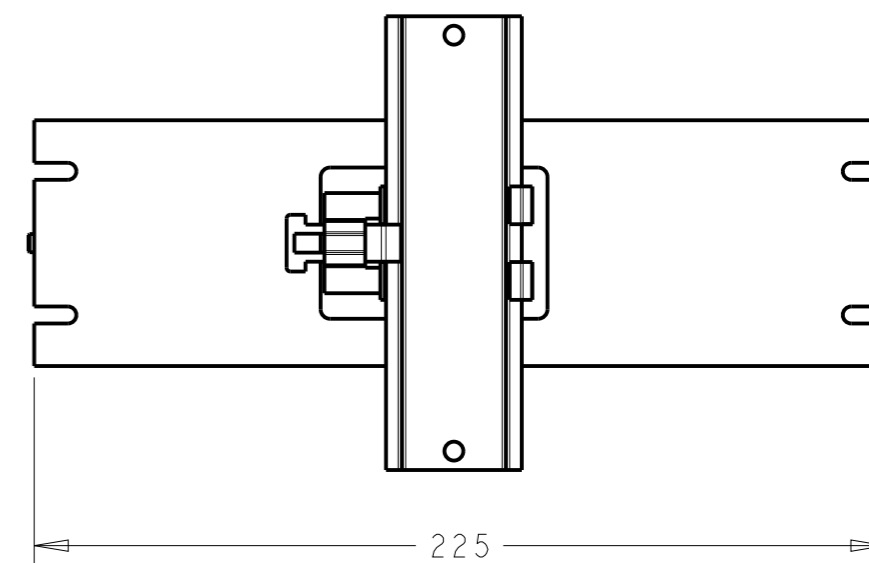
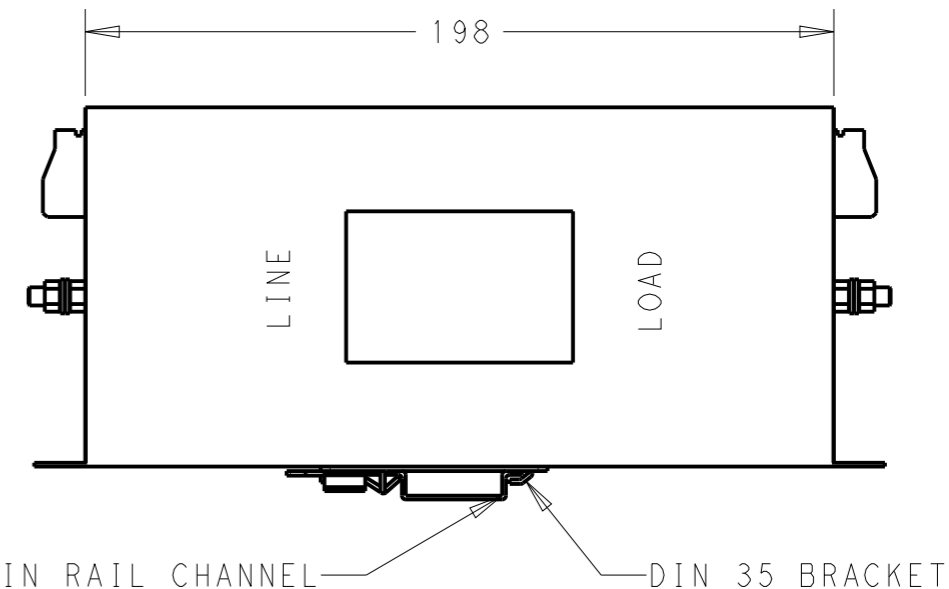
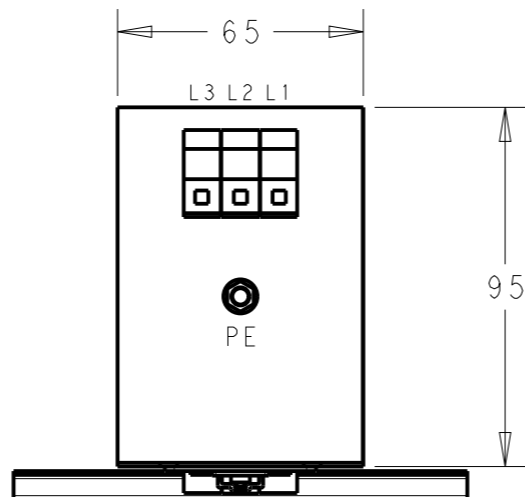
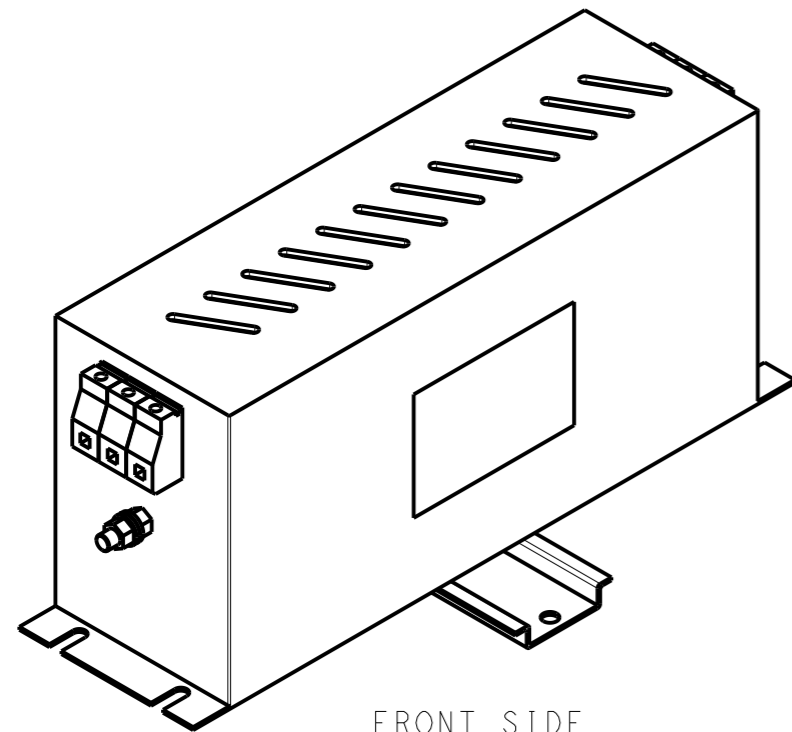
© 2021 TE Connectivity. All Rights Reserved.

NOTE 1 GROUND CONNECTION:  
 FOR ELECTRICAL SAFETY AND FILTER PERFORMANCE  
 UNIT MUST HAVE A GOOD GROUND CONNECTION.  
 TORQUE OUTER TERMINAL SCREWS: 0.5Nm / 4.5 in.lbs  
 TORQUE GROUND NUTS: 2Nm

NOTE 2 INPUT OUTPUT CONNECTION TERMINAL  
 AWG SIZE: 26-12 AWG  
 WIRE SECTION: 4mm<sup>2</sup>  
 THREADED BOLT SIZE FOR GROUND: M5

NOTE 3 SUPPLIED WITH DIN RAIL BRACKET.

NOTE 4 DRAWING SHOWS DIN RAIL FOR REFERENCE ONLY.



| REVISIONS |     |             |      |     |      |
|-----------|-----|-------------|------|-----|------|
| P         | LTR | DESCRIPTION | DATE | DWN | APVD |
|           |     | SEE SHEET 1 |      |     |      |
|           |     |             |      |     |      |
|           |     |             |      |     |      |

THIS DRAWING IS A CONTROLLED DOCUMENT.

|                   |   |  |         |
|-------------------|---|--|---------|
| DIMENSIONS:<br>mm |   | TOLERANCES UNLESS OTHERWISE SPECIFIED: |         |
|                   |   | 0 PLC                                  | ±0.5    |
|                   |   | 1 PLC                                  | ±0.40   |
|                   |   | 2 PLC                                  | ±0.130  |
|                   |   | 3 PLC                                  | ±0.0500 |
|                   |   | 4 PLC                                  | ±       |
|                   |   | ANGLES                                 | ±       |
| MATERIAL          | - | FINISH                                 | -       |
|                   | - |  | -       |

|                  |           |
|------------------|-----------|
| DWN              | 23APR2021 |
| SUPREETH R       |           |
| CHK              | 23APR2021 |
| CHRIS BOLLE      |           |
| APVD             | 23APR2021 |
| CHRIS BOLLE      |           |
| PRODUCT SPEC     | -         |
| APPLICATION SPEC | -         |
| WEIGHT           | -         |
| CUSTOMER DRAWING |           |

|       |           |  |    |               |
|-------|-----------|--|----|---------------|
|       |           | NAME   |    | RESTRICTED TO |
|       |           | POWER LINE FILTER FOR<br>DIN RAIL 35 INSTALLATION<br>7KEHD10BBSDHM |    |               |
| SIZE  | CAGE CODE | DRAWING NO   |    |               |
| A3    | 00779     | C-6-1609969-0  |    |               |
| SCALE |           | SHEET  | OF | REV           |
| 1:2   |           | 2  | 2  | A             |