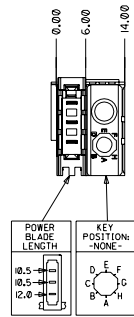
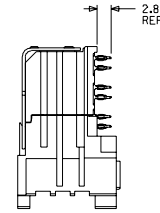
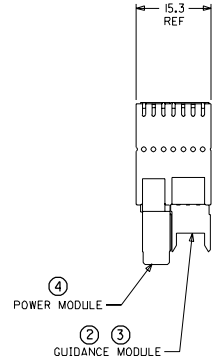


NOTES:

1. POSITION OF TAILS TO BE INSPECTED USING TAIL TEMPLATE P/N 74047-0019.
2. PARTS TO BE PACKAGED PER PK-70073-5041. QTY PER TUBE: 32
3. MARK LABEL WITH PART NUMBER AND DATE CODE.
4. ASSEMBLE MODULES TO STIFFENER PER DRAWING E-74046-003.



ITEM	PART NUMBER	DESCRIPTION	QTY
1	74046-0015	STIFFENER	1
2	74037-0008	POLARIZING/GUIDE MODULE	1
3	73726-0000	GUIDE MODULE MNTG SCREW	1
4	74026-8433	POWER MODULE	1

CUSTOMER: TELLUM

INITIAL RELEASE		QUALITY SYMBOLS		GENERAL TOLERANCES: UNLESS SPECIFIED		SCALE		DESIGN UNITS		DIMENSIONS:		SHT		REV	
EC NO. UDT2002-0492		MAJOR		mm		2 : 1		mm		mm		mm		mm	
DRAWN: ATP 01/09/24		CRITICAL		INCH		mm		mm		mm		mm		mm	
CHKD: LAURX 01/09/24		C		±0.05		mm		mm		mm		mm		mm	
APPR: BIXLER 01/09/24		C		±0.13		mm		mm		mm		mm		mm	
REV		DESCRIPTION		ANGULAR: ± 2°		DRAWN BY & DATE		THIRD ANGLE PROJECTION		TITLE:		SHT		REV	
A						ATP 01/09/24		mm		8 ROW HSD DAUGHTERCARD ASSEMBLY DRAWING					
						CHECKED BY & DATE		mm		MOLEX INCORPORATED					
						APPROVED BY & DATE		mm		E-74680-056					
						BIXLER 01/09/24		mm		74680-0056					
						CAD FILENAME		mm		E-74680-056					
						MATERIAL NO.		mm		74680-0056					
						DRAWING NO.		mm		E-74680-056					
						SHEET NO.		mm		1 OF 1					
						SIZE		mm		D					
						THIS DRAWING CONTAINS INFORMATION THAT IS PROPRIETARY TO MOLEX INCORPORATED AND SHOULD NOT BE USED WITHOUT WRITTEN PERMISSION.		mm							