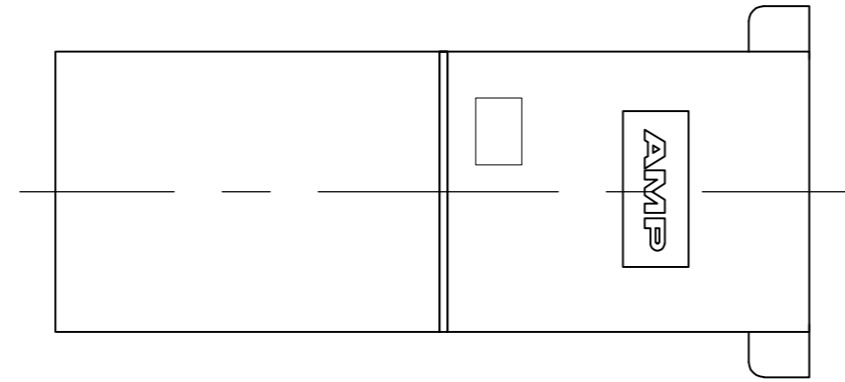
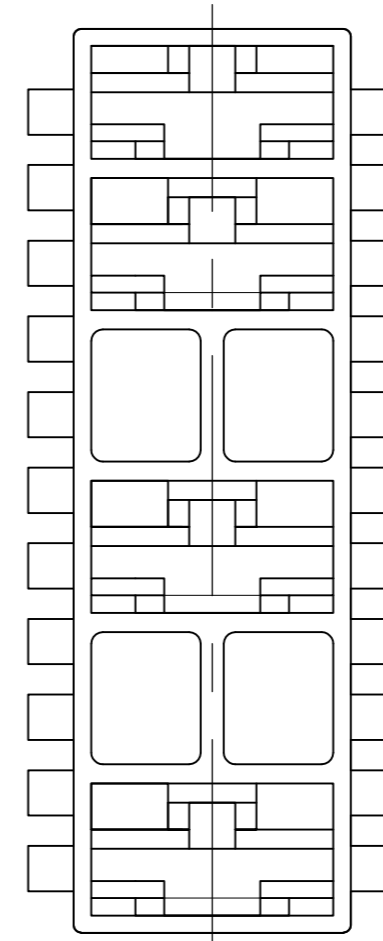
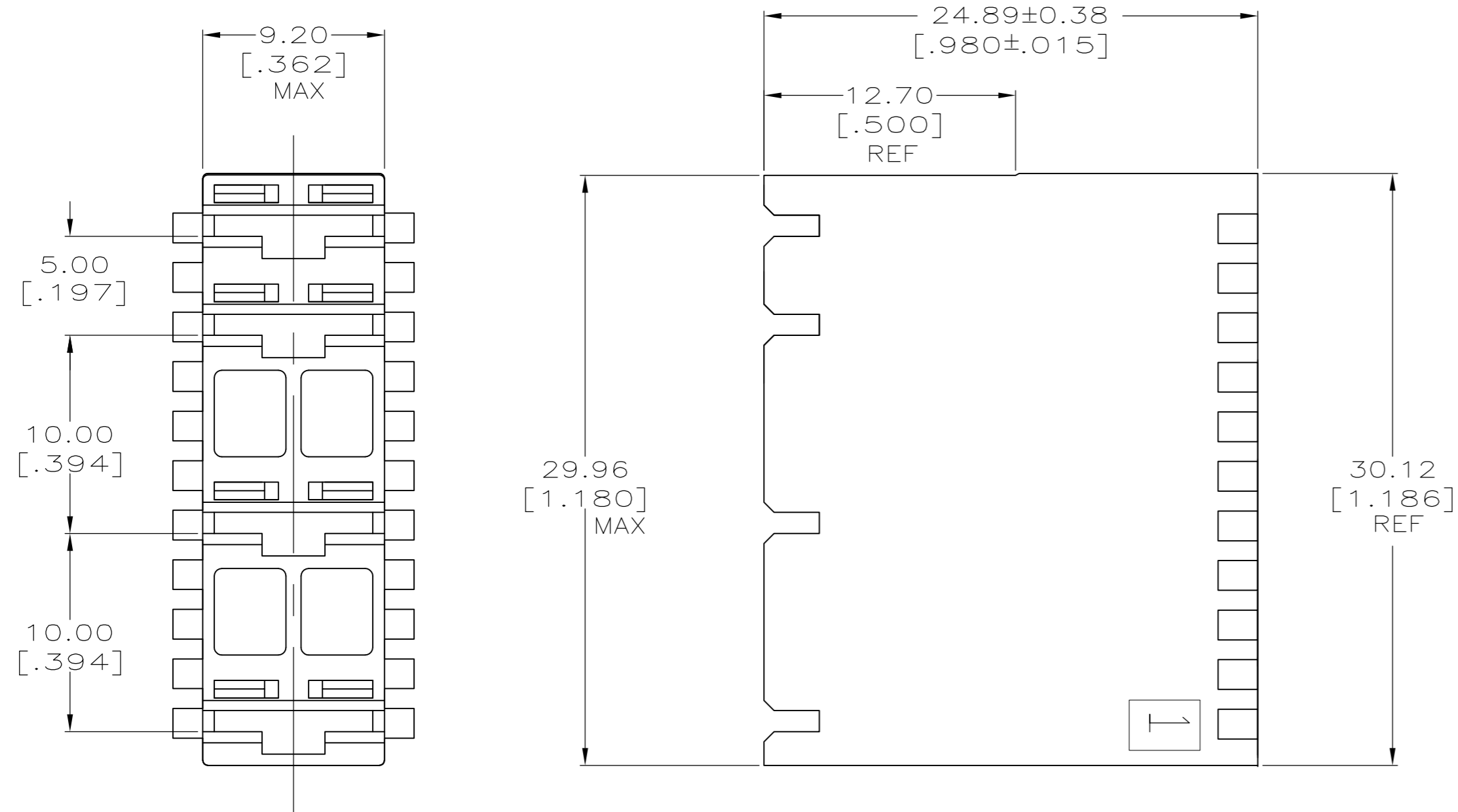


THIS DRAWING IS UNPUBLISHED. RELEASED FOR PUBLICATION
 © COPYRIGHT - By - ALL RIGHTS RESERVED.

LOC		DIST		REVISIONS			
P	LTR	DESCRIPTION		DATE	DWN	APVD	
AF	50	D		REVISED PER ECR-16-001902	22MAR2016	BW	JP



- 1 ACCEPTS RECEPTACLE CONTACTS 1217378(#18-#22 AWG SINGLE WIRE), 1217094(#18-#14 AWG SINGLE WIRE) AND 1217095 (TWO #18'S OR TWO #16'S OR A #16 + #18 COMBINATION).
- 2 FRONT AND BACK VIEWS SHOW ONLY THE GRIPPERS. FOR KEYING AND POLARIZATION FEATURES, SEE SPECIAL FRONT VIEW.
- 3 TAB SHOULDER SLOTS OPTIONAL ON BOTH SIDES OF DUMMY CIRCUITS.



THIS DRAWING IS A CONTROLLED DOCUMENT.		DWN	18OCT01	BLUE	NONE	NONE	521435-1
DIMENSIONS: mm		CHK	18OCT01	FINISH/COLOR	KEYING FEATURE	POLARIZATION FEATURES	PART NO.
TOLERANCES UNLESS OTHERWISE SPECIFIED:		APVD	18OCT01				
0 PLC ± -		NAME		TE Connectivity			
1 PLC ± -		PRODUCT SPEC		HOUSING, RECEPT, POSITIVE-LOCK, MKIII, 6.35 [.250] SERIES, 6 POSITION/4CIRCUIT			
2 PLC ± 0.25 [.010]		APPLICATION SPEC		SIZE			CAGE CODE
3 PLC ± -		WEIGHT		A2			00779
4 PLC ± -		CUSTOMER DRAWING		DRAWING NO			521435
ANGLES ± -		SCALE		RESTRICTED TO			-
FINISH SEE TABLE		4:1		SHEET			1 of 1
		REV		D			