

BAW Filter 2442.0MHz
Part No: MP06550

Model: TA1869A
Rev No: 1

A. MAXIMUM RATING:

Electrostatic Sensitive Device (ESD)

Temperature range: -30°C to +85°C

B. ELECTRICAL CHARACTERISTICS:

1. Terminating source impedance: $Z_S = 50 // 15nH (Q=\infty) \Omega$ (Single)
2. Terminating load impedance: $Z_L = 50 // 15nH (Q=\infty) \Omega$ (Single)

Parameters Description		Unit	Min.	Typ.	Max.	Remarks
Center Frequency		MHz	-	2442	-	
Insertion Loss	2402.5~2421.5MHz	dB	-	1.9	2.3	(*1)(*2)
	2407.5~2426.5MHz	dB		1.6	2.2	(*1)(*2)
	2412.5~2471.5MHz	dB		1.6	2.2	(*1)(*2)
	2457.5~2476.5MHz	dB		1.8	2.2	(*1)(*2)
	2462.5~2481.5MHz	dB		2.5	3.0	(*1)(*2)
Amplitude Ripple	2402.5~2421.5MHz	dB	-	0.3	1.9	(*2)
	2407.5~2426.5MHz	dB		0.2	1.7	(*2)
	2412.5~2471.5MHz	dB		0.5	1.7	(*2)
	2457.5~2476.5MHz	dB		0.4	1.7	(*2)
	2462.5~2481.5MHz	dB		0.8	2.5	(*2)
VSWR(Input)	2402.5~2481.5MHz	-	-	1.8	2.2	+25°C
VSWR(Output)	2402.5~2481.5MHz	-	-	1.8	2.2	+25°C
Maximum RF Input Power (CW)		dBm		+28		CW, 50°C, 10kHz
Attenuation:						
800~2300MHz		dB	37	40		
2300~2365MHz		dB	48	54	-	
2365~2370MHz		dB	48	56	-	(*3)
2500~2505MHz		dB	40	56	-	-30~-10°C(*3)
		dB	47		-	-10~+25°C(*3)
		dB	52		-	+25~+85°C(*3)
2505~2690MHz		dB	45	49	-	(*3)
2570~2620MHz		dB	47	53		(*3)
2690~7500MHz		dB	30	37		

(*1) Specification of insertion loss excludes loss that comes from the test board.

(*2) The integrated loss over any 19MHz channel within the band.

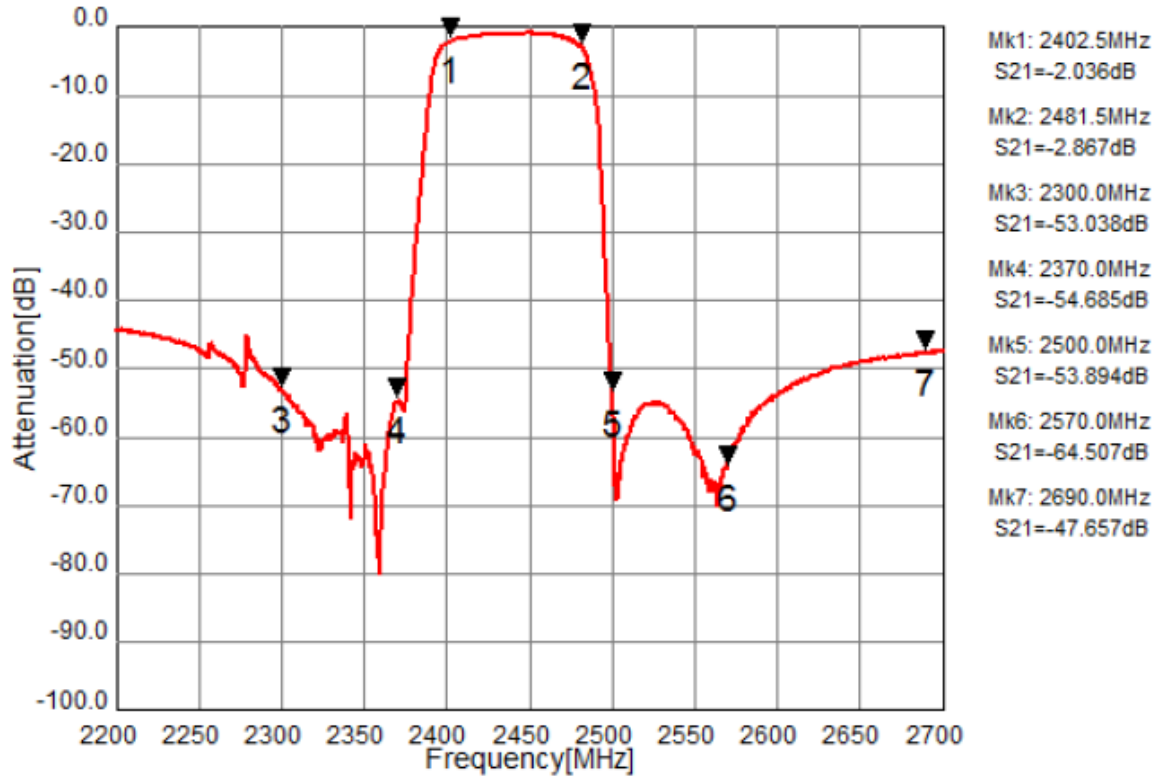
(*3) The integrated loss over any 5MHz channel within the band.

BAW Filter 2442.0MHz
Part No: MP06550

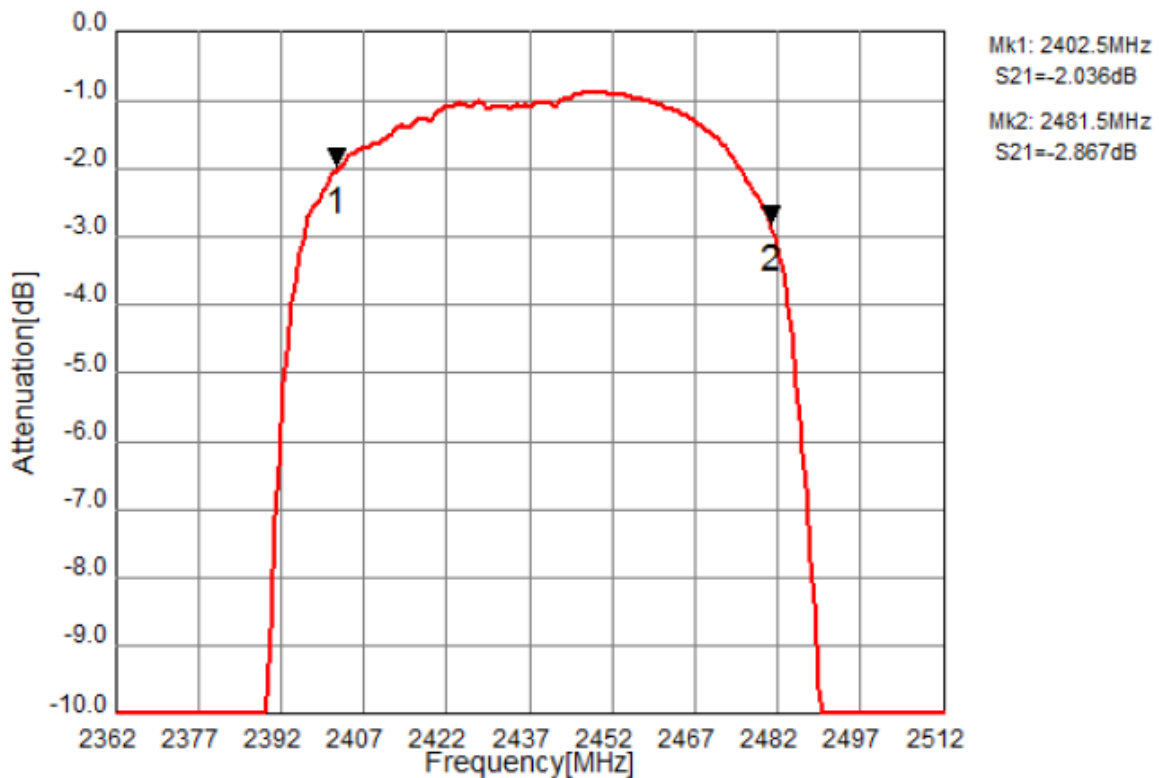
Model: TA1869A
Rev No: 1

C. FREQUENCY CHARACTERISTICS:

1. Pass-band



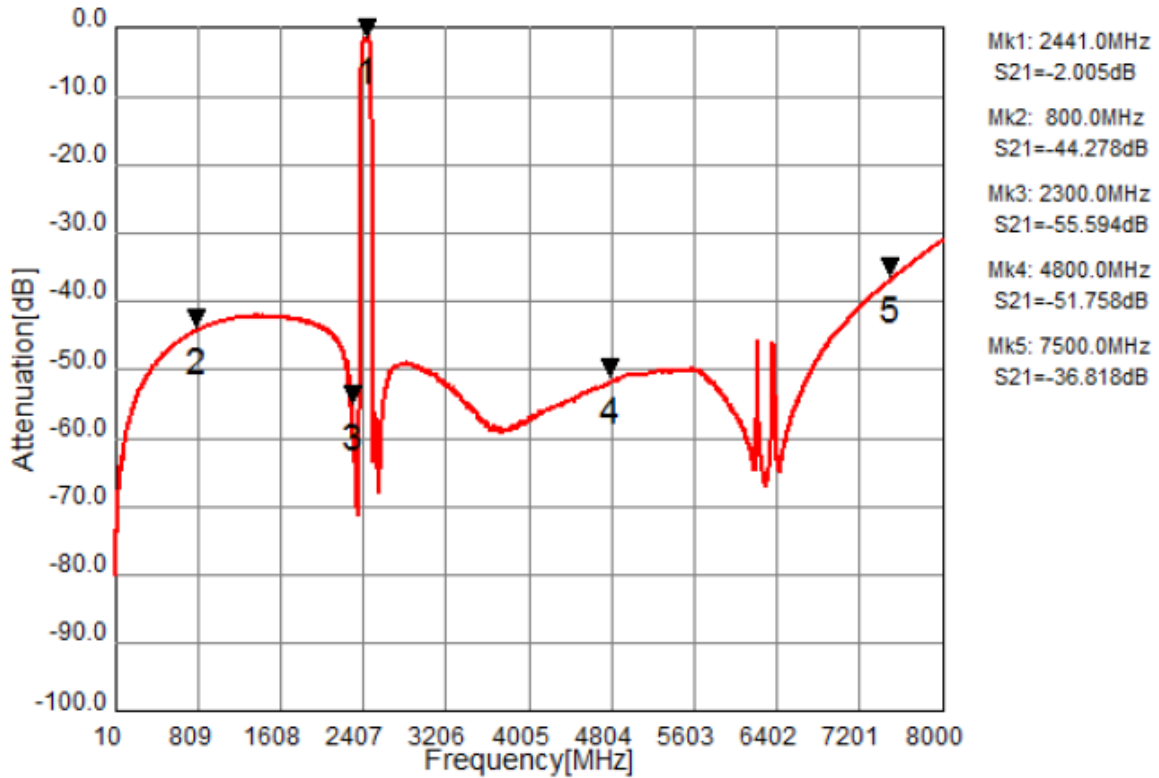
2. In-band



BAW Filter 2442.0MHz
Part No: MP06550

Model: TA1869A
Rev No: 1

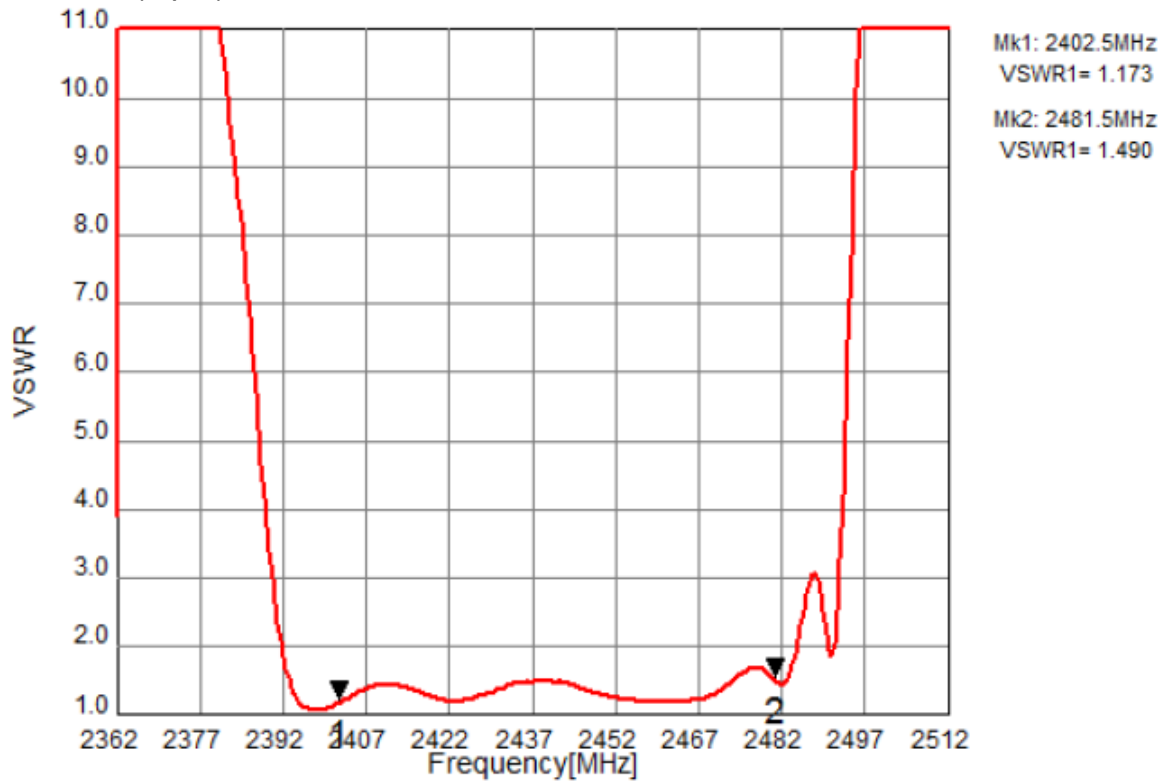
3. Wide-band



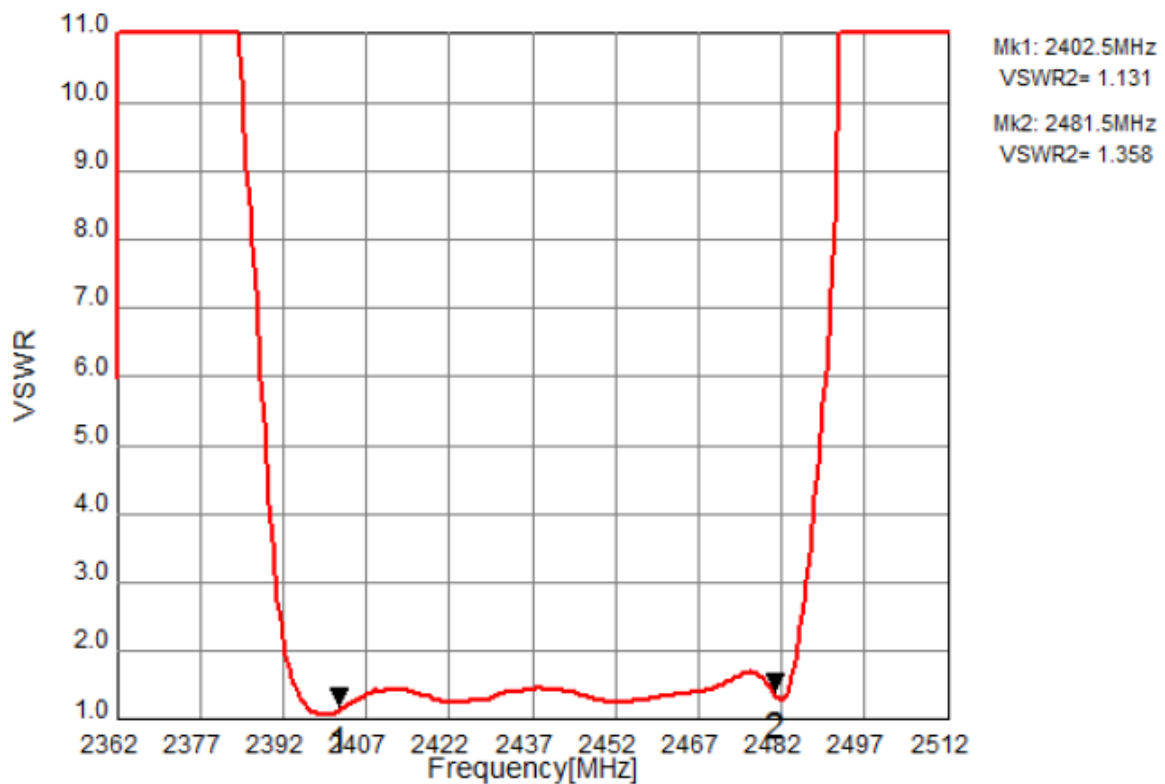
BAW Filter 2442.0MHz
Part No: MP06550

Model: TA1869A
Rev No: 1

4. VSWR (Input)



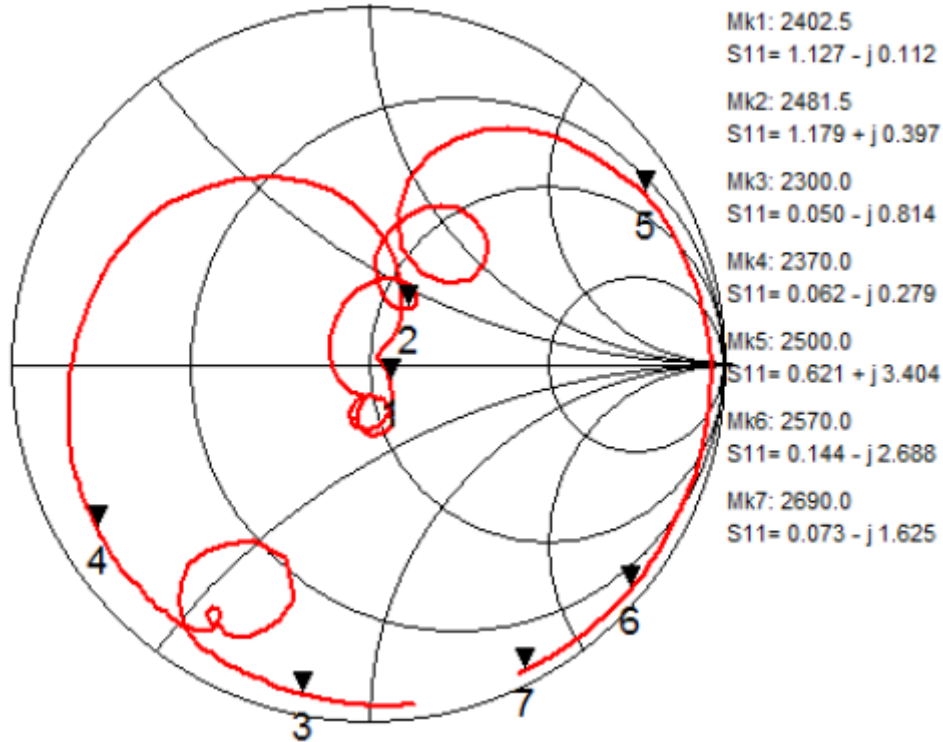
5. VSWR (Output)



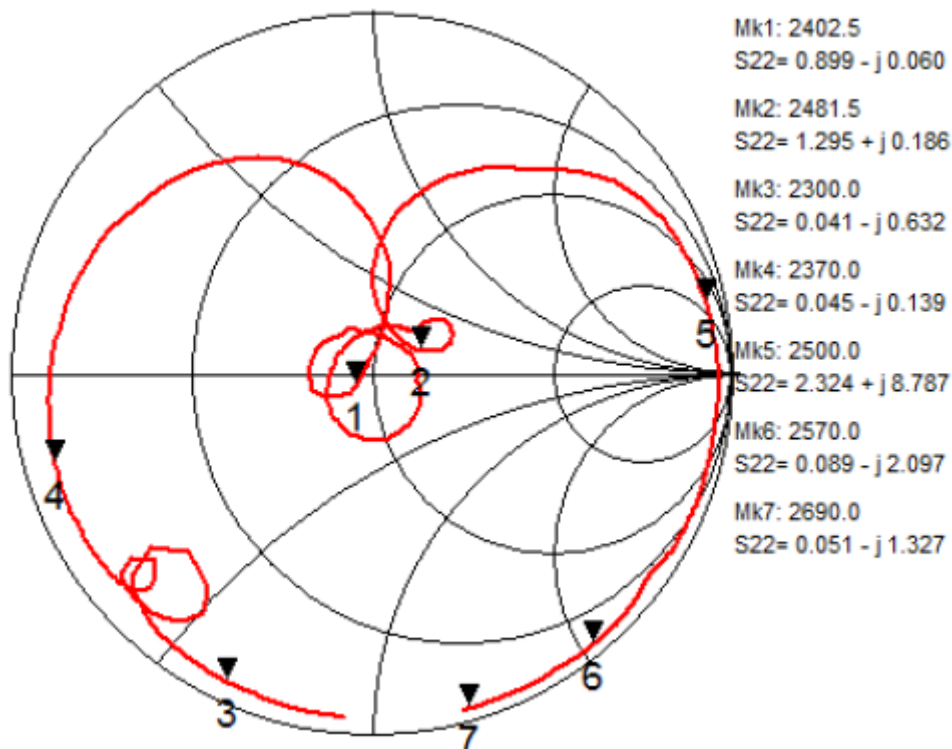
BAW Filter 2442.0MHz
Part No: MP06550

Model: TA1869A
Rev No: 1

6. Input Impedance



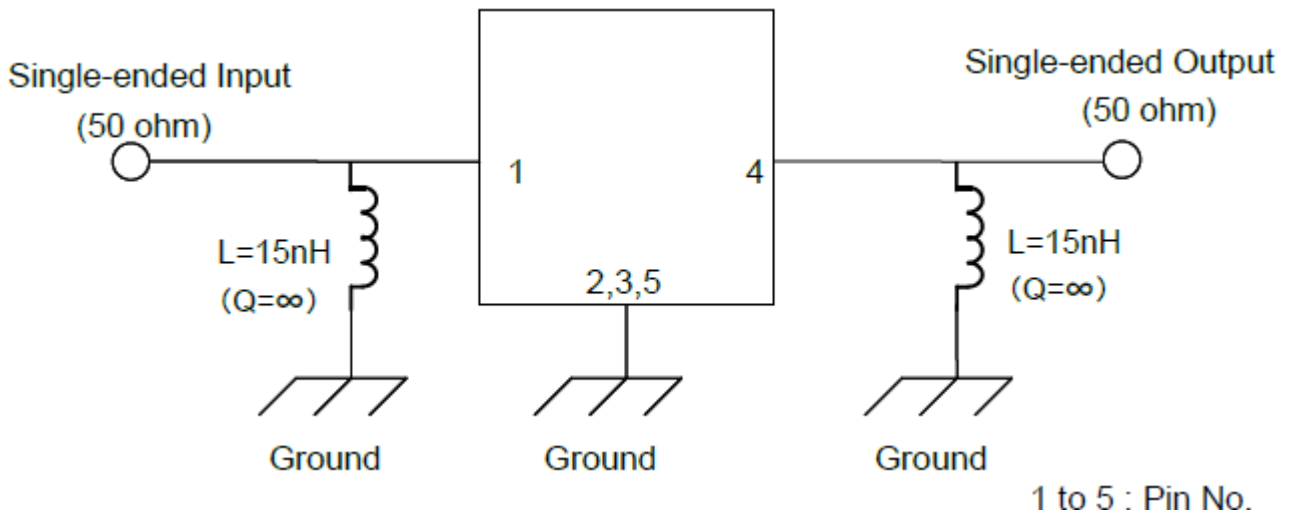
7. Output Impedance



BAW Filter 2442.0MHz
Part No: MP06550

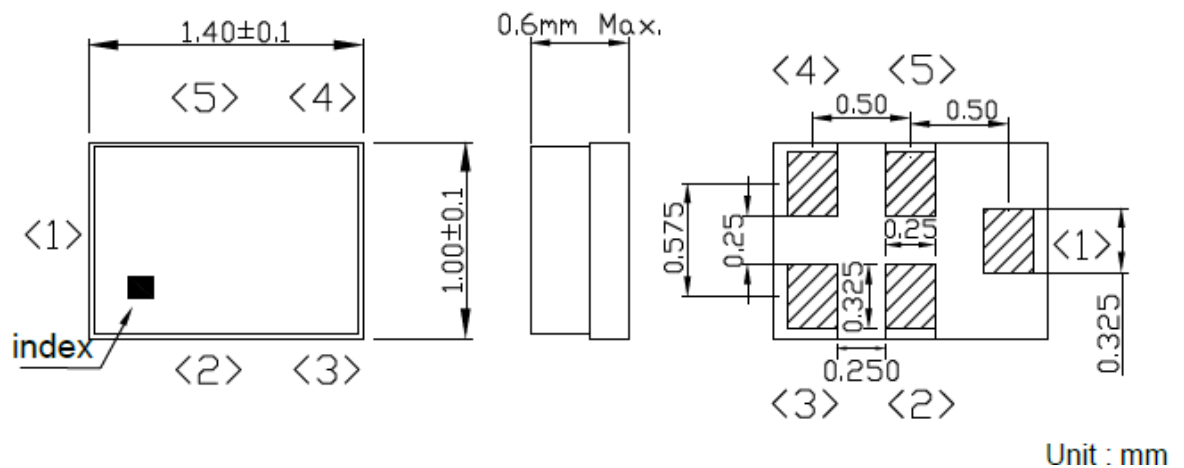
Model: TA1869A
Rev No: 1

D. MEASUREMENT CIRCUIT:



E. OUTLINE DRAWING:

Device size: 1.4typ. x1.0typ. x 0.6max



Pin Configuration

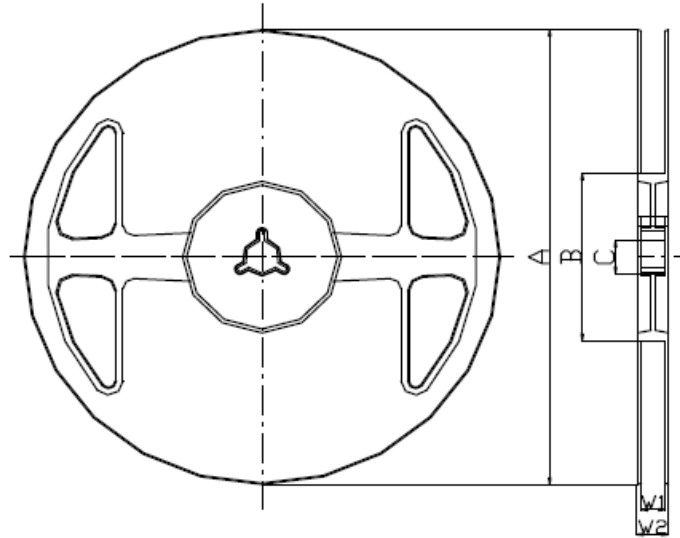
Pin No.	Symbol	Function
1	IN	Single-ended pin
2	GND	Ground
3	GND	Ground
4	OUT	Single-ended pin
5	GND	Ground

BAW Filter 2442.0MHz
Part No: MP06550

Model: TA1869A
Rev No: 1

F. PACKING:

1. Reel Dimension



Materials of Reel

Material : Polystyrene + Carbon

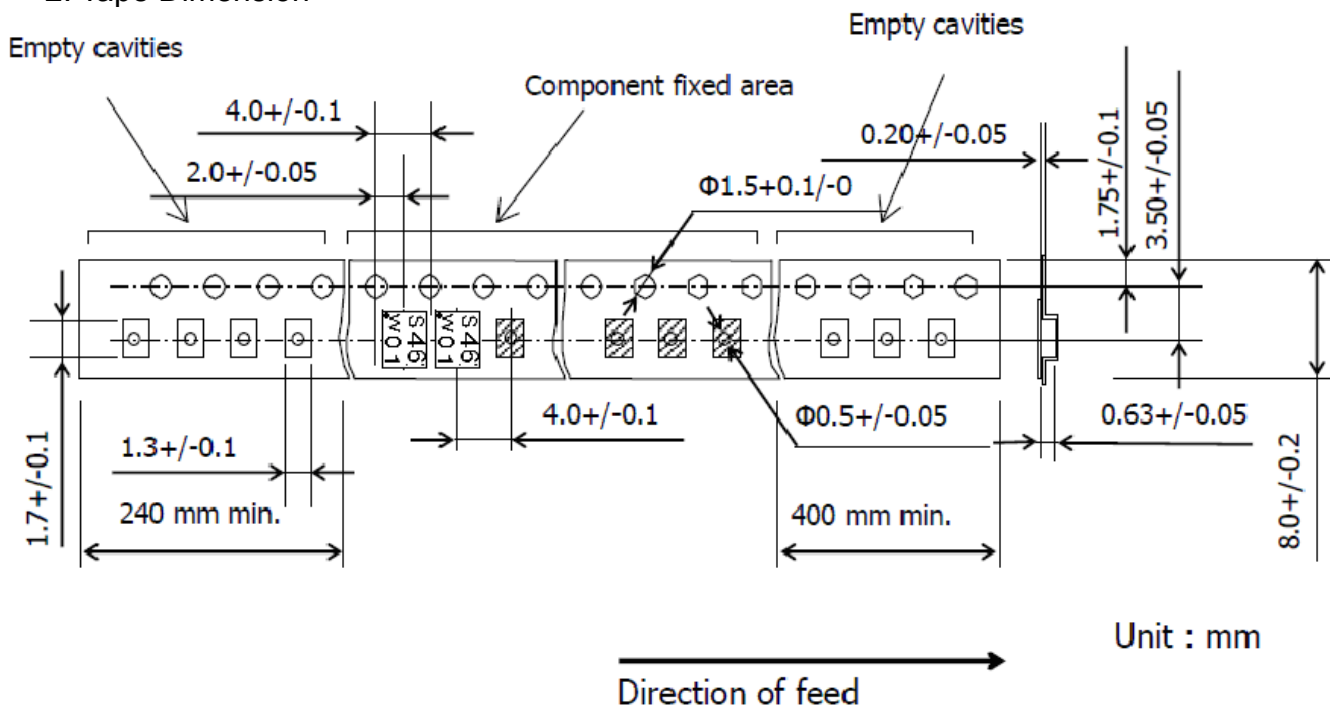
Color : Black

Surface resistance (reference value) : $10^9 \Omega/\text{sq}$ Max.

Unit : mm

Code	Quantity	A	B	C	W1	W2
Z	3,000 pcs	$\phi 180.0 +0.0/-1.5$	$\phi 66.0 +/-0.5$	$\phi 13.0 +/-0.2$	$9.0 +1.0/-0.0$	$11.4 +/-1.0$

2. Tape Dimension



Unit : mm

BAW Filter 2442.0MHz
Part No: MP06550

Model: TA1869A
Rev No: 1

G. RECOMMENDED REFLOW PROFILE:

