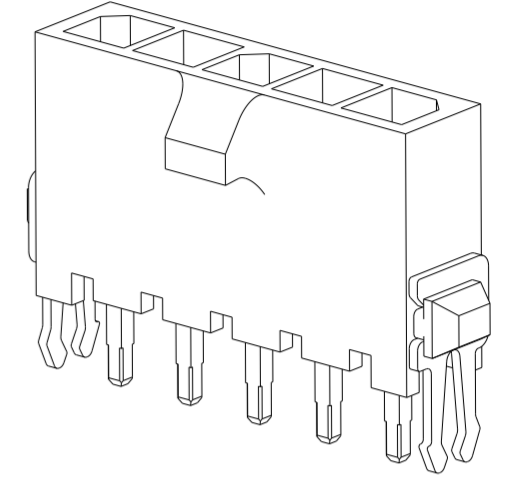
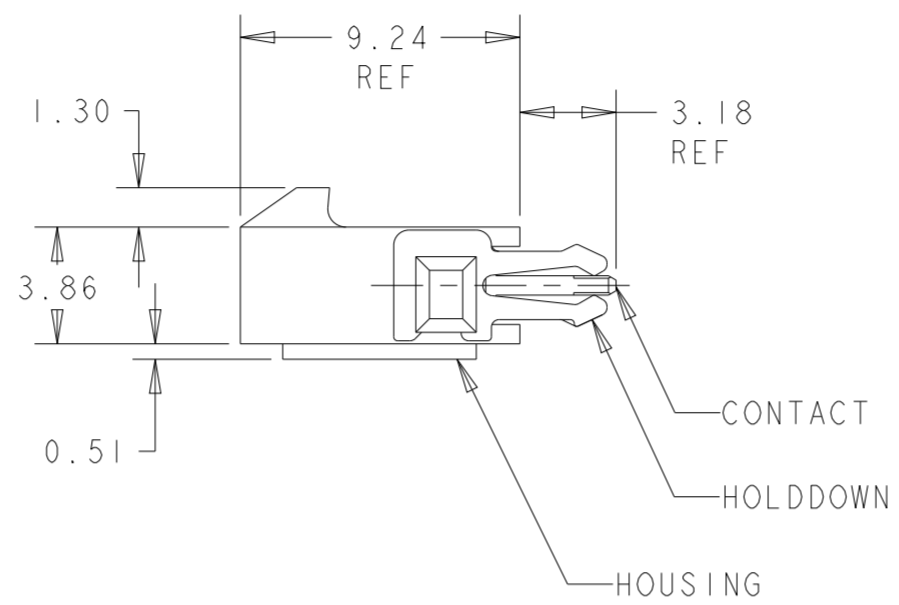
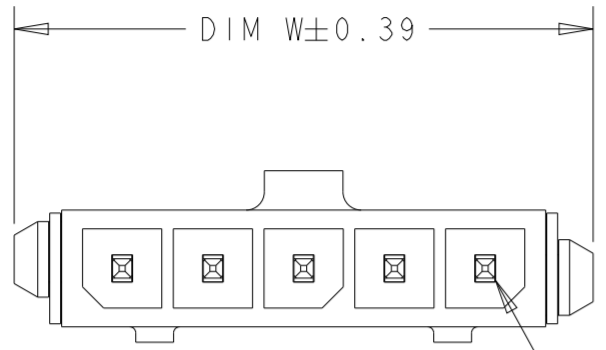
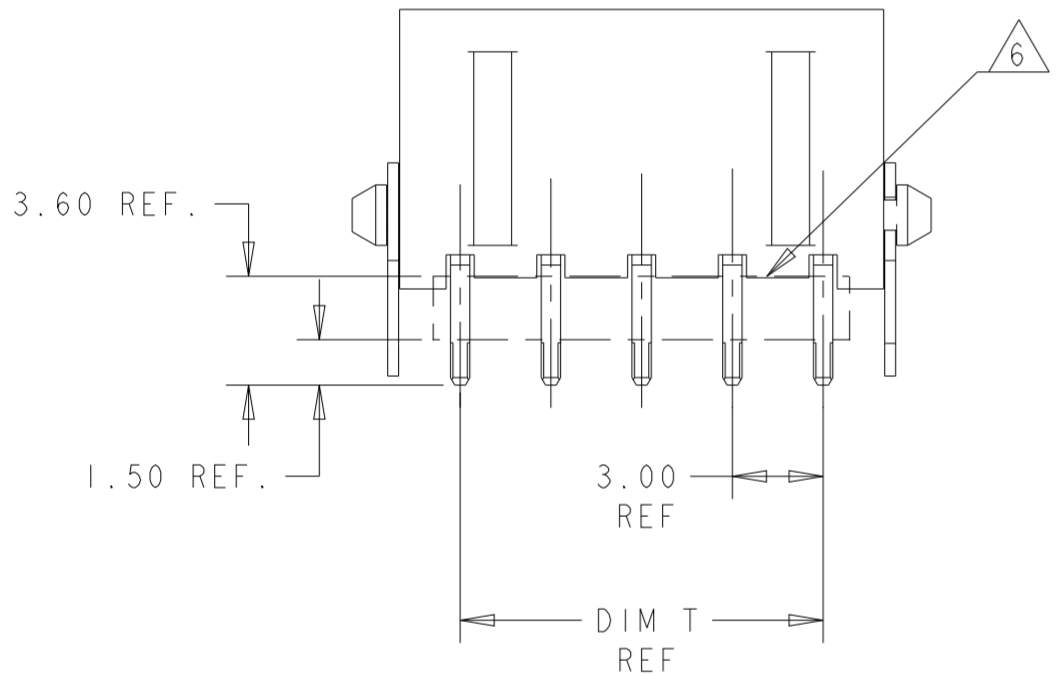


THIS DRAWING IS UNPUBLISHED. RELEASED FOR PUBLICATION 20  
 © COPYRIGHT 20 BY - ALL RIGHTS RESERVED.

REVISIONS					
P	LTR	DESCRIPTION	DATE	DWN	APVD
A2		REVISED PER ECR-16-011494	23JUN2017	NK	CX
A3		ECO-19-006934	10MAY2019	AP	WS
A4		REVISED PER ECN-22-139652	17FEB2022	WLS	VS
A5		REVISED PER ECN-22-162091	07JUL2022	WLS	VS



CIRCUIT NUMBER 1



- 1 MATERIAL: HOUSING - UL 94V-0 RATED HIGH TEMP NYLON, COLOR BLACK.  
CONTACTS - BRASS  
HOLDDOWNS: - PHOSPHOR BRONZE.
- 2 RECOMMENDED PC BOARD THICKNESS OF 1.57.
- 3 PLATING: CONTACTS - 0.38µm MINIMUM GOLD ON MATING AREA.  
2.54µm MINIMUM MATTE TIN ON SOLDER TAILS.  
ALL OVER 1.27µm MINIMUM NICKEL.  
HOLDDOWNS: 2.54µm MINIMUM MATTE TIN OVER 1.27µm MINIMUM NICKEL.
- 4 COUNTERPART RECOMMENDED IS PN 1445022 OR 2008571 (DASH ACCORDING TO NUMBER OF POSITION).
- 5 FOR REELING DIRECTION AND PACKAGING TYPE, SEE SPECIFICATION 114-13000.
- 6 CUTTING EDGE, NO PLATING PRESENT IN THE REGION SHOWN.

33.00	37.43	33.00	40.14	12	3-1445085-2
30.00	34.43	30.00	37.14	11	3-1445085-1
27.00	31.43	27.00	34.14	10	3-1445085-0
24.00	28.43	24.00	31.14	9	2-1445085-9
21.00	25.43	21.00	28.14	8	2-1445085-8
18.00	22.43	18.00	25.14	7	2-1445085-7
15.00	19.43	15.00	22.14	6	2-1445085-6
12.00	16.43	12.00	19.14	5	2-1445085-5
9.00	13.43	9.00	16.14	4	2-1445085-4
6.00	10.43	6.00	13.14	3	2-1445085-3
3.00	7.43	3.00	10.14	2	2-1445085-2
DIM Z	DIM V	DIM T	DIM W	NO. OF POSN	PART NUMBER

THIS DRAWING IS A CONTROLLED DOCUMENT.

DWN: J. ROOT 10OCT2000  
 CHK: K. WHITAKER 17-APR-2001  
 APVD: C. JONES 17-APR-2001

**STE** TE Connectivity

NAME: VERTICAL THRU HOLE HEADER ASSY, 0.38 MIC GOLD CONTACTS W/THRU HOLE™ HOLDDOWNS, SGL ROW, MICRO MATE-N-LOK™

PRODUCT SPEC: 108-1836  
 APPLICATION SPEC: 114-13000

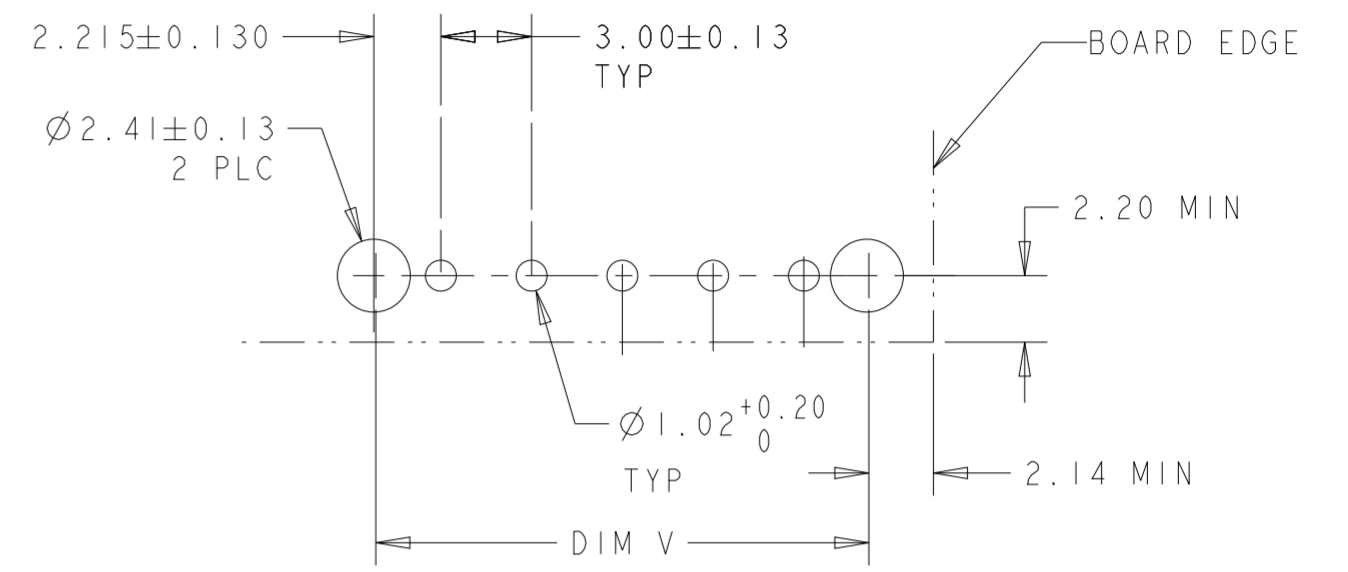
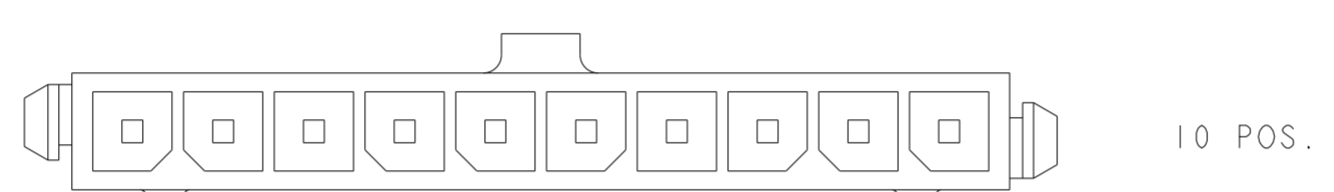
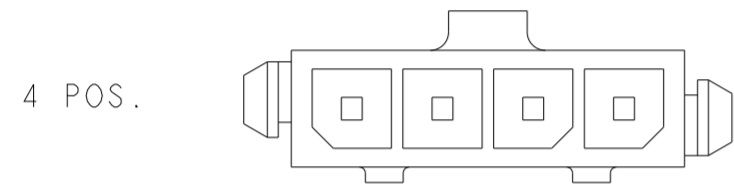
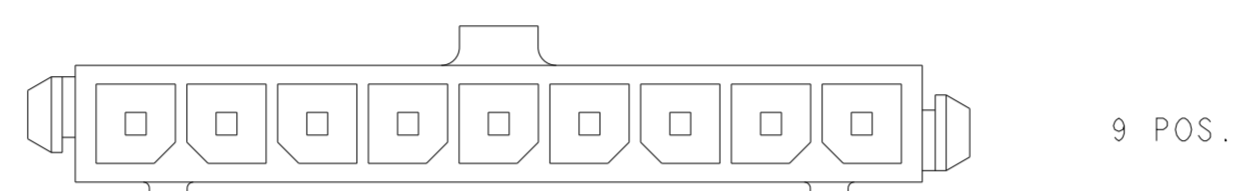
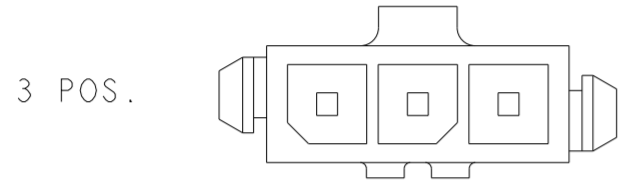
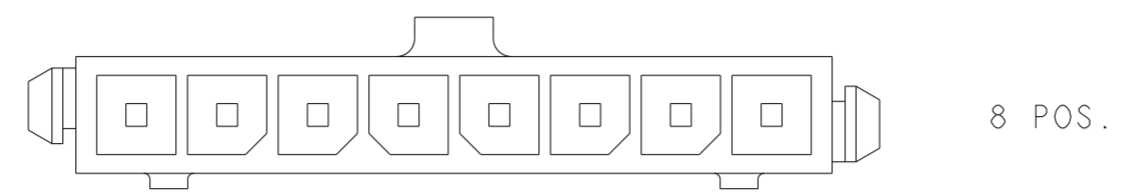
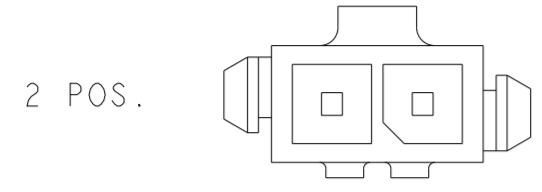
SIZE: A2 CAGE CODE: 00779 DRAWING NO: C-1445085 RESTRICTED TO: -

MATERIAL: 1 FINISH: 3

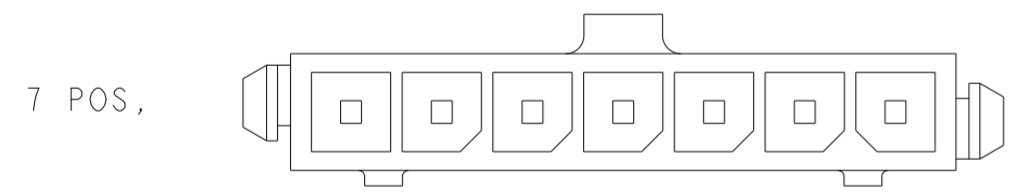
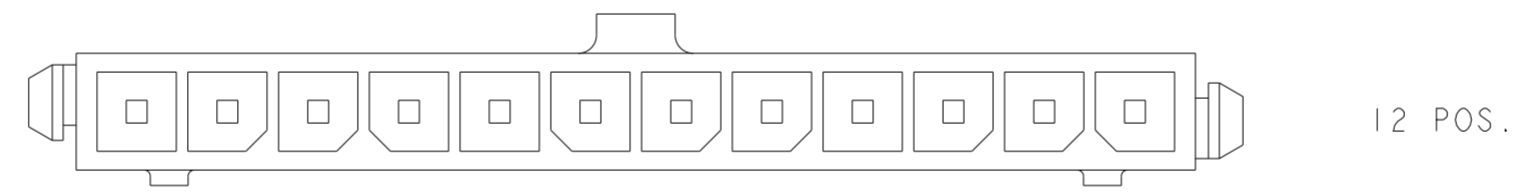
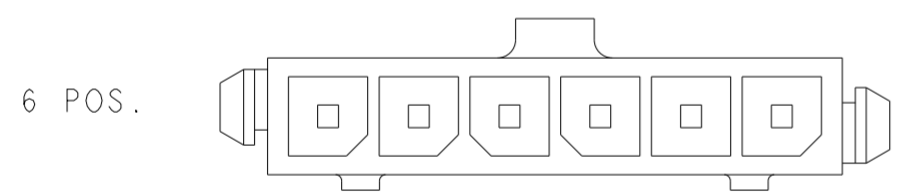
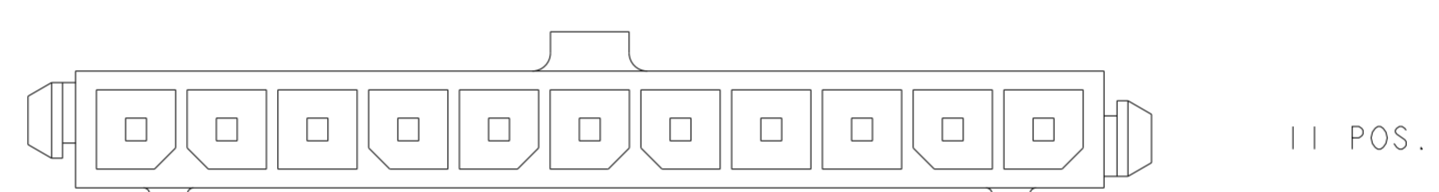
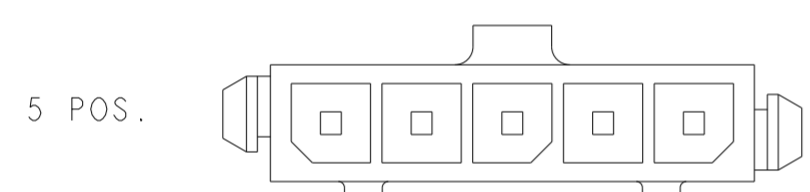
CUSTOMER DRAWING SCALE: 4:1 SHEET: 1 OF 2 REV: A5

THIS DRAWING IS UNPUBLISHED. RELEASED FOR PUBLICATION 20  
 © COPYRIGHT 20 BY - ALL RIGHTS RESERVED.

REVISIONS				
P	LTR	DESCRIPTION	DATE	APVD
-	-	SEE SHEET 1	-	-



PCB LAYOUT COMPONENT SIDE  $\triangle 2$



KEYING BY POSITION SIZE

THIS DRAWING IS A CONTROLLED DOCUMENT.		DWN J. ROOT 10OCT2000	TE Connectivity	
DIMENSIONS: mm		CHK K. WHITAKER 17-APR-2001		
TOLERANCES UNLESS OTHERWISE SPECIFIED:		APVD C. JONES 17-APR-2001	NAME VERTICAL THRU HOLE HEADER ASSY, 0.38 MIC GOLD CONTACTS W/THRU HOLE HOLDDOWNS, SGL ROW, MICRO MATE-N-LOK	
		PRODUCT SPEC 108-1836	SIZE A2	CAGE CODE 00779
MATERIAL		APPLICATION SPEC 114-13000	DRAWING NO C-1445085	RESTRICTED TO
FINISH		WEIGHT	SCALE 4:1	SHEET 2 OF 2
-		CUSTOMER DRAWING	REV A5	