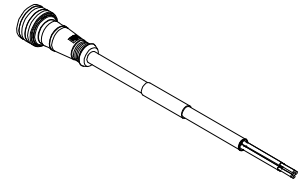
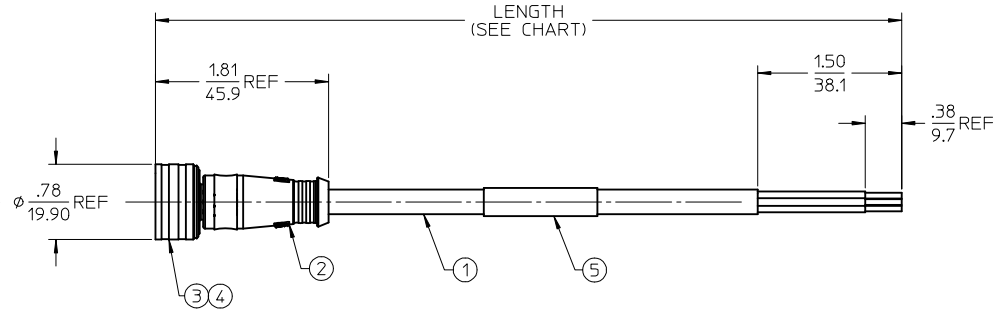
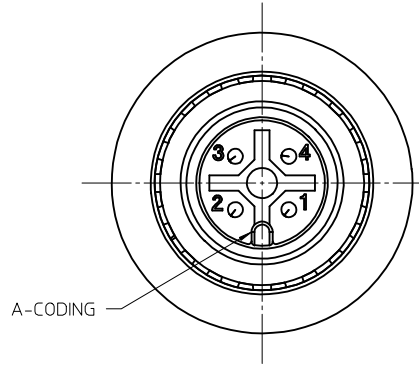


PART NUMBER	ENGINEERING NO.	LENGTH
1200790149	W04000K05M020	6' 6" +3.5" - 0 [2M +90MM - 0]
1200790148	W04000K05M040	13' 1" +6" - 0 [4M +150MM - 0]
1200790147	W04000K05M050	16' 4" +6" - 0 [5M +150MM - 0]
1200790134	W04000K05M060	19' 7" +6" - 0 [6M +150MM - 0]
1200790145	W04000K05M100	32' 4" +12" - 0 [10M +300MM - 0]



P1	
1	BROWN
2	WHITE
3	BLUE
4	BLACK

NOTES:

- 1) MATERIAL: SEE TABLE
- 2) FINISHES: SEE TABLE
- 3) WRAP LABEL IS MARKED WITH P/N, DATE CODE, VOLTAGE & AMPERAGE.
- 4) MATES WITH: MICRO CHANGE, 4 POLE RECEPTACLE
- 5) ELECTRICAL DATA:
 INLINE CORDSET
 MALE A-CODING WITH FLYING LEADS
 22AWG UNSHIELDED
 POLES: 4
 MAX. VOLTAGE: 250V
 MAX. CURRENT 4A
 CONTACT RESISTANCE: <5M Ohm
 PROTECTION IP67/68/69K
 TEMPERATURE RANGE: -25°C TO 90°
 CSA & UL
- 6) PACKAGING:
 CABLE ASSEMBLIES ARE BAGGED SEPERATELY
 IN POLY BAGS WITH BAR CODE LABEL ATTACHED
 TO OUTSIDE OF BAG.
- 7) ASSEMBLY IS RoHS COMPLIANT.

SALES DRAWING

ITEM	QTY.	DESCRIPTION	MATERIAL	FINISH
5	1	LABEL	PLASTIC FILM	BLACK/YELLOW
4	4	SOCKET CONTACT	COPPER ALLOY	GOLD PLATED
3	1	ULTRA-LOCK HEAD ASSY	---	---
2	1	OVERMOLD	TPE	YELLOW
1	1	CABLE, 22AWG-4	TPE JACKET	YELLOW

RELEASE DWG EC NO: WNAZ009-0654 DRW: BRUPERT 2009/04/21 CHK: WOODMAN APPR: J. MURPHY 2009/04/22	QUALITY SYMBOLS
REV	DESCRIPTION
A	

GENERAL TOLERANCES (UNLESS SPECIFIED)

	mm	INCH
4 PLACES	± .005	± .0004
3 PLACES	± .003	± .0002
2 PLACES	± .002	± .0001
1 PLACE	± .001	± .00005

ANGULAR ±1/2°

DRAFT WHERE APPLICABLE MUST REMAIN WITHIN DIMENSIONS

DIMENSION STYLE		SCALE	DESIGN UNITS	THIRD ANGLE PROJECTION
IN/MM		1:1	INCH	
DRAWN BY	DATE	TITLE		
B. RUPERT	03/30/09	MIC 4P FP ULCK 22/4 TPE		
CHECKED BY	DATE	MOLEX INCORPORATED		
WOODMAN	03/30/09	SD-120079-149		
APPROVED BY	DATE	SHEET NO.		
J. MURPHY	03/30/09	1 OF 1		

SEE CHART

THIS DRAWING CONTAINS INFORMATION THAT IS PROPRIETARY TO MOLEX INCORPORATED AND SHOULD NOT BE USED WITHOUT WRITTEN PERMISSION