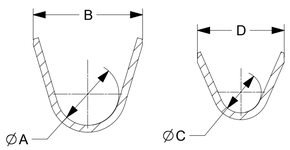

SECTION Z-Z
VIEW IS ROTATED 90°

SECTION Y-Y
VIEW IS ROTATED 90°

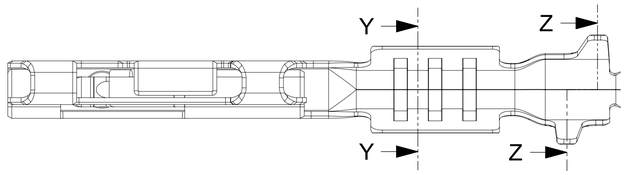

CONTACT GEOMETERY 6

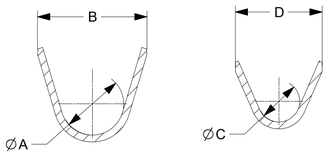

SECTION V-V
VIEW IS ROTATED 90°

SECTION U-U
VIEW IS ROTATED 90°

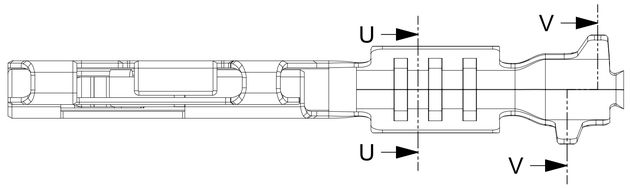

CONTACT GEOMETERY 1

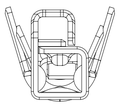

CONTACT GEOMETERY 6

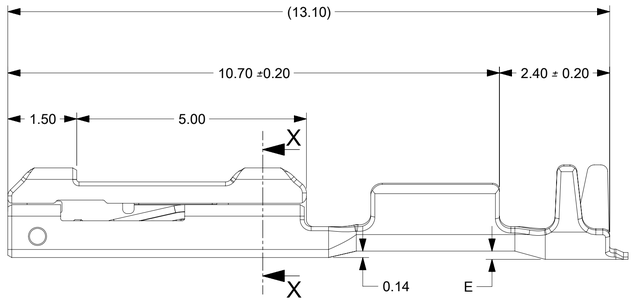

CONTACT GEOMETERY 6

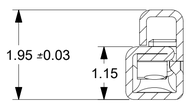

SECTION X-X

CONTACT GEOMETERY 1

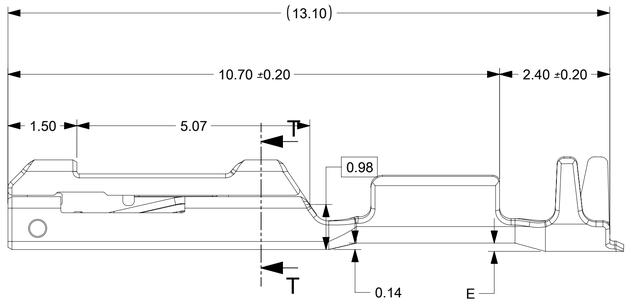

CONTACT GEOMETERY 1

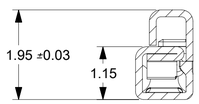

SECTION T-T

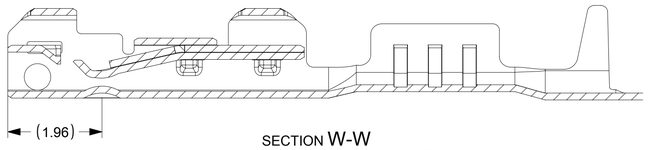

SECTION W-W
CONTACT GEOMETERY 6

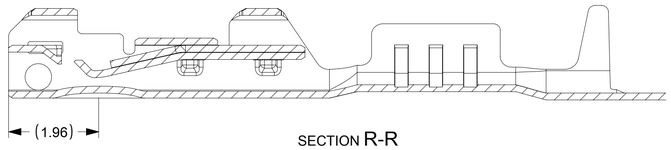

SECTION R-R
CONTACT GEOMETERY 1

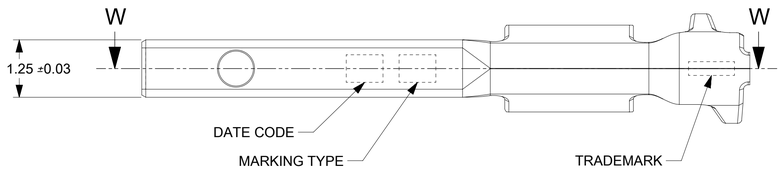

CONTACT GEOMETERY 6

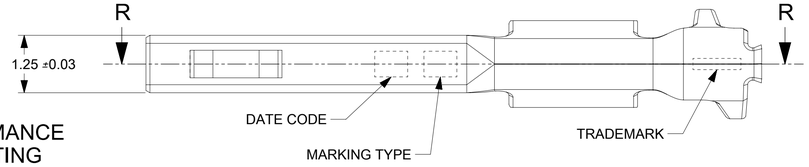

CONTACT GEOMETERY 1

NOTES: (UNLESS OTHERWISE SPECIFIED)

1. MATERIAL: COPPER ALLOY

2. PLATING: SEE TABLE 1

3. PACKAGING SPEC: 313025040

4. CRIMPING SPEC: AS-34905-001

5. PROBING THE CONTACT INTERFACE OF THE TERMINAL OR AT ANY POINT ON THE TERMINAL BEAM IS NOT PERMITTED

6. EXCEPTION: 34905-2443 HAS ISL LOCK UP AT BACK OF TERMINAL BOX SAME AS CONTACT GEOMETRY 6 TERMINALS

7. FOR SILVER PLATING: ELECTRICAL PERFORMANCE IS NOT AFFECTED BY TARNISH ON SILVER PLATING SURFACE. ACCEPTABLE SILVER SURFACES CAN INCLUDE TARNISH OF ANY OF THE OBSERVED COLORS. OBSERVED TARNISH COLORS ARE YELLOW, BROWN, GRAY, BLUE, OR BLACK.

TABLE 1

Part number & Status				Top Layer Plating Type	Contact geometry	Marking Type	Grip Code	Wire Insulation OD - mm	Wire Size - mm²	Dimensions - mm				
D Wind Part Number	Status	B Wind Part Number	Status							Dim A ± 0.10	Dim B ± 0.20	Dim C ± 0.10	Dim D	Dim E ± 0.05
34905-3443	To be obsoleted and replaced by 34905-6447** in 2019	34905-3445	To be obsoleted and replaced by 34905-6449** in 2019	Ag	6	LH	L	1.20-1.40	0.35	1.36	2.35	0.90	1.88 ± 0.20	0.18
34905-2443*	To be obsoleted and replaced by 34905-2447** in 2019	-	34905-2449** to be added in 2019	Sn	1	L								
34905-3444	To be obsoleted and replaced by 34905-6448** in 2019	34905-3446	To be obsoleted and replaced by 34905-6450** in 2019	Ag	6	SH	S	0.95-1.05	0.13	0.82	1.90	0.68	1.30 ± 0.15	0.00
34905-2444	To be obsoleted and replaced by 34905-2448** in 2019	34905-2446	To be obsoleted and replaced by 34905-2450** in 2019	Sn	1	S								

* SEE NOTE 6

** SEE TABLE 2

DOCUMENT STATUS	P1	RELEASE DATE	2019/04/04 12:59:43

SYMBOLS	
A = 0	
E = 0	
F = 0	
S = 0	
= 0	
C = 0	
= 0	
= 0	
V = 0	

THIS DRAWING CONTAINS INFORMATION THAT IS PROPRIETARY TO MOLEX ELECTRONIC TECHNOLOGIES, LLC AND SHOULD NOT BE USED WITHOUT WRITTEN PERMISSION

DIMENSION UNITS	SCALE
mm	15:1

GENERAL TOLERANCES (UNLESS SPECIFIED)

ANGULAR TOL	±	°
4 PLACES	±	
3 PLACES	±	
2 PLACES	±	0.05
1 PLACE	±	
0 PLACES	±	

DRAFT WHERE APPLICABLE MUST REMAIN WITHIN DIMENSIONS

CURRENT REV DESC:

EC NO: 614923
DRWN: SMAHADIK 2019/03/29
CHK'D: TOMSMITH 2019/04/04
APPR: TOMSMITH 2019/04/04

INITIAL REVISION:
DRWN: SJAZRAWI 2016/07/13
APPR: YLEPOTTIER 2016/08/01

THIRD ANGLE PROJECTION | DRAWING: A1-SIZE | SERIES: 34905

molex

CTX50 SEALED RCPT TERM

PRODUCT CUSTOMER DRAWING

DOCUMENT NUMBER	DOC TYPE	DOC PART	REVISION
349050400	PSD	000	B3

MATERIAL NUMBER | CUSTOMER | SHEET NUMBER: 1 OF 2

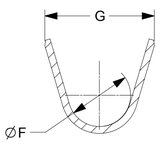

SECTION N-N
VIEW IS ROTATED 90°

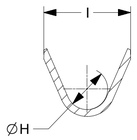

SECTION P-P
VIEW IS ROTATED 90°

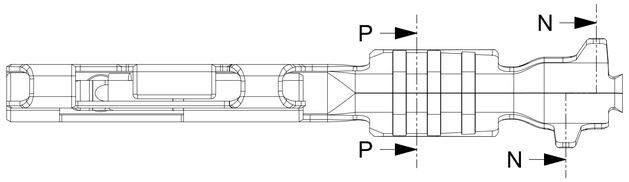

CONTACT GEOMETERY 6

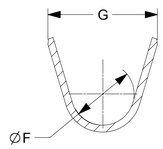

SECTION J-J
VIEW IS ROTATED 90°

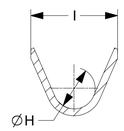

SECTION K-K
VIEW IS ROTATED 90°

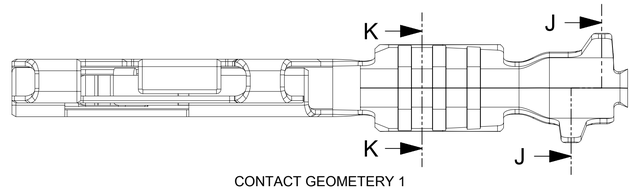

CONTACT GEOMETERY 1

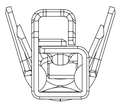

CONTACT GEOMETERY 6

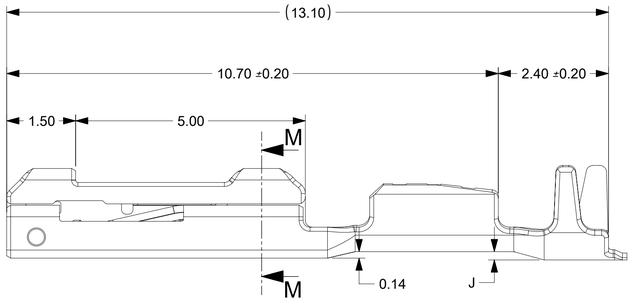

CONTACT GEOMETERY 6

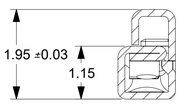

SECTION M-M

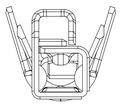

CONTACT GEOMETERY 1

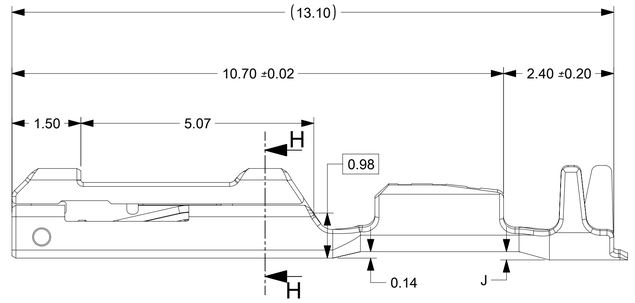

CONTACT GEOMETERY 1

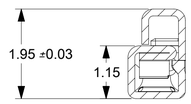

SECTION H-H

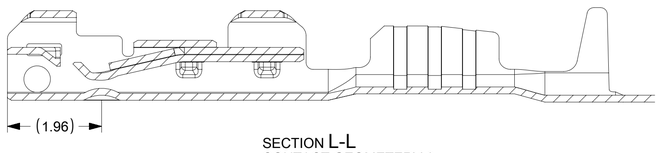

SECTION L-L
CONTACT GEOMETERY 6

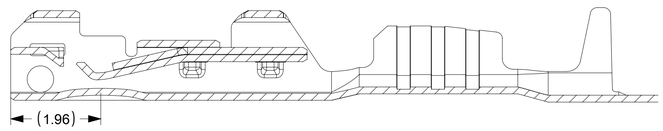

SECTION G-G
CONTACT GEOMETERY 1

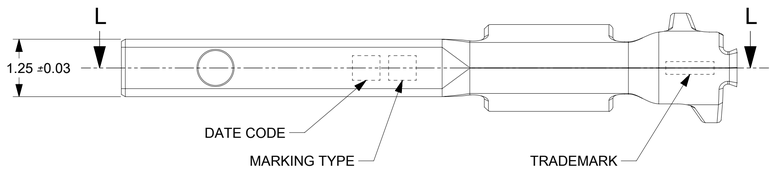

CONTACT GEOMETERY 6

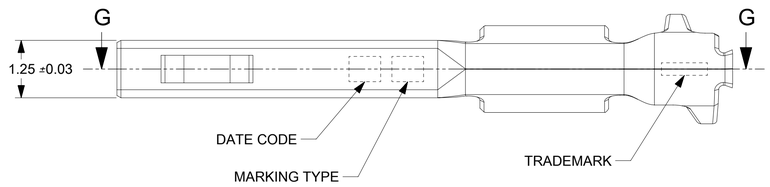

CONTACT GEOMETERY 1

TABLE 2

PART NUMBER		Status	Top Layer Plating Type	Contact geometry	Marking Type	Grip Code	Wire Insulation OD - mm	Wire Size - mm²	Dimensions - mm				
D Wind Part Number	B Wind Part Number								Dim F ± 0.10	Dim G ± 0.20	Dim H ± 0.10	Dim I	Dim J ± 0.05
34905-6447	34905-6449	SALEABLE	Ag	6	L1H	L1	1.20-1.40	0.35	1.36	2.35	0.90	1.88 ± 0.20	0.18
34905-2447	34905-2449	SALEABLE	Sn	1	L1								
34905-6448	34905-6450	IN VALIDATION	Ag	6	S2H	S2	0.95-1.05	0.13	0.82	1.90	0.68	1.30 ± 0.15	0.00
34905-2448	34905-2450	SALEABLE	Sn	1	S2								

DOCUMENT STATUS	P1	RELEASE DATE	2019/04/04 12:59:43

SYMBOLS
A = 0
C = 0
D = 0
S = 0
= 0
= 0
C = 0
= 0
= 0
= 0

THIS DRAWING CONTAINS INFORMATION THAT IS PROPRIETARY TO MOLEX ELECTRONIC TECHNOLOGIES, LLC AND SHOULD NOT BE USED WITHOUT WRITTEN PERMISSION

DIMENSION UNITS: mm
SCALE: 15:1
GENERAL TOLERANCES (UNLESS SPECIFIED)
ANGULAR TOL ± °
4 PLACES ±
3 PLACES ±
2 PLACES ± 0.05
1 PLACE ±
0 PLACES ±
DRAFT WHERE APPLICABLE MUST REMAIN WITHIN DIMENSIONS

CURRENT REV DESC:

EC NO: 614923
DRWN: SMAHADIK 2019/03/29
CHK'D: TOMSMITH 2019/04/04
APPR: TOMSMITH 2019/04/04

INITIAL REVISION:
DRWN: SJAZRAWI 2016/07/13
APPR: YLEPOTTIER 2016/08/01

THIRD ANGLE PROJECTION
DRAWING: A1-SIZE
SERIES: 34905

molex

CTX50 SEALED RCPT TERM

PRODUCT CUSTOMER DRAWING

DOCUMENT NUMBER	DOC TYPE	DOC PART	REVISION
349050400	PSD	000	B3

MATERIAL NUMBER
CUSTOMER
SHEET NUMBER: 2 OF 2

FORMAT: molex-tb-prod-A1
REVISION: 2.00
DATE: 2018/01/16