



GT THERMISTOR

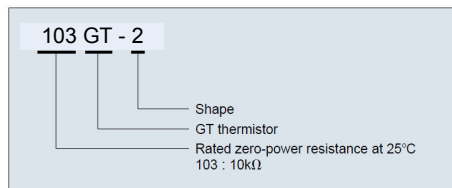
HIGH HEAT-RESISTANCE AND HIGH SENSITIVE THERMISTOR

The GT thermistor is a glass-encapsulated NTC which has a fast-response, high accuracy and a wide operating temperature range. It is also highly reliable, moisture-proof and cost-effective.

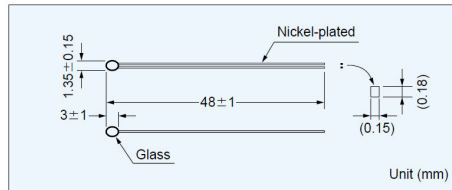
The GT thermistor has a high quality NTC element connect to the lead-wire using alloy technology and then is glass-coated for superior reliability.

RoHS compliant.

Part number



Dimensions


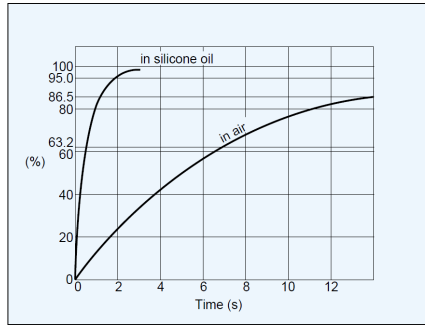


Resistance-Temperature

Temperature (°C)	Type										
	102GT	202GT	502GT	103GT	203GT	503GT	104GT	204GT	504GT	105GT	
-50	32.57	111.3	342.1	825.1	1901	4613	8743				
-40	18.48	61.34	175.4	405.3	909.0	2199	4218	8810			
-30	10.84	33.69	92.54	206.6	453.2	1100	2132	4436	12091		
-20	6.594	18.79	50.44	109.9	236.6	576.2	1127	2329	6268		
-10	4.144	10.82	28.49	60.72	128.3	315.1	620.0	1272	3372	6920	
0	2.675	6.424	16.66	34.82	72.32	178.8	353.7	720.3	1880	3833	
10	1.773	3.939	10.06	20.66	42.24	104.9	208.6	421.8	1083	2190	
20	1.203	2.489	6.264	12.64	25.47	63.52	126.8	254.6	642.3	1289	
30	0.8354	1.618	4.019	7.968	15.82	39.62	79.36	158.2	391.9	780.9	
40	0.5918	1.080	2.651	5.164	10.10	25.37	50.96	100.8	245.4	485.2	
50	0.4273	0.7390	1.792	3.436	6.620	16.64	33.49	65.85	157.5	309.0	
60	0.3141	0.5170	1.239	2.341	4.444	11.16	22.51	43.99	103.3	201.2	
70	0.2347	0.3695	0.8753	1.631	3.050	7.645	15.44	29.98	69.20	133.6	
80	0.1782	0.2693	0.6304	1.159	2.138	5.338	10.80	20.82	47.23	90.53	
90	0.1373	0.1998	0.4624	0.8391	1.527	3.795	7.686	14.71	32.84	62.49	
100	0.1072	0.1507	0.3450	0.6181	1.111	2.742	5.556	10.57	23.22	43.90	
110	0.08483	0.1154	0.2614	0.4626	0.8209	2.014	4.082	7.720	16.68	31.34	
120	0.06787	0.08973	0.2010	0.3514	0.6160	1.501	3.043	5.720	12.15	22.69	
130	0.05488	0.07068	0.1566	0.2706	0.4686	1.133	2.298	4.296	8.976	16.65	
140	0.04483	0.05638	0.1236	0.2111	0.3613	0.8662	1.758	3.269	6.719	12.39	
150	0.03697	0.04550	0.09865	0.1666	0.2820	0.6704	1.360	2.516	5.091	9.330	
160	0.03077	0.03715	0.07967	0.1330	0.2226	0.5247	1.064	1.958	3.903	7.107	
170	0.02584	0.03065	0.06501	0.1073	0.1777	0.4149	0.8414	1.539	3.024	5.472	
180	0.02189	0.02556	0.05358	0.08741	0.1432	0.3314	0.6714	1.222	2.367	4.255	
190	0.01869	0.02151	0.04457	0.07186	0.1166	0.2673	0.5408	0.9796	1.871	3.339	
200	0.01610	0.01826	0.03741	0.05960	0.09573	0.2174	0.4393	0.7919	1.492	2.644	
210			0.03167	0.04986	0.07929	0.1784	0.3597	0.6455	1.200	2.113	
220			0.02703	0.04204	0.06620	0.1475	0.2969	0.5303	0.9726	1.702	
230			0.02324	0.03573	0.05570	0.1230	0.2468	0.4389	0.7946	1.382	
240			0.02014	0.03059	0.04722	0.1032	0.2065	0.3658	0.6539	1.131	
250			0.01759	0.02640	0.04030		0.1740	0.3068	0.5418	0.9323	
260							0.1475	0.2591	0.4519	0.7735	
270							0.1258	0.2201	0.3793	0.6459	
280							0.1079	0.1881	0.3203	0.5424	
290							0.09305	0.1616	0.2720	0.4583	
300							0.08065	0.1396	0.2323	0.3894	

Unit (kΩ)

Time constant



Specifications

Part No.	R25 ¹	B Value ²	Dissipation factor (mW/°C)	Thermal time constant(s) ³	Rated power at 25°C(mW)	Operating temp. range (°C)
102GT-2	1.0kΩ±3%	3305K±2%	0.6	7(0.6)	3	-50~200
202GT-2	2.0kΩ±3%	3838K±2%	0.6	7(0.6)	3	-50~300
502GT-2	5.0kΩ±3%	3964K±2%	0.6	7(0.6)	3	-50~300
103GT-2	10.0kΩ±3%	4126K±2%	0.6	7(0.6)	3	-50~300
203GT-2	20.0kΩ±3%	4282K±2%	0.6	7(0.6)	3	-50~300
503GT-2	50.0kΩ±3%	4288K±2%	0.6	7(0.6)	3	-50~300
104GT-2	100.0kΩ±3%	4267K±2%	0.6	7(0.6)	3	-50~300
204GT-2	200.0kΩ±3%	4338K±2%	0.6	7(0.6)	3	-50~300
504GT-2	500.0kΩ±3%	4526K±2%	0.6	7(0.6)	3	-50~300
105GT-2	1000.0kΩ±3%	4608K±2%	0.6	7(0.6)	3	-50~300

¹ R25 : Rated zero-power resistance value at 25 °C.
² B value : determined by rated zero-power resistance at 25 °C and 85 °C.
³ Time when thermistor temperature reaches 63.2% of the temperature difference. The value is measured in the air. (silicone oil)