

1

2

3

4

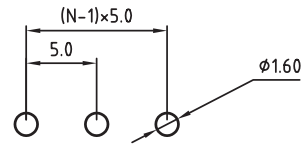
5

A

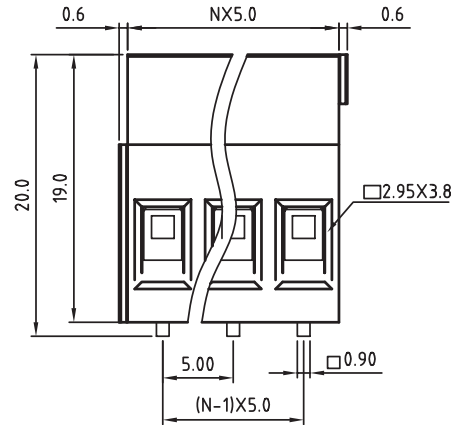
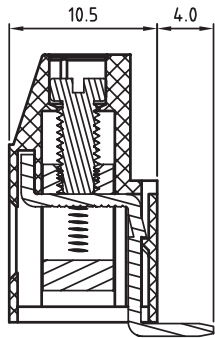
B

C

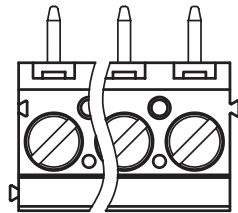
D



PCB LAYOUT - COMPONENT VIEW



N=Number of contacts



## TECHNICAL CHARACTERISTICS

MATERIAL  
 INSULATOR: PA 66  
 FLAMABILITY RATING: UL94-V0  
 COLOR: GREEN  
 METAL HOUSING: BRASS (CuZn)  
 TERMINAL SCREW SLOT TYPE: "-"  
 CONTACT: BRASS  
 SOLDER TAIL PLATING: TIN

ENVIRONMENTAL  
 OPERATING TEMPERATURE: -40 UP TO 105°C  
 COMPLIANCE: LEAD FREE AND ROHS

ELECTRICAL  
 CURRENT RATING: 20A  
 WORKING VOLTAGE: 300VAC  
 WITHSTANDING VOLTAGE: 1.6KV  
 CONTACT RESISTANCE: 20 mOhm max

STANDARD  
 RoHS CERTIFIED E315414

MECHANICAL  
 SOLID WIRE: 30-12 AWG / 0.0509-3.31 MM<sup>2</sup>  
 STRANDED WIRE: 30-12 AWG / 0.0509-3.31 MM<sup>2</sup>  
 TORQUE: 3.5 Lb-In / 0.4 Nm

WIRE STRIPE LENGTH: 6-7 MM  
 SCREW: M3.0  
 PITCH: 5.0 MM

SOLDERING  
 JEDEC LEAD FREE WAVE PROCESS ONLY

PACKAGING  
 BOX

RoHS Compliant

PROJECTION:



GENERAL TOLERANCE

.X = +/- 0.2

.XX = +/- 0.15



APPROVAL: FBr

UNIT: MM

SCALE:

SHEET: 1/2

DRAW: MARVIN

DESCRIPTION: SERIE 2157 - 5.0MM VERTICAL ENTRY MODULAR WITH  
 RISING CAGE CLAMP - WR-TBL

WERI PART NO: 691 215 700 0xx

SIZE

A4

G			
F			
E			
D			
C			
B	12-OCT-09	STANDARD	JP
A	30-OCT-08	PDF	JP
REV	DATE	FILE	BY

1

2

3

4

5

## Cautions and Warnings:

This electronic component is designed and developed with the intention for use in general electronics equipments.

Before incorporating the components into any equipments in the field such as aerospace, aviation, nuclear control, submarine, transportation, (automotive control, train control, ship control), transportation signal, disaster prevention, medical, public information network etc. where higher safety and reliability are especially required or if there is possibility of direct damage or injury to human body, Würth Elektronik must be asked for a written approval.

In addition, even electronic component in general electronic equipments, when used in electrical circuits that require high safety, reliability functions or performance, the sufficient reliability evaluation-check for the safety must be performed before by the user before usage.

A

B

C

RoHS Compliant

G				PROJECTION: 	GENERAL TOLERANCE .X = +/- 0.2 .XX = +/- 0.15		
F							
E							
D							
C				APPROVAL: JC	UNIT: MM	DESCRIPTION: DISCLAIMER	SIZE <b>A4</b>
B					SCALE:		
A	10-SEP-14	PDF	QL		SHEET: 2/2	WERI PART NO: DISCLAIMER	
REV	DATE	FILE	BY		DRAW: QL		

D