© 2020 TE Connectivity. All Rights Reserved.

1-2382278-1 AS SHOWN
1-2382278-1 wie gezeigt

REVISIONS ÄNDERUNGEN					
P	LTR	DESCRIPTION BESCHREIBUNG	DATE	DWN	APVD
	A	NEW DRAWING	09NOV2020	MK	FE
	A1	part numbers adjusted	08JAN2021	JS	FE
	A2	PCN-22-157481	04NOV2022	GB	PW

SLIDE IN LOCKED POSITION
Schieber in Verriegelungsposition

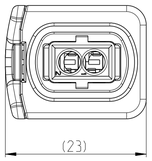

DELIVERY CONDITION:
Lieferzustand:

SECONDARY LOCKING AND SLIDE
IN PRE-LOCKED POSITION
2. Kontaktsicherung und Schieber
in Vorraststellung

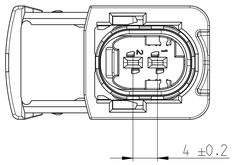

CODING A
Kodierung

PN 1-2382278-1

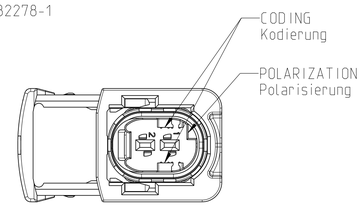

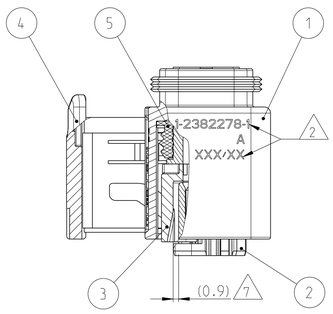

SECTION A-A
Schnitt

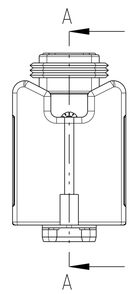

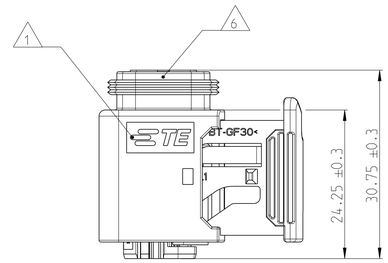

NOTES
Bemerkungen

1. TE LOGO
TE Logo

2. ASSY PN. PRODUCTION DATE (CALENDAR DAY/YEAR):
MARKING OPTIONAL AS LASER ENGRAVING OR
LASER WITH COLOR CHANGE
Assy PN. Produktionsdatum (Kalendertag/Jahr):
Beschriftung wahlweise als Lasergravur oder Laser mit Farbumschlag

3 BULK PACKAGING IN CORRUGATED BOX
Schuettgut im Versandkarton

4. CAVITY NUMBERING
Kammer Bezeichnung

5. CAVITIES MATED WITH AMP MCP 1.5k
SEE PRODUCT GROUP DRAWING
TE NO: 1241436
MAX. WIRE SIZE: 1.5mm² FLR

STANDARD APPLICATION:
AT TEMPERATURE UP TO 120 DEGREE CELSIUS.
SINGLE WIRE SEAL PN 0-2287497-1 AT WIRE SIZE 1.5mm² FLR
RECOMMENDED.

RECOMMENDATION FOR APPLICATION TEMPERATURES UP TO
140 DEGREE CELSIUS, SINGLE WIRE SEAL
PN 0-964972-1. WIRE SIZE: 1.5mm² FLR (AWG 16 TXL)
BUT SLIGHTLY HINDERED MOUNTING.

Kontaktkammern passend fuer AMP MCP 1.5k
siehe Produktgruppenzeichnung
TE Nr: 1241436
max. Drahtgroessenbereich: 1.5mm² FLR

Standard Anwendung:
Bei Einsatztemperatur bis 120°C
Einzelleiterdichtung 0-2287497-1 bei Leitergroesse 1.5mm² FLR empfohlen.

Bei Einsatztemperaturen bis 140°C empfehlen wir bei dem
Drahtgroessenbereich 1.5mm² FLR (AWG 16 TXL) die Einzelleiterdichtung
PN 964972-1.
jedoch mit leicht erschwerter Bestueckbarkeit.

6. SUITABLE COVERS TO BE DEFINED
Passende Kappen müssen noch festgelegt werden

7. SLIDING DISTANCE OF SECONDARY LOCKING
Verschiebeweg der 2. Kontaktsicherung

8 FITS TO TE INTERFACE DRAWING 208-18158
Passend zur Ausfuehrungsvorschrift 208-18158

9 SUITABLE COUNTERPART SEE DRAWING: 2382274
passendes Gegenstueck siehe Zeichnung: 2382274

10 MALFUNCTION CAUSED BY LACQUER IS NOT
COVERED BY TE WARRANTY.
Funktionsbeeinträchtigung durch Lackieren liegt nicht im
Einfluss und Gewaehrleistungsumfang von TE.

CODING B
Kodierung

PN 2-2382278-1

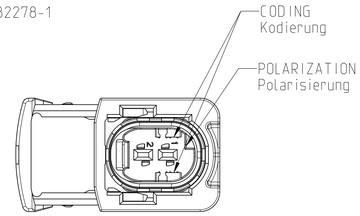

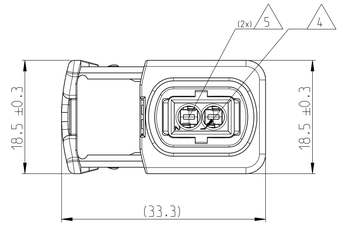

CODING C
Kodierung

PN 3-2382278-1

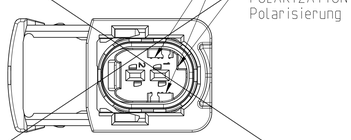

CODING D
Kodierung

PN 4-2382278-1

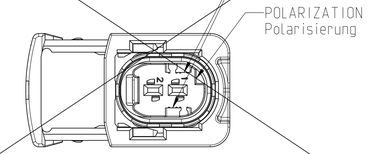

TE ORDER-NO. TE Bestell-Nr.	REV.	NO. OF POS. Polzahl	CODE Kodierung	COLOR OF CAVITY BLOCK Farbe des Kammerblocks	QUANTITY Stueck								ITEM NO ASSY	MATERIAL	COLOUR Farbe	DESCRIPTION Beschreibung	ITEM NO
4-2382278-1	-	2	D	BLUE blau	1				1	1	1	1	4	PBT-GF30 / V-0	BLACK schwarz	RECEPTACLE HSG Buchsengehäuse	1
3-2382278-1	-	2	C	GREEN gruen	1		1			1	1	1	3	PBT-GF30 / V-0	BLACK schwarz	2POS. CAVITY BLOCK, CODE: "A" 2pol. Kammerblock, Kodierung: "A"	2
2-2382278-1	A	2	B	GREY grau	1		1			1	1	1	2	PBT-GF30 / V-0	GREY grau	2POS. CAVITY BLOCK, CODE: "B" 2pol. Kammerblock, Kodierung: "B"	2
1-2382278-1	A	2	A	BLACK schwarz	1	1				1	1	1	1	PBT-GF30 / V-0	GREEN gruen	2POS. CAVITY BLOCK, CODE: "C" 2pol. Kammerblock, Kodierung: "C"	2
														PBT-GF30 / V-0	BLUE blau	2POS. CAVITY BLOCK, CODE: "D" 2pol. Kammerblock, Kodierung: "D"	2
														PBT-GF30 / V-0	YELLOW gelb	SECONDARY LOCKING DEVICE zweite Kontaktsicherung	3
														PBT-GF30 / V-0	YELLOW gelb	U-SLIDE U-Schieber	4
														MVQ	WHITE weiss	SEAL Dichtung	5

DIMENSION AND TOLERANCES ACCORDING TO:
Bemaßungen und Toleranzen gemäß:

DIN ISO 20457
DIN EN ISO 8015 (AD) - DIN EN ISO 291
DIN EN ISO 14405-1/-2/-3

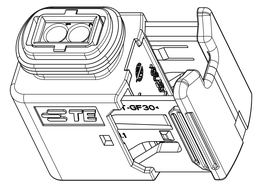

THIS DRAWING IS A CONTROLLED DOCUMENT.
DIMENSIONING AND TOLERANCING PER GPS (ISO STANDARDS)

DIMENSIONS: MASSEINHEITEN: mm

TOLERANCES UNLESS OTHERWISE SPECIFIED: ALLGEMEINTOLERANZEN
1 PLC ±
2 PLC ±
3 PLC ±
4 PLC ±
ANGLES/WINKEL ±2°

MATERIAL: SEE TABLE / siehe Tabelle
FINISH/OBERFLÄCHE/FARBE: SEE TABLE / siehe Tabelle

DWN M. Kilian 09NOV2020
CHK J. Granzow 19NOV2020
APVD F. Eltrop 20NOV2020

PRODUCT SPEC PRODUKTSPEZ. 108-94020
APPLICATION SPEC VERARBEITUNGSSPEZ. 114-18756
WEIGHT GEWICHT 10.6 g

TE Connectivity

NAME: 2POS.AMP MCP 1.5K.REC HSG ASSY.SLD
2pos. AMP MCP 1.5k Buchsengeh. Assy.ged.
(A2) Heavy Duty Sealed Connector Series

SIZE A1 | CAGE CODE 00779 | DRAWING NO. ZEICHNUNGS-NR. C-2382278 | RESTRICTED TO NUR FUER -

CUSTOMER DRAWING / KUNDENZEICHNUNG | SCALE MASSSTAB 2:1 | SHEET BLATT 1 OF VON 1 | REV A2

4805 (3/13)