

PV9 SERIES ANTI-VANDAL SWITCH

ANTI-VANDAL SWITCHES
DETECTOR SWITCHES
DIP SWITCHES
KEYLOCK SWITCHES
NAVIGATION SWITCHES
PUSHBUTTON SWITCHES
ROCKER SWITCHES
ROTARY SWITCHES
SLIDE SWITCHES
SNAP ACTION SWITCHES
TACTILE SWITCHES
TOGGLE SWITCHES
CAP OPTIONS



APPLICATIONS / MARKETS




Audio / Visual



Security Devices



Industrial Controls



Kiosks



Electrical Housewares



Medical Equipment

RoHS

SPECIFICATIONS

Electrical Rating: 2A, 48VDC
Mechanical Life: 1,000,000 Cycles
Electrical Life: 50,000 Cycles
Contact Resistance: 50mΩ Max.
Insulation Resistance: 1000 MΩ Min. @ 500VDC
Dielectric Strength: 2,000VAC
Operating/Storage Temperature: -20°C to 55°C
Travel: 2.8mm
Moisture Protection: IP66
Contact Arrangement: SPDT or DPDT
Actuation Force: 6.5N
Panel Thickness: 1-10mm for Momentary
 1-12mm for Latching
Hex Nut Torque: 0.6Nm

FEATURES & BENEFITS

- 28mm diameter panel cutout
- Dot or ring illumination options available
- Multiple switch functions available
- Multiple illumination voltage options
- IP66 rated
- SPDT or DPDT
- Soldered wire leads (300mm long) optional

PART NUMBER CONFIGURATOR

Series	Actuator Options	Terminal Options	Function Options	Rating Options	Body Finish Options	Actuator Finish Options	Lens Style Options	LED Color Options	Illumination Voltage Options
<input type="text" value="PV9"/>	<input type="text" value="F - Flat"/>	<input type="text" value="2 - Solder Wire Leads 300mm"/>	<input type="text" value="Y - 1P OFF-(ON), 1P ON-(OFF)*
T - 1P OFF-ON, 1P ON-OFF
V - 2P OFF-(ON), 2P ON-(OFF)*
U - 2P OFF-ON, 2P ON-OFF"/>	<input type="text" value="0 - 2A, 48VDC"/>	<input type="text" value="N - Nickel Plated
S - Stainless Steel"/>	<input type="text" value="N - Nickel Plated
S - Stainless Steel"/>	<input type="text" value="NONE - Non-Illuminated
2 - Dot Illumination
3 - Ring Illumination"/>	<input type="text" value="NONE - Non-Illuminated
0 - White
1 - Red
2 - Orange
3 - Green
4 - Blue
5 - Yellow
F - Red/Orange
G - Red/Green
H - Red/Blue
J - Red/Yellow
K - Orange/Green
L - Orange/Blue
M - Orange/Yellow"/>	<input type="text" value="NONE - Non-Illuminated
1 - Base Voltage<sup>‡</sup>
3 - 6V
4 - 12V
5 - 24V
6 - 125V
7 - 250V"/>
<p>NOTES: * () denotes function is momentary [‡] Base voltage for LED colors red, yellow, and orange is 1.8V @ 20mA [‡] Base voltage for LED colors blue, green and white is 2.8V @ 20mA</p>									

Specifications subject to change without notice 5.15.2019



E-SWITCH®

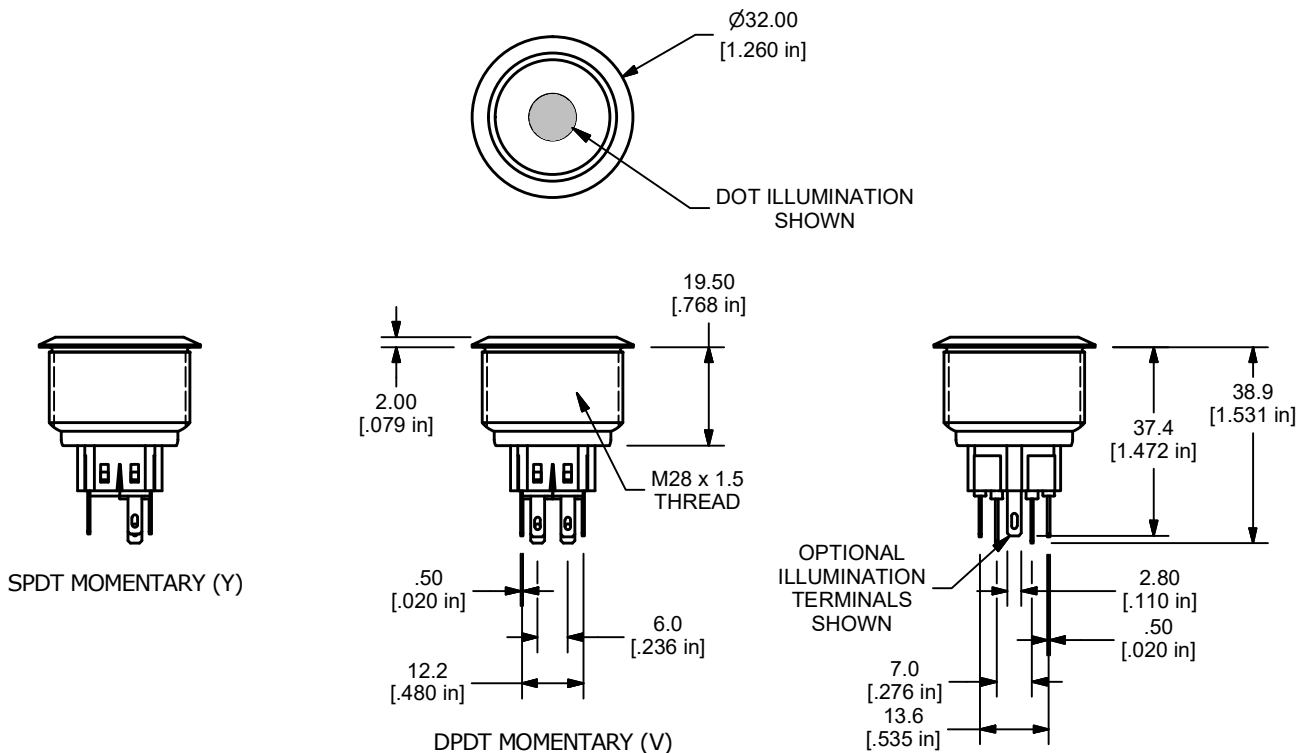
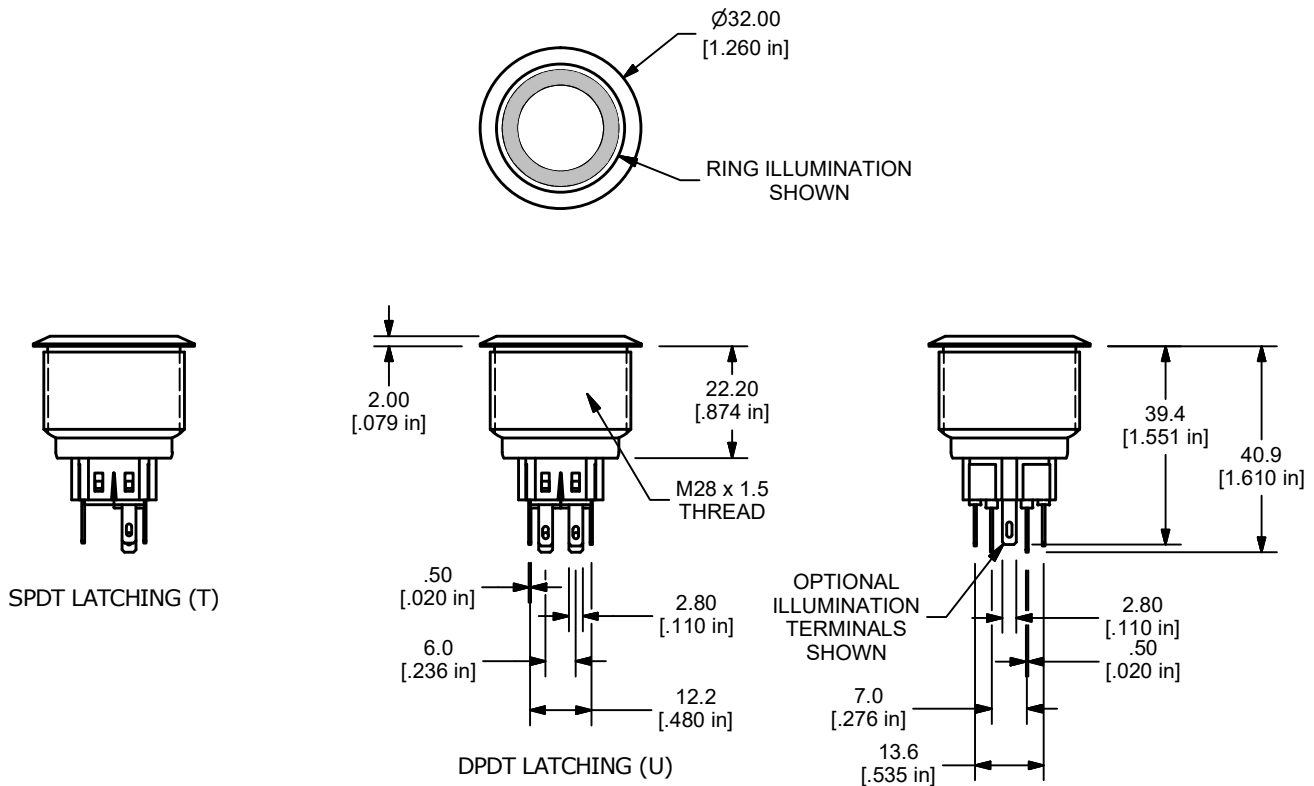
www.e-switch.com

800.867.2717

1

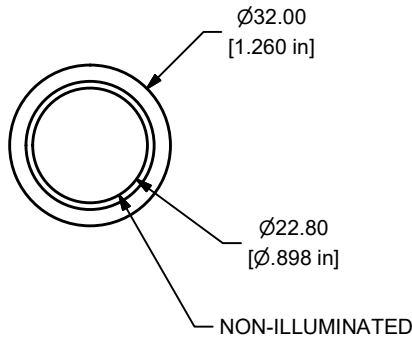
PV9 SERIES ANTI-VANDAL SWITCH

BODY DIMENSIONS

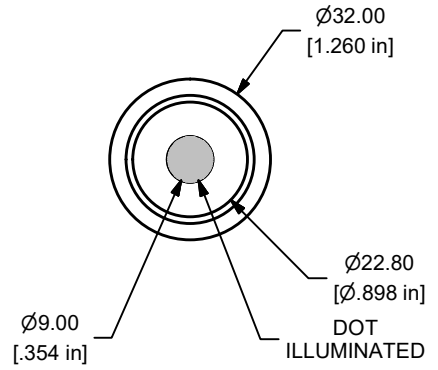


PV9 SERIES ANTI-VANDAL SWITCH

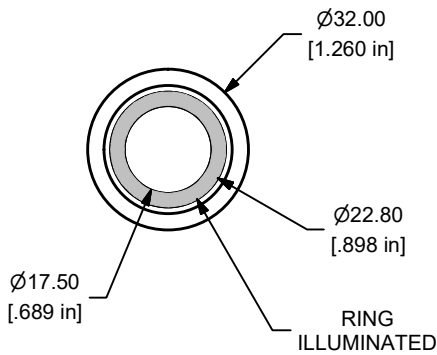
ACTUATOR OPTIONS



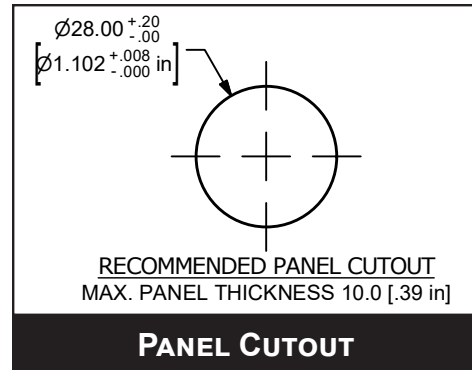
NON-ILLUMINATED



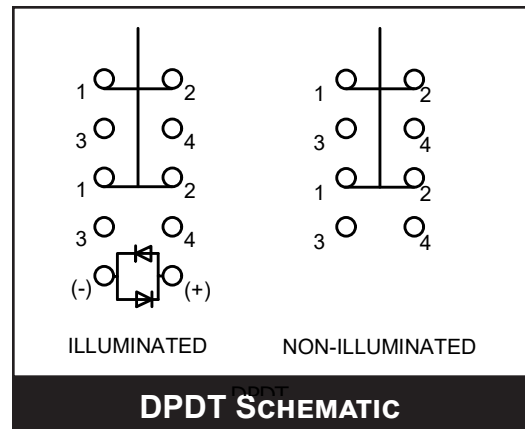
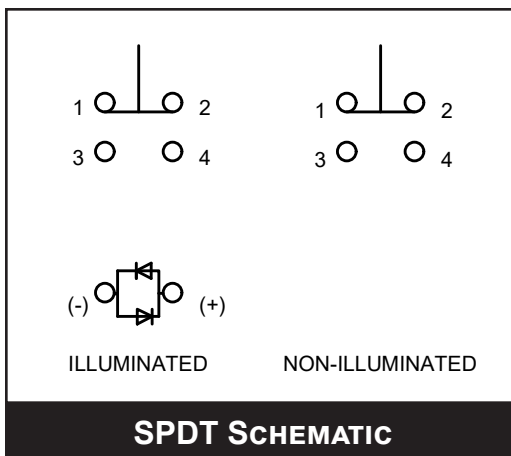
DOT ILLUMINATED



RING ILLUMINATED



SCHEMATICS

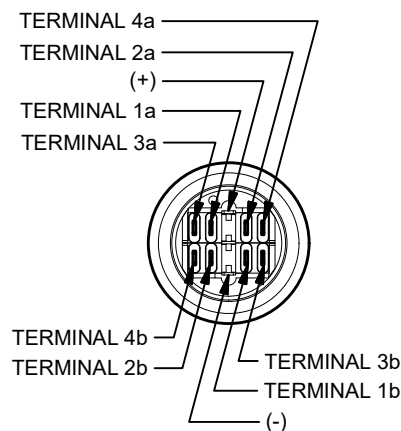
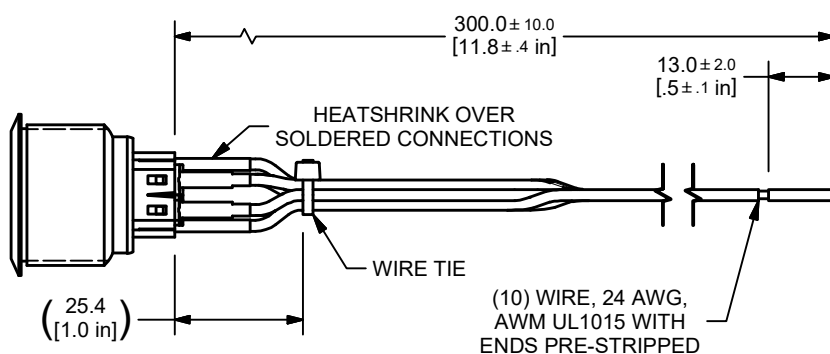


PV9 SERIES ANTI-VANDAL SWITCH

STANDARD LED WIRE LEAD

SWITCH	WIRE	LENGTH
SW1-1a	WIRE, 24AWG AWM UL1015, WHITE	300.0 [11.8 in]
SW1-2a	WIRE, 24AWG AWM UL1015, WHITE	300.0 [11.8 in]
SW1-3a	WIRE, 24AWG AWM UL1015, BLUE	300.0 [11.8 in]
SW1-4a	WIRE, 24AWG AWM UL1015, BLUE	300.0 [11.8 in]
SW1-1b	WIRE, 24AWG AWM UL1015, WHITE	300.0 [11.8 in]
SW1-2b	WIRE, 24AWG AWM UL1015, WHITE	300.0 [11.8 in]
SW1-3b	WIRE, 24AWG AWM UL1015, BLUE	300.0 [11.8 in]
SW1-4b	WIRE, 24AWG AWM UL1015, BLUE	300.0 [11.8 in]
SW1- (+)	WIRE, 24AWG AWM UL1015, RED	300.0 [11.8 in]
SW1- (-)	WIRE, 24AWG AWM UL1015, BLACK	300.0 [11.8 in]

** WIRE LEADS PROVIDED ARE DEPENDANT ON THE FUNCTION AND/OR ILLUMINATION SELECTED **



**BOTTOM VIEW
SHOWN WITHOUT
WIRING**

