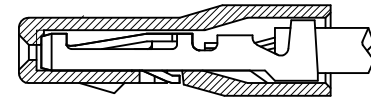
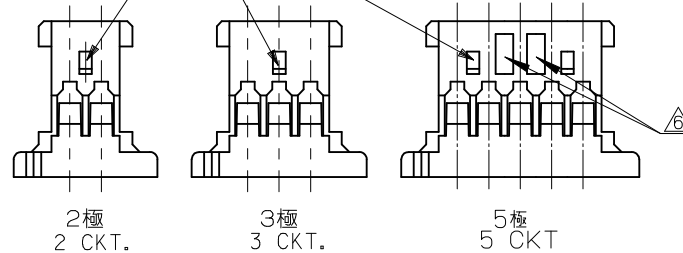


⊕ 0.3 Y Z

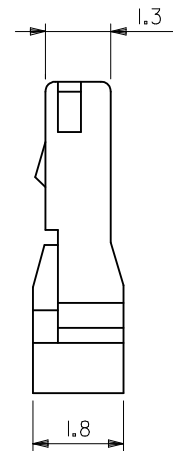
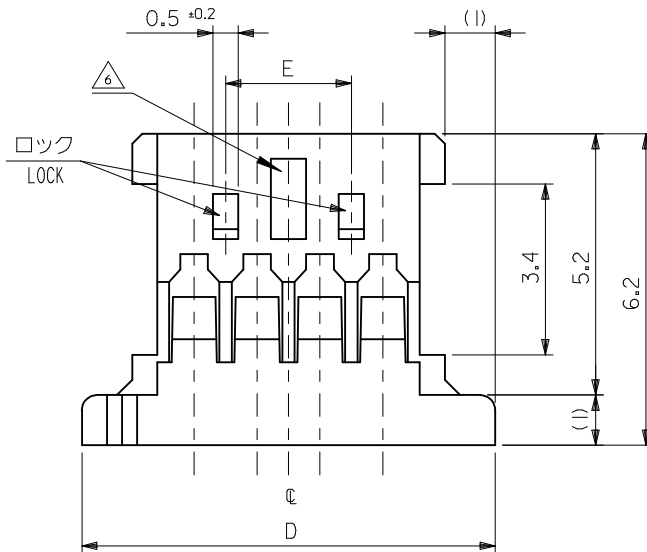


ターミナル装着状態図
TERMINAL ASSEMBLY DRAWING

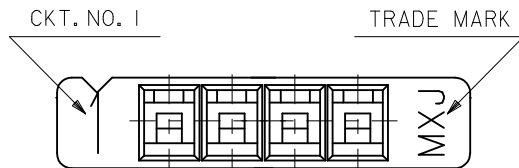


注記 NOTES

1. 嵌合相手: 53779-**10, 53780-**10
MATES: 53779-**10, 53780-**10
2. 適合ターミナル: 50641-8***
APPLICABLE TERMINAL: 50641-8***
3. 偶数極の製品に適用。
APPLY EVEN CIRCUIT PRODUCTS.
4. 材料: PBT, UL94V-0
MATERIAL
5. 及び 適合品
ELV AND RoHS COMPLIANT
6. 4極以上のロック間に於ける各極間に適用
APPLY TO RECESS SPACE BETWEEN EACH CKT WALL OVER THE 4CKT



| | | | | | | |
|-------|-------|-------|-------|-------|------------------|----------|
| 22.50 | 28.22 | 26.22 | 25.22 | 23.75 | 51146-2000 | 20 |
| 20.00 | 25.72 | 23.72 | 22.72 | 21.25 | -1800 | 18 |
| 16.25 | 21.97 | 19.97 | 18.97 | 17.50 | -1500 | 15 |
| 15.00 | 20.72 | 18.72 | 17.72 | 16.25 | -1400 | 14 |
| 12.50 | 18.22 | 16.22 | 15.22 | 13.75 | -1200 | 12 |
| 10.00 | 15.72 | 13.72 | 12.72 | 11.25 | -1000 | 10 |
| 8.75 | 14.47 | 12.47 | 11.47 | 10.00 | -0900 | 9 |
| 7.50 | 13.22 | 11.22 | 10.22 | 8.75 | -0800 | 8 |
| 6.25 | 11.97 | 9.97 | 8.97 | 7.50 | -0700 | 7 |
| 5.00 | 10.72 | 8.72 | 7.72 | 6.25 | -0600 | 6 |
| 3.75 | 9.47 | 7.47 | 6.47 | 5.00 | -0500 | 5 |
| 2.50 | 8.22 | 6.22 | 5.22 | 3.75 | -0400 | 4 |
| | 6.97 | 4.97 | 3.97 | 2.50 | -0300 | 3 |
| | 5.72 | 3.72 | 2.72 | 1.25 | 51146-0200 | 2 |
| E | D | C | B | A | PLASTIC BAG | 極数 |
| | | | | | ORDER No. オーダー番号 | CIRCUITS |



| | | | | | | | | | | | | | | |
|--|---|--|-----------------|----------------------------|----------------|----------------|------------------------|------------------------------|---|--|--|---|--|--|
| REVISED EC NO: J2018-0015 DRW: NKN02 CHKD: APPR: GGA | DESCRIPTION 2017/07/06 2017/07/19 | GENERAL TOLERANCES (UNLESS SPECIFIED) | | DIMENSION STYLE MM ONLY | | SCALE 10:1 | DESIGN UNITS METRIC | THIRD ANGLE PROJECTION | | | | | | |
| | | 0.25 UNDER ±0.03 | 0.25 OVER ±0.05 | 0.5 UNDER ±0.1 | 1.0 UNDER ±0.2 | 10 UNDER ±0.25 | 30 OVER ±0.3 | ANGULAR ±3 ° | DRAWN BY DATE Y. MIZUNO '95/12/25 | CHECKED BY DATE Y. MIZUNO '96/08/20 | APPROVED BY DATE TKANEKO 2016/01/29 | TITLE 1.25 WIRE TO BOARD CONN. HOUSING | | |
| | | DRAFT WHERE APPLICABLE MUST REMAIN WITHIN DIMENSIONS | | | | | | SIZE A3 | THIS DRAWING CONTAINS INFORMATION THAT IS PROPRIETARY TO MOLEX ELECTRONIC TECHNOLOGIES, LLC AND SHOULD NOT BE USED WITHOUT WRITTEN PERMISSION | | | | | |
| | | CONNECTOR SERIES No. 51146-**00 | | | | | | DOCUMENT NO. SD-51146-001 | | SHEET NO. 1 OF 1 | | | | |