

Capacity (25°C)	20HR (0.25A, 10.5V) = 5.00AH 10HR (0.47A, 10.5V) = 4.70AH 5HR (0.85A, 10.5V) = 4.25AH 1HR (2.90A, 10.5V) = 2.90AH
Operating Temperature Range	Charge = -15°C to +50°C Discharge = -20°C to +60°C Storage = -20°C to +60°C
Approx. Weight	1.60kg
Internal Resistance	Fully charged at 25°C : ≤ 40mΩ
Self Discharge	2% per month at (25°C)
Capacity Affected by Temp. (20HR)	40°C = 102% 25°C = 100% 0°C = 85% -15°C = 65%
Charge Voltage (25°C)	Cycle Use = 14.4-14.7V (-30mV/°C) Max Current = 1.5A Float Use = 13.5-13.8V (-20mV/°C)
Dimensions (Nominal)	Length: 90mm (3.54 in.) Width: 70mm (2.76 in.) Height: 101mm (3.98 in.) Total Height: 107 mm (4.21in.)

- Completely sealed, maintenance-free, low self-discharge
- State of the art AGM and grid alloy formula technology
- Non-spillable, stable quality and high reliability with excellent re-charging performance
- Floating and standby use up to: 5 years
- Cycle use: Up to 260 cycles at 100% DoD
- Cycle use: Up to 500 Cycles at 50% DoD
- Container and Cover Material – ABS UL94-HB (optional UL94-V0)
- Transportation - D.O.T., I.A.T.A. & F.A.A.


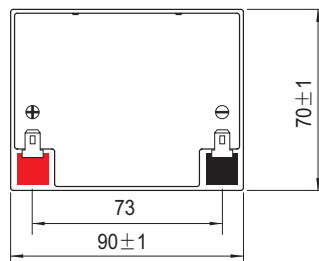
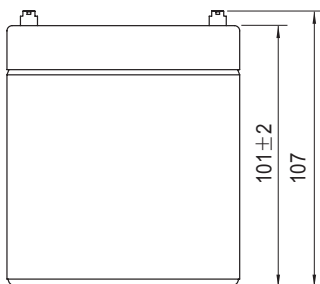


■ APPLICATIONS



Multipurpose
Telecommunications
UPS
Medical Equipment

Alarm & Security System
Comm. Power Supply
Elec. Power System (EPS)
Emergency Backup Power

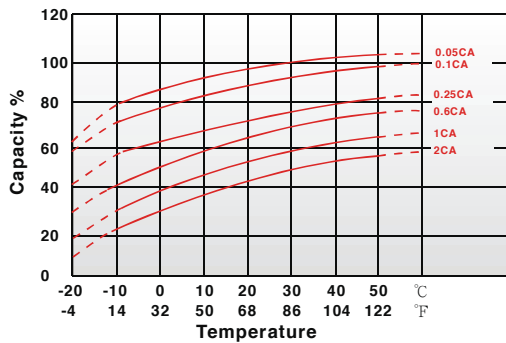
DC Power Supply
Auto Control System
Traffic Control Signaling
Emergency Lighting



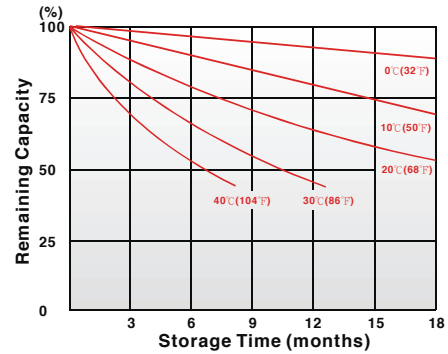
Terminal Type

- F1**  0.187" x 0.032"
quick disconnect tabs
- F2**  0.250" x 0.032"
quick disconnect tabs

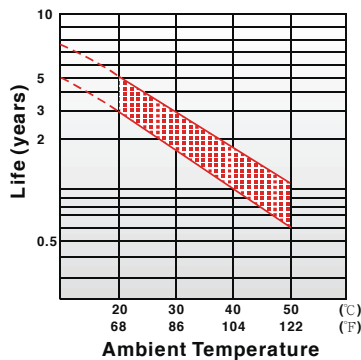
Effect of Temperature on Capacity 25°C (77°F)



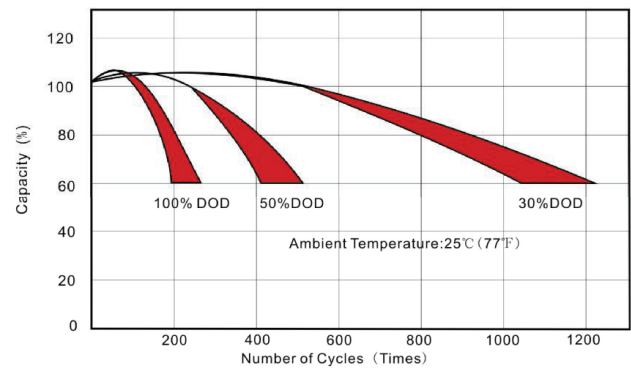
Capacity Retention Characteristic



Trickle (or Float) Service Life



Cycle Service Life



Regular Charge / Float Charge / Storage

- Charging voltage temperature compensation needs to be applied when temperature is below 0°C and above +45°C.
- Charging in temperatures below 0°C, the charge current should not exceed 0.1C as the core battery temperature can increase rapidly and damage the battery.
- During floating charge or when in storage, the life of the battery is cut in half for every 8°C temperature rise over 25°C.

Discharge

- Discharging at elevated temperatures improves performance of the battery yet shortens its life due to accelerated aging.
- Low temperature affects the battery internal resistance and lowers its capacity. The battery provides 100% specified capacity at 25°C. It will deliver 50% of its stated capacity at -20°C with 0.1C discharge current and 20% with 2C discharge current.

Constant Current Discharge (A) at 25°C (77°F)

F.V/Time	5min	10min	15min	30min	1h	2h	3h	4h	5h	8h	10h	20h
1.85V/Cell	13.89	11.84	7.52	4.53	2.72	1.59	1.21	0.96	0.80	0.54	0.44	0.24
1.80V/Cell	14.63	12.47	7.92	4.77	2.87	1.67	1.27	1.01	0.84	0.57	0.46	0.25
1.75V/Cell	14.78	12.60	8.00	4.82	2.90	1.69	1.29	1.02	0.85	0.58	0.47	0.25
1.70V/Cell	14.97	12.77	8.11	4.88	2.93	1.71	1.30	1.04	0.86	0.59	0.47	0.25
1.67V/Cell	15.07	12.95	8.16	4.91	2.95	1.73	1.31	1.04	0.87	0.59	0.48	0.25
1.60V/Cell	15.41	13.40	8.35	5.03	3.02	1.76	1.34	1.07	0.89	0.60	0.49	0.26

Constant Power Discharge (W) at 25°C (77°F)

F.V/Time	5min	10min	15min	30min	1h	2h	3h	4h	5h	8h	10h	20h
1.85V/Cell	26.39	19.87	14.29	8.61	5.17	3.02	2.30	1.83	1.52	1.03	0.83	0.45
1.80V/Cell	27.79	20.93	15.05	9.06	5.45	3.18	2.42	1.92	1.60	1.09	0.88	0.47
1.75V/Cell	28.07	21.14	15.20	9.16	5.50	3.21	2.45	1.94	1.61	1.10	0.89	0.48
1.70V/Cell	28.44	21.42	15.41	9.28	5.57	3.26	2.48	1.97	1.64	1.11	0.90	0.48
1.67V/Cell	28.63	21.56	15.51	9.34	5.61	3.28	2.49	1.98	1.65	1.12	0.90	0.48
1.60V/Cell	29.28	22.04	15.86	9.55	5.74	3.35	2.55	2.03	1.68	1.14	0.92	0.50