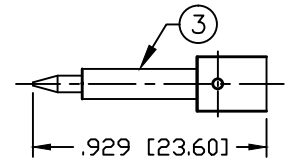
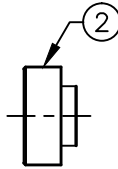
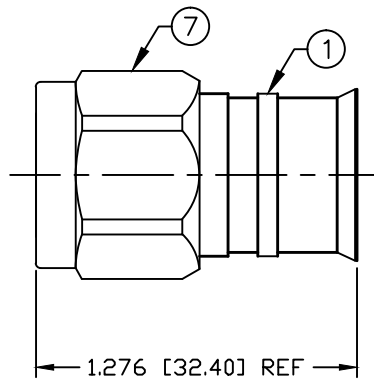


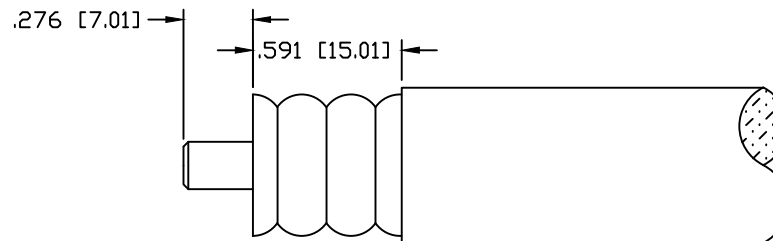
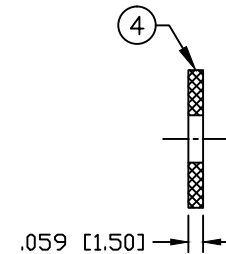
PART NO.

RFN-1002DS-H1

| REV | DESCRIPTION | DWN | DATE | APPROVED |
|-----|-----------------------|-----|----------|----------|
| A | UPDATED TRIM TOOL P/N | CZS | 07/19/19 | JDMc |



RECOMMENDED SOLDER ONLY



RECOMMENDED STRIPING DIMENSIONS

USE OF CABLE TRIM TOOL IS RECOMMENDED

USE COMPATIBLE TRIM TOOL SUCH AS TRIM-SET-C12-C02

SPECIFICATIONS:

IMPEDANCE: 50 Ohms

FREQUENCY RANGE: 0-3 GHz

VSWR: <1.15:1 THRU 3 GHz

PIM: ≤ -155 dBc

DIELECTRIC WITHSTANDING VOLTAGE: 1500V/AC

INSULATION RESISTANCE: 10000M Ω

TEMPERATURE RANGE: -40°C TO 155°C

MECHANICAL DURABILITY: 500 CYCLES

FOR LCF12-50JFN, LDF4-50A, ICA12-50JPL, PD353784 & SPF

CUSTOMER
OUTLINE DRAWINGALL DIMENSIONS
ARE REFERENCE ONLYUNLESS OTHERWISE SPECIFIED:
DIMENSIONS ARE IN INCHES
AND [MILLIMETERS]DRAWN
C. ZUNIGA 07/19/19CHECKED
ORJ DRAWN
C. ZUNIGA 05/25/17**RoHS
COMPLIANT**PROPRIETARY AND CONFIDENTIAL
THIS DRAWING CONTAINS
INFORMATION PROPRIETARY TO
RF INDUSTRIES. ANY
UNAUTHORIZED USE OF THIS
DRAWING IS EXPRESSLY
PROHIBITED WITHOUT WRITTEN
PERMISSION FROM RF
INDUSTRIES. ANY VIOLATION IS
PUNISHABLE UNDER U.S.
COPYRIGHT LAWS.**RFconnectors**
DIVISION OF RF INDUSTRIES, LTD.7610 MIRAMAR RD.
SAN DIEGO, CA 92126
(858) 549-6340
(858) 549-6345 FAX**N MALE, SOLDER**
FOR 1/2" FLEXIBLE CORRUGATED CABLE

| SIZE | CABLE GROUP | DWG NO. | REVISION |
|---------------|---------------------------|----------------------|----------|
| A | H1 | RFN-1002DS-H1 | A |
| SCALE: NTS | ENGINEERING ID: 000000 | SHEET 1 OF 1 | |

| # | DESCRIPTION | QTY | MATERIAL | FINISH |
|---|----------------|-----|----------|--------------|
| 7 | SHELL | 1 | BRASS | WHITE BRONZE |
| 6 | RETAINING RING | 1 | BRASS | WHITE BRONZE |
| 5 | GASKET | 1 | RUBBER | ---- |
| 4 | INSULATOR | 1 | PTFE | ---- |
| 3 | PIN | 1 | BRASS | SILVER |
| 2 | INSULATOR | 1 | PTFE | ---- |
| 1 | BODY | 1 | BRASS | WHITE BRONZE |