

# DTM15-12PB ✓ ACTIVE

DEUTSCH | [DEUTSCH DT](#), [DEUTSCH DTM](#)

TE Internal #: DTM15-12PB

PCB Mount Header, Vertical, Wire-to-Board, 12 Position, 4.19 mm [.165 in] Centerline, Fully Shrouded, Nickel, Through Hole - Solder, Sealable, Hybrid

[View on TE.com >](#)



[Connectors](#) > [PCB Connectors](#) > [PCB Headers & Receptacles](#) > [DEUTSCH DTM Headers](#)



Connector System: **Wire-to-Board**

Number of Positions: **12**

Centerline (Pitch): **4.19 mm [.165 in]**

Sealable: **Yes**

PCB Mount Orientation: **Vertical**

[All DEUTSCH DTM Headers \(32\)](#)

## Features

### Product Type Features

Hybrid Header	No
Connector Shape	Rectangular
PCB Connector Assembly Type	PCB Mount Header
Header Type	Fully Shrouded
Connector System	Wire-to-Board
Sealable	Yes
Connector & Contact Terminates To	Wire & Cable

### Configuration Features

Number of Sections	1
Number of Signal Positions	12
Number of Positions	12
PCB Mount Orientation	Vertical
Number of Rows	2

### Electrical Characteristics

Voltage Rating (Max)	250 VAC
Nominal Voltage Architecture	12 V, 24 V



Operating Voltage	250 VAC
-------------------	---------

### Body Features

Primary Product Color	Gray
-----------------------	------

Connector & Keying Code	B
-------------------------	---

### Contact Features

Contact Size	Size 20
--------------	---------

Contact Type	Pin
--------------	-----

Mating Pin Diameter	1.02 mm[.04 in]
---------------------	-----------------

Contact Mating Area Plating Material	Nickel
--------------------------------------	--------

Contact Current Rating (Max)	7.5 A
------------------------------	-------

### Termination Features

Termination Method to Printed Circuit Board	Through Hole - Solder
---	-----------------------

### Mechanical Attachment

Mounting Holes	With
----------------	------

Mating Alignment Type	Keyed
-----------------------	-------

Mating Retention	With
------------------	------

Mating Alignment	With
------------------	------

PCB Mount Alignment	Without
---------------------	---------

Panel Mount Feature	With
---------------------	------

PCB Mount Retention	With
---------------------	------

PCB Mount Retention Type	Mounting Screw
--------------------------	----------------

Mating Retention Type	Locking Interface
-----------------------	-------------------

Connector Mounting Type	Board Mount
-------------------------	-------------

### Housing Features

Centerline (Pitch)	4.19 mm[.165 in]
--------------------	------------------

### Dimensions

Connector Length	30.23 mm[1.19 in]
------------------	-------------------

Connector Width	33.02 mm[1.3 in]
-----------------	------------------

PCB Thickness (Recommended)	.78 – 2.36 mm[.031 – .093 in]
-----------------------------	-------------------------------

Profile Height from PCB	30.23 mm[1.19 in]
-------------------------	-------------------

### Usage Conditions

Operating Temperature (Max)	125 °C[257 °F]
-----------------------------	----------------



Operating Temperature Range -55 – 125 °C[-67 – 257 °F]

### Operation/Application

Shielded	No
Circuit Application	Signal

### Industry Standards

Degree of Protection	Not Tested
UL Rating	Recognized
UL Flammability Rating	UL 94V-0

### Packaging Features

Packaging Type	Box
Packaging Quantity	125

### Other

Interface Number	DTM04-12P
------------------	-----------

## Product Compliance

[For compliance documentation, visit the product page on TE.com>](#)

EU RoHS Directive 2011/65/EU	Compliant
EU ELV Directive 2000/53/EC	Compliant
China RoHS 2 Directive MIIT Order No 32, 2016	No Restricted Materials Above Threshold
EU REACH Regulation (EC) No. 1907/2006	Current ECHA Candidate List: JAN 2023 (233) Candidate List Declared Against: JAN 2023 (233) Does not contain REACH SVHC
Halogen Content	Not Low Halogen - contains Br or Cl > 900 ppm.
Solder Process Capability	Not reviewed for solder process capability

#### Product Compliance Disclaimer

This information is provided based on reasonable inquiry of our suppliers and represents our current actual knowledge based on the information they provided. This information is subject to change. The part numbers that TE has identified as EU RoHS compliant have a maximum concentration of 0.1% by weight in homogenous materials for lead, hexavalent chromium, mercury, PBB, PBDE, DBP, BBP, DEHP, DIBP, and 0.01% for cadmium, or qualify for an exemption to these limits as defined in the Annexes of Directive 2011/65/EU (RoHS2). Finished electrical and electronic equipment products will be CE marked as required by Directive 2011/65/EU. Components may not be CE marked. Additionally, the part numbers that TE has identified as EU ELV compliant have a maximum concentration of 0.1% by weight in homogenous materials for lead, hexavalent chromium, and mercury, and 0.01% for cadmium, or qualify for an exemption to these limits as defined in the Annexes of Directive 2000/53/EC (ELV). Regarding the REACH Regulation, the information TE provides

on SVHC in articles for this part number is based on the latest European Chemicals Agency (ECHA) 'Guidance on requirements for substances in articles' posted at this URL: <https://echa.europa.eu/guidance-documents/guidance-on-reach>

## Compatible Parts



TE Part # CAT-D485-CH8172  
DEUTSCH DTM Housings

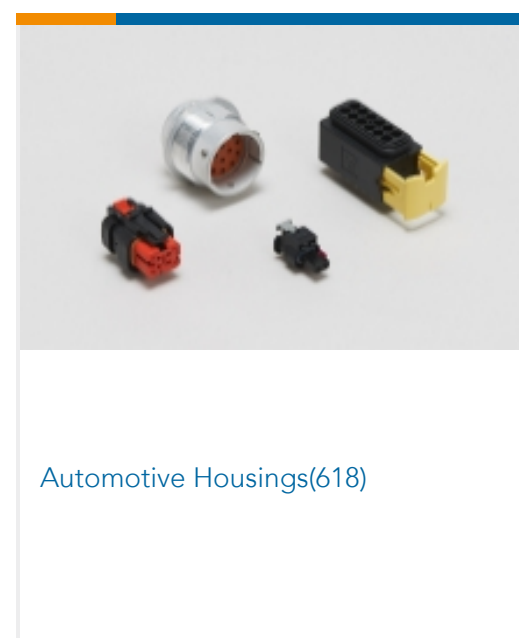
## Also in the Series | DEUTSCH DT



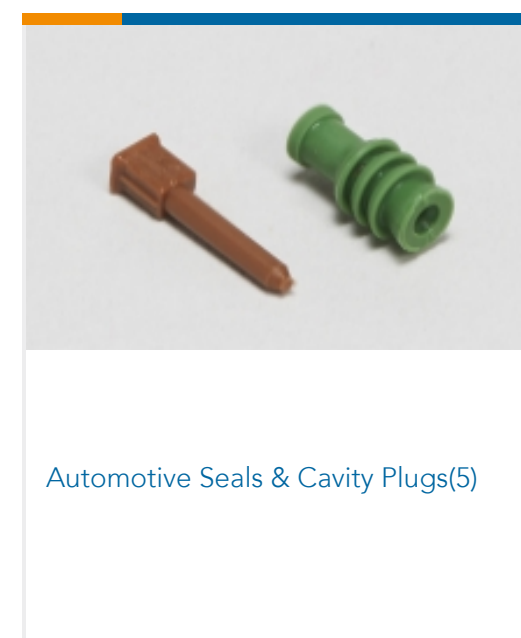
Automotive Connector Caps & Covers (107)



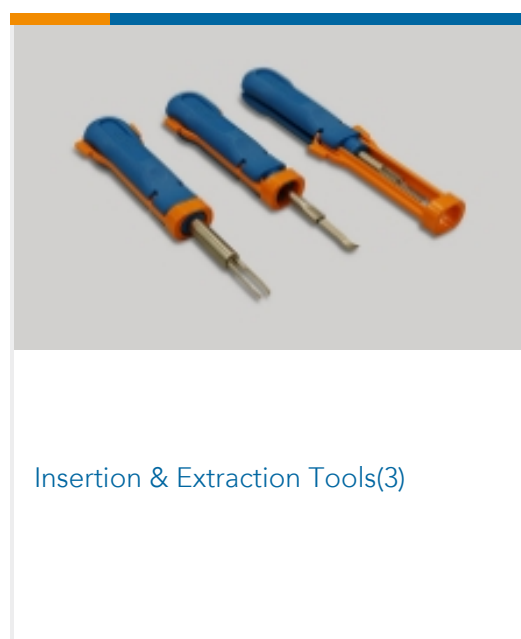
Automotive Connector Locks & Position Assurance(74)




Automotive Housings(618)



Automotive Seals & Cavity Plugs(5)



Insertion & Extraction Tools(3)



Other Automotive Connector Accessories(16)

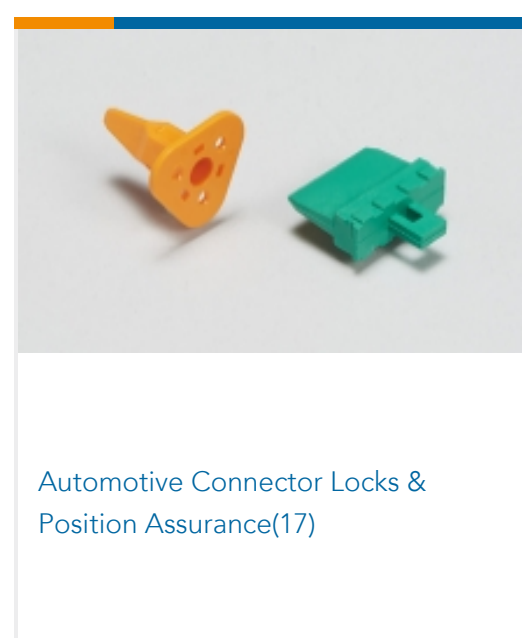


PCB Headers & Receptacles(102)

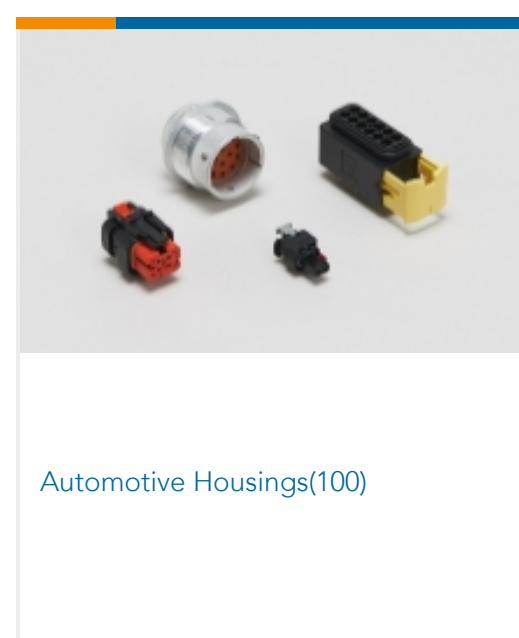
## Also in the Series | DEUTSCH DTM



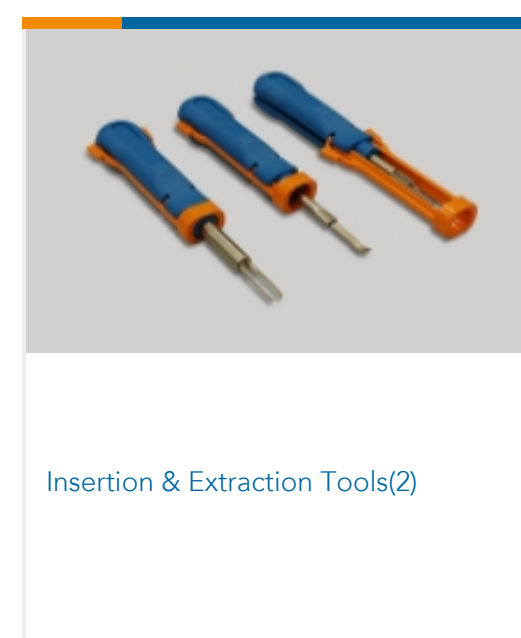
Automotive Connector Caps & Covers (41)




Automotive Connector Locks & Position Assurance(17)



Automotive Housings(100)



Insertion & Extraction Tools(2)



PCB Headers &amp; Receptacles(36)

## Customers Also Bought

TE Part #5227161-6  
RTANG JK W/MTG PINS, BNC PCBTE Part #DTM04-2P-EP10  
REC, 2P, BLK, 120 OHM RESISTOR,  
AU, BTE Part #DT13-48PABCD-R015  
DEUTSCH DT HeadersTE Part #DRC23-64PAA  
HDR, 64P, BLK, RA, AU/NI/CU, AATE Part #DT06-12SA-B016  
PLG, 12P, GRY, N, ENH KEY, ATE Part #3-1393239-6  
RT174005TE Part #7-1393222-4  
V23061B1002A501=MINISTARKSTROM

## Documents

### Product Drawings

HDR, 12P, GRY, ST, NI/CU, B

English

### CAD Files

Customer View Model

[ENG\\_CVM\\_CVM\\_DTM15-12PB\\_99.2d\\_dxf.zip](#)

English

3D PDF

3D

Customer View Model

[ENG\\_CVM\\_CVM\\_DTM15-12PB\\_99.3d\\_igs.zip](#)

English

Customer View Model

[ENG\\_CVM\\_CVM\\_DTM15-12PB\\_99.3d\\_stp.zip](#)

English

By downloading the CAD file I accept and agree to the [Terms and Conditions](#) of use.



---

**Datasheets & Catalog Pages**

**CONNECTOR SELECTOR**

English

---

**Product Specifications**

**Application Specification**

English

---

**Agency Approvals**

**UL Report**

English