11938TB (4715TS)

119□X38L

AC Axial Fan / Metal Blades

General Specifications

Motor Structure	Shaded Pole Induction Motor
Motor Protection	Thermal Protection
Insulation Resistance	Min 100MΩ by DC 500V Megger
Dielectric Withstand Voltage	: AC1800V 3s
Allowable Ambient Temperature Range	: − 10℃ ～ + 60℃ (Operating) − 40℃ ～ + 70℃ (Storage) non-condensing environment

Expected Life ※ Failure Rate: 10% (L10 Life)

25℃ 90,000 (Hours)

Outline

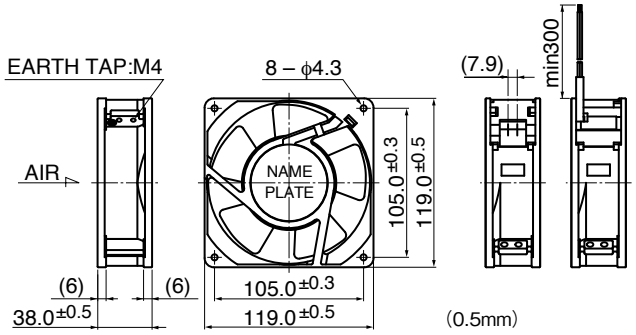

＊ Only flange type casing is available.

Panel Out-cuts

(Inlet Side) /Outlet Side)

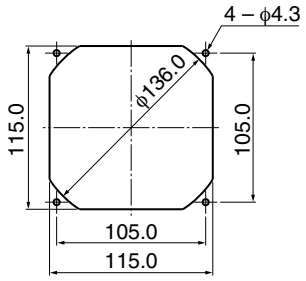

Characteristic Curves

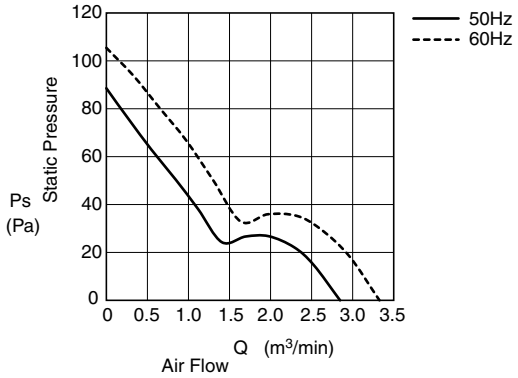

Material

Casing	: Aluminum (Black Painting)
Impeller	: Steel
Bearing	: Ball Bearing
Terminal	: Faston #110 or Equiv

＊ Please inquire regarding the potting type (dust & oil-proof type).

Lead Wire type is also available.

Lead Wire : UL3398 AWG22

Specifications

Model	Product No.	Rating Voltage (V)	Frequency (Hz)	Starting Voltage (V)	Current (A)*2	Input Power (W)$^{+10\%}_{-20\%}$	Speed (min⁻¹)*3	Max.Air Flow (m³/min)*1	Max.Air Flow (CFM)*1	Max. Static Pressure (Pa)*1	Max. Static Pressure (In H_2O)*1	Noise (dB)*1	Mass (g)
11938TB-A0N-NP-	00	100	50	65	0.450	20.0	2600	2.80	100.0	88.0	0.35	46.0	610
			60		0.340	17.0	3100	3.30	117.9	100.0	0.40	50.0	
11938TB-A1N-NP-	00	115	50	75	0.390	21.0	2600	2.80	100.0	88.0	0.35	46.0	
			60		0.300	17.0	3100	3.30	117.9	100.0	0.40	50.0	
11938TB-B0N-NP-	00	200	50	130	0.220	21.0	2600	2.80	100.0	88.0	0.35	46.0	
			60		0.170	17.0	3100	3.30	117.9	100.0	0.40	50.0	
11938TB-B2N-NP-	00	220	50	145	0.200	20.0	2600	2.80	100.0	88.0	0.35	46.0	
			60		0.150	17.0	3100	3.30	117.9	100.0	0.40	50.0	
11938TB-B3N-NP-	00	230	50	175	0.190	21.0	2600	2.80	100.0	88.0	0.35	46.0	
			60		0.140	17.0	3100	3.30	117.9	100.0	0.40	50.0	
11938TB-B4N-NP-	00	240	50	175	0.180	20.0	2600	2.80	100.0	88.0	0.35	46.0	
			60		0.140	17.0	3100	3.30	117.9	100.0	0.40	50.0	

Rotation: Counterclockwise as seen from the label side
Airflow Outlet: Label side

*1: Average Values in Free Air
*2: Maximum Values in Free Air
*3: Minimum Values in Free Air